



SKYVUE

SPECTRA



Spearheading the Sobha way!

**Sobha Realty redefines the concept
of luxury residential living with a
repertoire of real estate projects
across Dubai.**

With razor-sharp focus on quality and innovation, it has created a plethora of iconic spaces such as extravagant palaces, ornate mosques, cutting edge campuses and ultra-luxurious communities with grand villas and apartments. Pioneering the 'Backward Integration' model in real estate, Sobha Realty employs in-house mastery to create a unique offering of fine living that extends beyond the customer's expectations.

Backward Integration. Forward Thinking.

DESIGN

Masterfully conceptualized.

MATERIAL SOURCING

Employing cutting-edge
technology for world-class
manufacturing.

QUALITY CONTROL

Establishing a new global
standard.

ENGINEERING & CONTRACTING

Scrupulously refined to
perfection.

CRAFTSMANSHIP

Exquisite attention to detail
from inception to completion.



**WE NOTICE THE
SMALLEST
DETAILS.**

So you won't have to.

SOBHA
REALTY

Adorning the Northern Skyline



THE WORLD ISLANDS

PALM JUMEIRAH

BURJ AL ARAB

BURJ KHALIFA

AIN DUBAI

SOBHA SEAHAVEN

SOBHA S-TOWER

UMM SUQEIM

JUMEIRAH

BUR DUBAI

SHEIKH ZAYED ROAD

SOBHA REALTY METRO STATION

JEBEL ALI

SOBHA VERDE

AL QUOZ INDUSTRIAL AREA

THE DUBAI MALL

AL BARSHA

AL KHAIL ROAD

SOBHA HARTLAND

DUBAI INTERNATIONAL AIRPORT

DUBAI INVESTMENTS PARK

MOTOR CITY

NAD AL SHEBA

DUBAI CREEK HARBOUR

RASHIDIYA

SOBHA HARTLAND II

SOBHA ONE

SHEIKH MOHAMMED BIN ZAYED ROAD

SOBHA RESERVE

DUBAI SILICON OASIS

INTERNATIONAL CITY





RAS AL KHOR
WILDLIFE SANCTUARY
05 MINUTES



MEYDAN
RACE COURSE
10 MINUTES



SOBHA HARTLAND &
2 INTERNATIONAL SCHOOLS
10 MINUTES



DOWNTOWN DUBAI
10 MINUTES



DUBAI INTERNATIONAL
AIRPORT
12 MINUTES




BUSINESS BAY
12 MINUTES



BURJ KHALIFA &
THE DUBAI MALL
15 MINUTES



DUBAI OPERA
15 MINUTES



DUBAI FRAME
15 MINUTES



PALM JUMEIRAH
25 MINUTES

Where the city meets the sky

Sobha Hartland II, a contemporary sanctuary, is centrally located and seamlessly connected to the heart of Dubai, with convenient access to the city's major landmarks.

Each moment offers unparalleled convenience and modern elegance, immerse yourself in the dynamic life of Sobha Hartland II with effortless access to Downtown Dubai and other key destinations.



An exclusive retreat, crafted just for you

Sobha Hartland II, Dubai's most premium master community, sprawling across 8 million sq ft, is a perfect blend of urban convenience and community spirit. With an international school, office spaces, world-class mall, clubhouse and a range of retail options, this community keeps everything you need within reach.

The images shown are for illustration purposes only and may not be an exact representation of the product. The images uses computer graphics technology (photo-realistic rendering) to showcase the building and apartment's design, including the facade, elevations, and interiors. All furniture, lighting, finishes, facade and art shown are for marketing purposes only. All contents in these images are for illustrative purposes only and subject to change.



Introducing



SKYVUE
SPECTRA

Sky High Opulence

Taking Opulence
To the Next Level.
Whilst staying centered.

The images shown are for illustration purposes only and may not be an exact representation of the product. The images use computer graphics technology (photo-realistic rendering) to showcase the building and apartment's design, including the facade, elevations, and interiors. All furniture, lighting, finishes, facade and art shown are for marketing purposes only. All contents in these images are for illustrative purposes only and subject to change.




The images shown are for illustration purposes only and may not be an exact representation of the product. The images uses computer graphics technology (photo-realistic rendering) to showcase the building and apartment's design, including the facade, elevations, and interiors. All furniture, lighting, finishes, facade and art shown are for marketing purposes only. All contents in these images are for illustrative purposes only and subject to change.

Following the extraordinary success of Skyvue Solair, a new opportunity unfolds at Sobha Hartland II- Skyvue Spectra.

The stunning tower boasts uninterrupted panoramic views that stretch all the way to the horizon. Floor-to-ceiling windows invite an abundance of natural light, filling your home with warmth and making every morning a truly blissful experience.

At Spectra every detail is thought through with the precision of a craftsman making it a true masterpiece.




Elevated Luxury and Elegant Living

Surrounded by natural light, with panoramic views, these residences exude an air of sophistication and epitomize luxury living. Experience an unparalleled blend of convenience, sophistication and natural beauty.



The images shown are for illustration purposes only and may not be an exact representation of the product. The images uses computer graphics technology (photo-realistic rendering) to showcase the building and apartment's design, including the facade, elevations, and interiors. All furniture, lighting, finishes, facade and art shown are for marketing purposes only. All contents in these images are for illustrative purposes only and subject to change.



Sophistication at new heights

Skyvue forms the crescendo of the Northern skyline within the centrally located Sobha Hartland II, the towers offers tranquil retreats and breathtaking vistas that elevate the living experience.



The images shown are for illustration purposes only and may not be an exact representation of the product. The images uses computer graphics technology (photo-realistic rendering) to showcase the building and apartment's design, including the facade, elevations, and interiors. All furniture, lighting, finishes, facade and art shown are for marketing purposes only. All contents in these images are for illustrative purposes only and subject to change.



The Luxuries, The Heights, And the City!

Skyvue's architecture gracefully embraces its surroundings with a rhythmically flowing zig-zag facade set within a triangular floor plan.

This masterful design invites panoramic views into every space, creating an effortlessly elevated living experience where dual-aspect apartments become a gateway to an endless horizon.



The images shown are for illustration purposes only and may not be an exact representation of the product. The images uses computer graphics technology (photo-realistic rendering) to showcase the building and apartment's design, including the facade, elevations, and interiors. All furniture, lighting, finishes, facade and art shown are for marketing purposes only. All contents in these images are for illustrative purposes only and subject to change.

Overlooking the skyline of dreams

The tower stands tall with unmatched views of Dubai's Iconic skyline and views of Downtown Dubai and the Ras al Khor wildlife sanctuary one can only imagine the dreams birthed in this opulent sanctuary.

The images shown are for illustration purposes only and may not be an exact representation of the product. The images uses computer graphics technology (photo-realistic rendering) to showcase the building and apartment's design, including the facade, elevations, and interiors. All furniture, lighting, finishes, facade and art shown are for marketing purposes only. All contents in these images are for illustrative purposes only and subject to change.



Find Your Place Above, Gaze upon Horizons

Skyvue Spectra offers unobstructed panoramas of the surrounding neighborhood, where each day unfolds with serenity and beauty.



The images shown are for illustration purposes only and may not be an exact representation of the product. The images use computer graphics technology (photo-realistic rendering) to showcase the building and apartment's design, including the facade, elevations, and interiors. All furniture, lighting, finishes, facade and art shown are for marketing purposes only. All contents in these images are for illustrative purposes only and subject to change.




The images shown are for illustration purposes only and may not be an exact representation of the product. The images uses computer graphics technology (photo-realistic rendering) to showcase the building and apartment's design, including the facade, elevations, and interiors. All furniture, lighting, finishes, facade and art shown are for marketing purposes only. All contents in these images are for illustrative purposes only and subject to change.

Exceptional as expected

As luxury evolves, so does the art of living.
This tower redefines opulence, presenting
an extravagant new approach to living with
timeless elegance and unmatched grandeur.





Life at Skyvue Spectra

Unveil a world of boundless experiences, where every lifestyle, age, and passion find its perfect expression.




The images shown are for illustration purposes only and may not be an exact representation of the product. The images uses computer graphics technology (photo-realistic rendering) to showcase the building and apartment's design, including the facade, elevations, and interiors. All furniture, lighting, finishes, facade and art shown are for marketing purposes only. All contents in these images are for illustrative purposes only and subject to change.



The Arc of luxury

Skyvue Spectra is masterfully crafted around a stunning amphitheater that adapts gracefully with the shifting water levels.

Encircling the mesmerizing water feature, you'll discover a curated collection of distinguished dining, offering a truly elevated experience.



The images shown are for illustration purposes only and may not be an exact representation of the product. The images use computer graphics technology (photo-realistic rendering) to showcase the building and apartment's design, including the facade, elevations, and interiors. All furniture, lighting, finishes, facade and art shown are for marketing purposes only. All contents in these images are for illustrative purposes only and subject to change.



Cherish every breath in this private community filled with extraordinary array of experiences – from tranquil sensory gardens and a water obstacle course to a refined clubhouse, thoughtfully designed indoor workspaces, and a scenic cycle path.



Designed for
Every Passion

The images shown are for illustration purposes only and may not be an exact representation of the product. The images uses computer graphics technology (photo-realistic rendering) to showcase the building and apartment's design, including the facade, elevations, and interiors. All furniture, lighting, finishes, facade and art shown are for marketing purposes only. All contents in these images are for illustrative purposes only and subject to change.



Every day unfolds with new experiences and excitement. Relish a cinematic experience in the open-air theatre or create unforgettable moments in the BBQ Area and Party Terrace. This vibrant community caters to every need, allowing you to embrace life in its fullest, most enriching form.

A wealth of amenities awaits to enhance both entertainment and lifestyle



Water

- Kid's Pool
- Infinity Pool
- Jacuzzi
- Central water Feature

Fitness

- Outdoor Gym
- Indoor Gym
- Indoor Yoga Studio
- Circuit Training
- Walking/Jogging Loop
- Yoga and Meditation Area
- Sauna and Steam
- Outdoor Crossfit

Entertainment

- Multipurpose Hall
- Open Cinema Area
- Open Picnic Lawn
- Barbeque Area
- Party Terrace
- Open Amphitheatre Seating

Indoor

- Indoor Movie Theatre
- Library/Reading Room
- Cards room, Chess and Carrom
- Indoor video game room
- Music Room
- Art Room

Kids & Toddlers Zone

- Kids Games Room
- Kids Playroom




Find your Connection

It's not just about sharing space; it's about fostering connections, offering support, and cultivating a true sense of belonging.

Unwind, recharge, and refresh your mind and body with exclusive clubhouse-style amenities right at home.




The images shown are for illustration purposes only and may not be an exact representation of the product. The images uses computer graphics technology (photo-realistic rendering) to showcase the building and apartment's design, including the facade, elevations, and interiors. All furniture, lighting, finishes, facade and art shown are for marketing purposes only. All contents in these images are for illustrative purposes only and subject to change.



Fresh, Bright and Breezy

Irradiating with natural light through floor-to-ceiling glazed walls, Skyvue Spectra exudes an air of sophistication and luxury at every point. Wake up invigorated and ready to face another sublime day in paradise.



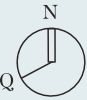


Residences Tailored to Perfection

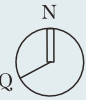
Within these walls, tranquility reigns, as triangular elegance and refined design effortlessly guide one back to the serene haven of Skyvue, where every detail embodies perfection.

The images shown are for illustration purposes only and may not be an exact representation of the product. The images use computer graphics technology (photo-realistic rendering) to showcase the building and apartment's design, including the facade, elevations, and interiors. All furniture, lighting, finishes, facade and art shown are for marketing purposes only. All contents in these images are for illustrative purposes only and subject to change.

LOCATION MAP



MASTER PLAN



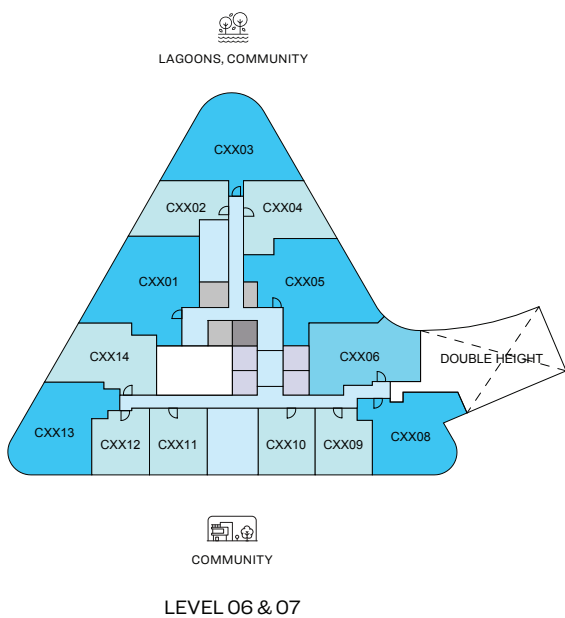
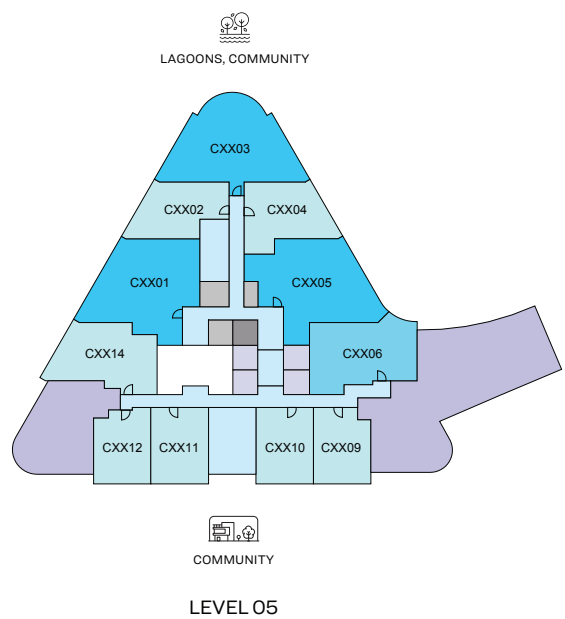
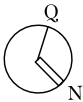
SITE PLAN











Floor
Plans

FLOOR PLAN LAYOUT

SKYVUE SPECTRA

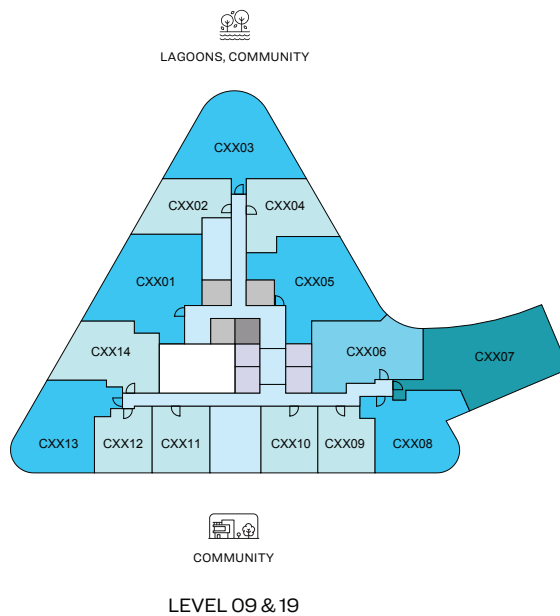
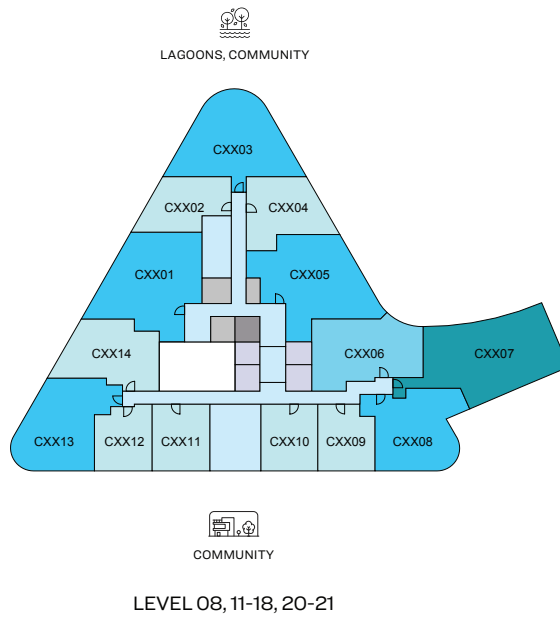
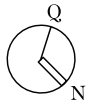


 1 BED UNIT	 2 BED UNIT	 CIRCULATION	 SERVICES	 GARBAGE ROOM
 1.5 BED UNIT		 AMENITIES	 LIFTS	

Disclaimer: 1. All dimensions are in metric, measured to wall. 2. All dimensions & drawings are approximate. 3. Actual area may vary from the stated area. 4. Drawing are not to scale. 5. Layout representation and images are for illustrative purposes only and may not represent the actual size, features, specifications for kitchen fixtures, appliances, fittings, furniture or furnishings and facade. Actual products and details may vary. 6. The developer reserves the right to make revisions/ alterations, at its absolute discretion, without prior intimation or any liability whatsoever.

FLOOR PLAN LAYOUT

SKYVUE SPECTRA

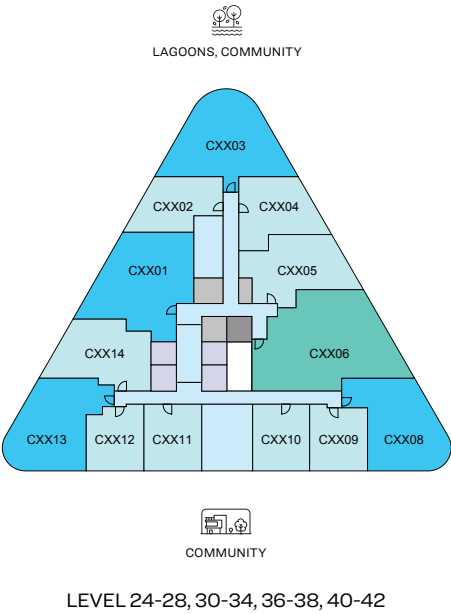
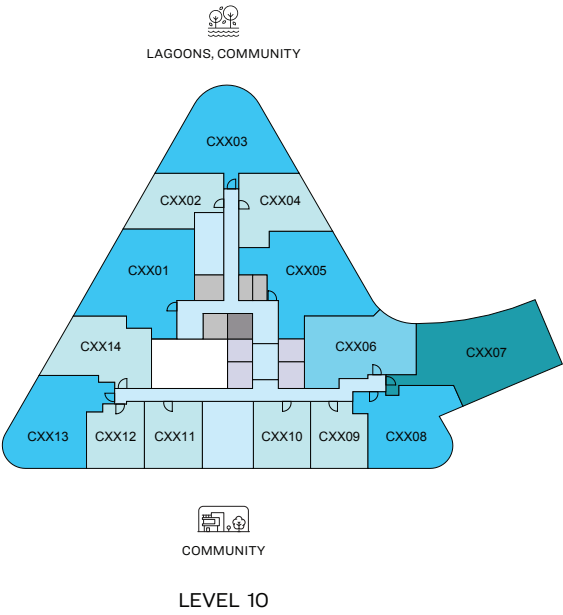
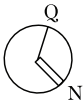


■ 1 BED UNIT	■ 2 BED UNIT	■ CIRCULATION	■ LIFTS
■ 1.5 BED UNIT	■ 3 BED UNIT	■ SERVICES	■ GARBAGE ROOM

Disclaimer: 1. All dimensions are in metric, measured to wall. 2. All dimensions & drawings are approximate. 3. Actual area may vary from the stated area. 4. Drawing are not to scale. 5. Layout representation and images are for illustrative purposes only and may not represent the actual size, features, specifications for kitchen fixtures, appliances, fittings, furniture or furnishings and facade. Actual products and details may vary. 6. The developer reserves the right to make revisions/ alterations, at its absolute discretion, without prior intimation or any liability whatsoever.

FLOOR PLAN LAYOUT

SKYVUE SPECTRA

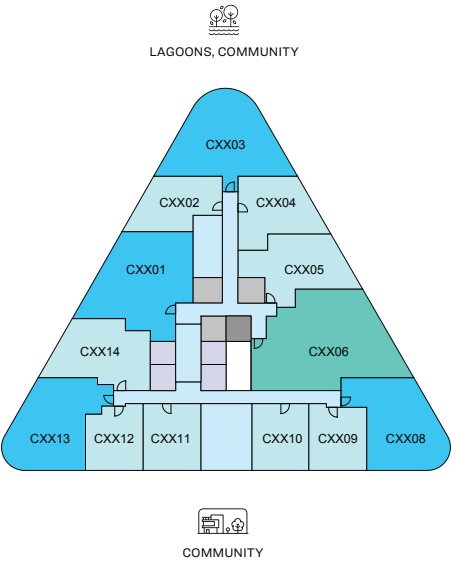
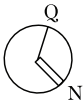


1 BED UNIT	2 BED UNIT	3 BED UNIT	CIRCULATION	LIFTS
1.5 BED UNIT	2.5 BED UNIT		SERVICES	GARBAGE ROOM

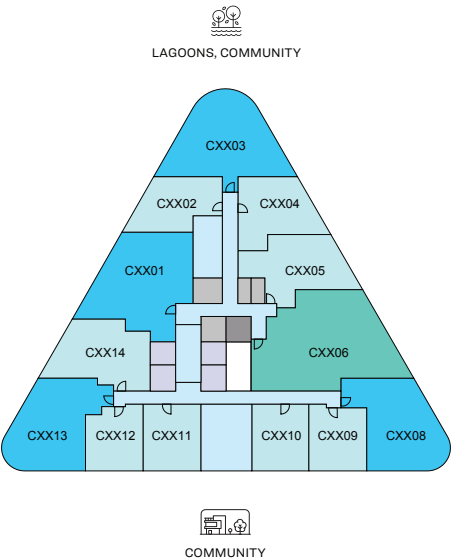
Disclaimer: 1. All dimensions are in metric, measured to wall. 2. All dimensions & drawings are approximate. 3. Actual area may vary from the stated area. 4. Drawing are not to scale. 5. Layout representation and images are for illustrative purposes only and may not represent the actual size, features, specifications for kitchen fixtures, appliances, fittings, furniture or furnishings and facade. Actual products and details may vary. 6. The developer reserves the right to make revisions/ alterations, at its absolute discretion, without prior intimation or any liability whatsoever.

FLOOR PLAN LAYOUT

SKYVUE SPECTRA



LEVEL 29, 39



LEVEL 35

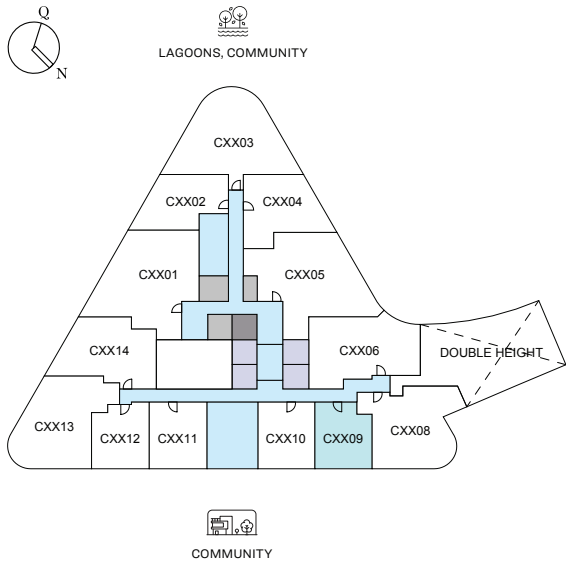
1 BED UNIT	2 BED UNIT	3 BED UNIT	CIRCULATION	LIFTS
1.5 BED UNIT	2.5 BED UNIT		SERVICES	GARBAGE ROOM

Disclaimer: 1. All dimensions are in metric, measured to wall. 2. All dimensions & drawings are approximate. 3. Actual area may vary from the stated area. 4. Drawing are not to scale. 5. Layout representation and images are for illustrative purposes only and may not represent the actual size, features, specifications for kitchen fixtures, appliances, fittings, furniture or furnishings and facade. Actual products and details may vary. 6. The developer reserves the right to make revisions/ alterations, at its absolute discretion, without prior intimation or any liability whatsoever.

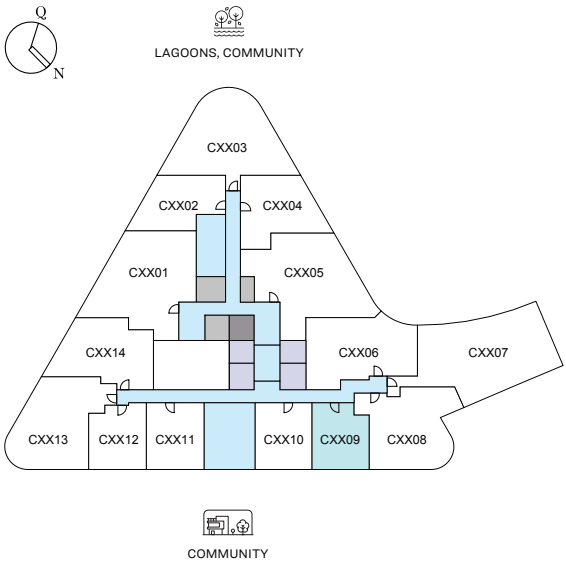
1 BEDROOM APARTMENT
TYPE A (with balcony)

TOTAL SALEABLE AREA
SUITE = 462.20 SQ.FT.
BALCONY = 44.35 SQ.FT.
TOTAL = 506.55 SQ.FT.

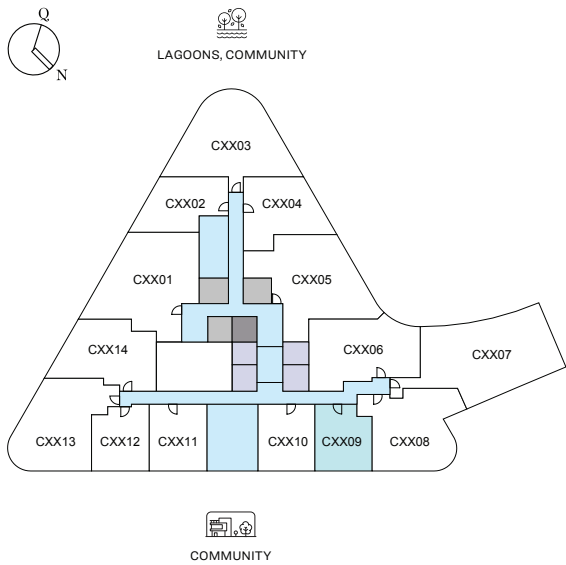
UNIT



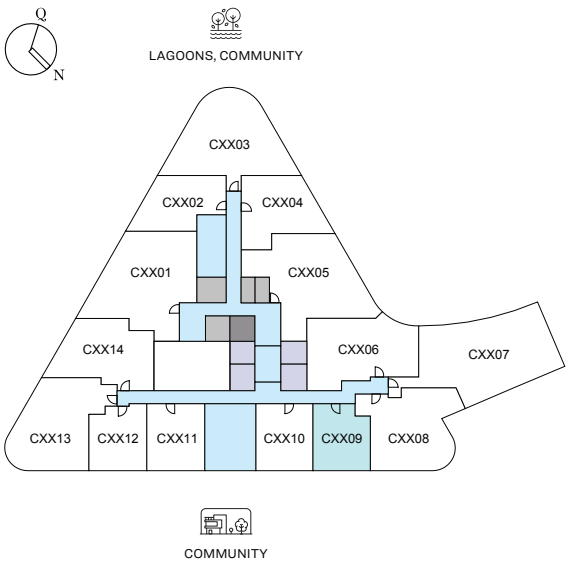
LEVEL 06 & 07



LEVEL 08, 11-18, 20-21



LEVEL 09 & 19



LEVEL 10

List of unit numbers with this unit plan:

VIEWS

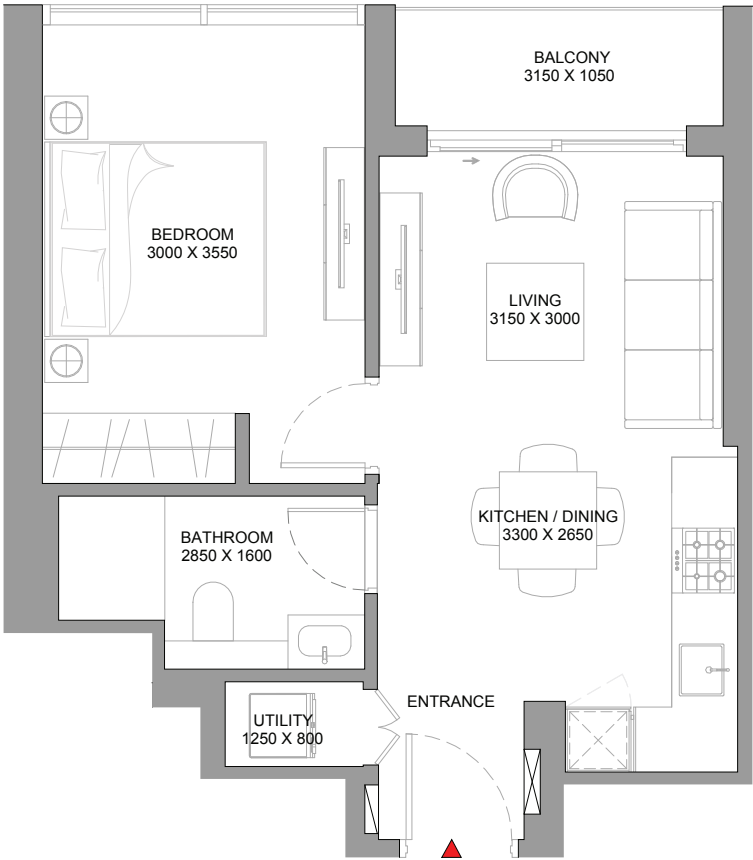
Community, Amenities
C609, C709, C809, C909, C1009

Community
C1109, C1209, C1309, C1409, C1509, C1609, C1709, C1809, C1909, C2009, C2109

Disclaimer: 1. All dimensions are in metric, measured to wall. 2. All dimensions & drawings are approximate. 3. Actual area may vary from the stated area. 4. Drawing are not to scale. 5. Layout representation and images are for illustrative purposes only and may not represent the actual size, features, specifications for kitchen fixtures, appliances, fittings, furniture or furnishings and facade. Actual products and details may vary. 6. The developer reserves the right to make revisions/ alterations, at its absolute discretion, without prior intimation or any liability whatsoever.

1 BEDROOM APARTMENT
TYPE A (with balcony)

TOTAL SALEABLE AREA
SUITE = 462.20 SQ.FT.
BALCONY = 44.35 SQ.FT.
TOTAL = 506.55 SQ.FT.



List of unit numbers with this unit plan:

VIEWS

Community, Amenities
C609, C709, C809, C909, C1009

Community
C1109, C1209, C1309, C1409, C1509, C1609, C1709, C1809, C1909, C2009, C2109

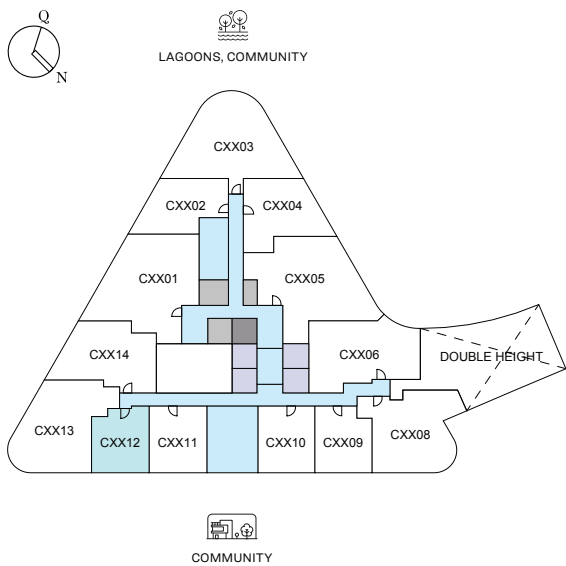


Disclaimer: 1. All dimensions are in metric, measured to wall. 2. All dimensions & drawings are approximate. 3. Actual area may vary from the stated area. 4. Drawing are not to scale. 5. Layout representation and images are for illustrative purposes only and may not represent the actual size, features, specifications for kitchen fixtures, appliances, fittings, furniture or furnishings and facade. Actual products and details may vary. 6. The developer reserves the right to make revisions/ alterations, at its absolute discretion, without prior intimation or any liability whatsoever.

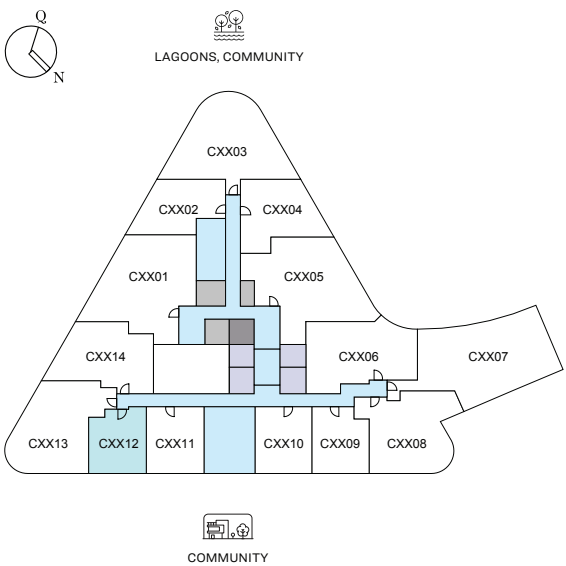
1 BEDROOM APARTMENT
TYPE A (with balcony) VARIANT 1

TOTAL SALEABLE AREA
SUITE RANGE = 462.20 - 462.53 SQ.FT.
BALCONY = 44.45 SQ.FT.
TOTAL RANGE = 506.65 - 506.98 SQ.FT.

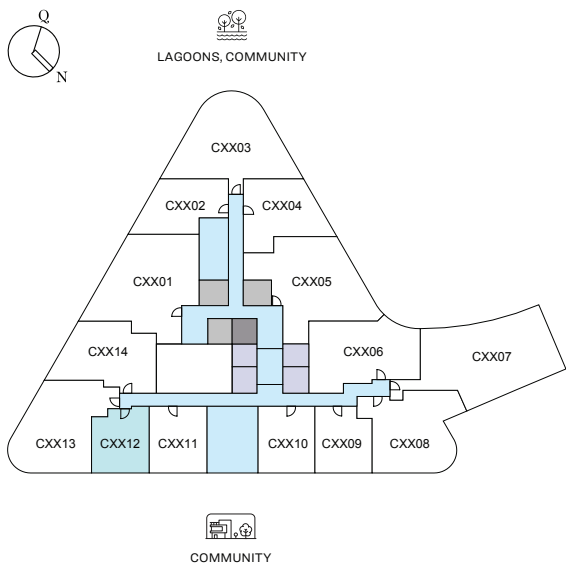
UNIT



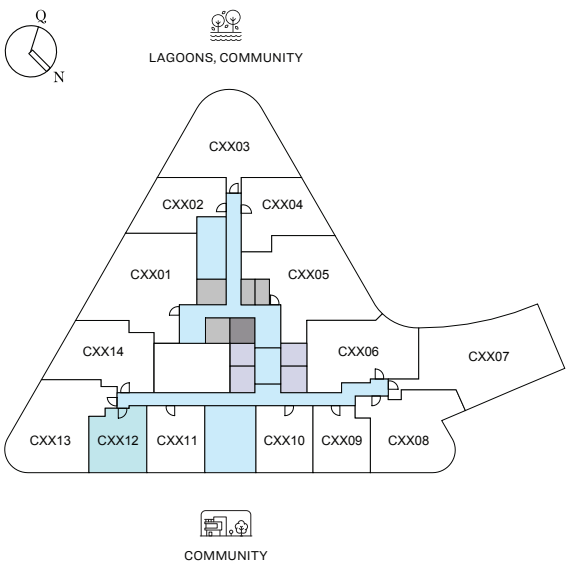
LEVEL 06 & 07



LEVEL 08, 11-18, 20-21



LEVEL 09 & 19



LEVEL 10

List of unit numbers with this unit plan:

VIEWS

Community, Amenities
C612, C712, C812, C912, C1012

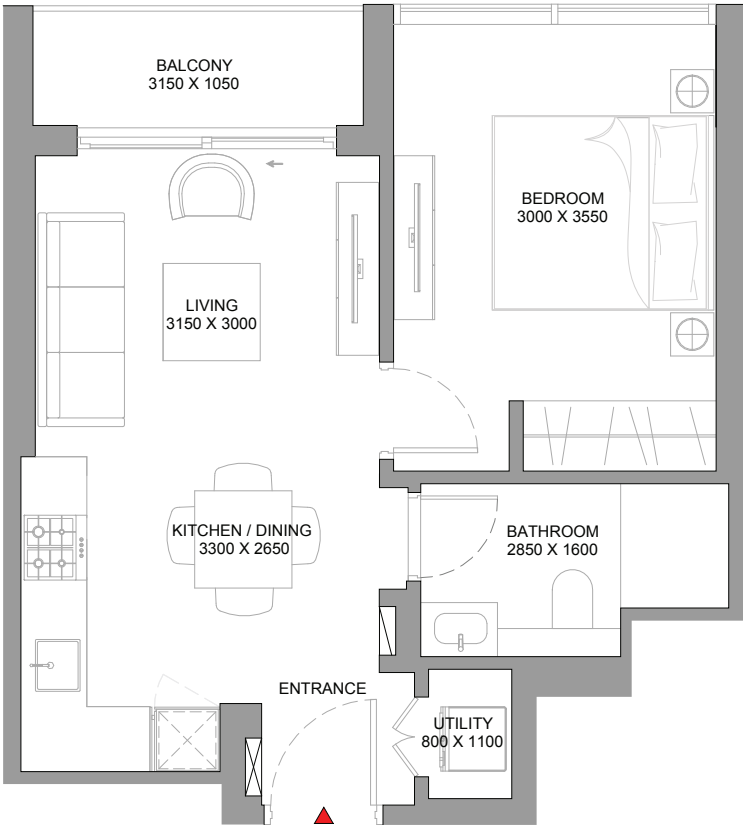
Community
C1112, C1212, C1312, C1412, C1512, C1612, C1712, C1812, C1912, C2012, C2112, C2412, C2512, C2612, C2712, C2812, C2912, C3012, C3112, C3212, C3312, C3412, C3512

Community, Dubai Skyline
C3612, C3712, C3812, C3912, C4012, C4112, C4212

Disclaimer: 1. All dimensions are in metric, measured to wall. 2. All dimensions & drawings are approximate. 3. Actual area may vary from the stated area. 4. Drawing are not to scale. 5. Layout representation and images are for illustrative purposes only and may not represent the actual size, features, specifications for kitchen fixtures, appliances, fittings, furniture or furnishings and facade. Actual products and details may vary. 6. The developer reserves the right to make revisions/ alterations, at its absolute discretion, without prior intimation or any liability whatsoever.

1 BEDROOM APARTMENT
TYPE A (with balcony) VARIANT 1

TOTAL SALEABLE AREA
SUITE RANGE = 462.20 - 462.53 SQ.FT.
BALCONY = 44.45 SQ.FT.
TOTAL RANGE = 506.65 - 506.98 SQ.FT.



List of unit numbers with this unit plan:

VIEWS

Community, Amenities
C612, C712, C812, C912, C1012

Community
C1112, C1212, C1312, C1412, C1512, C1612, C1712, C1812, C1912, C2012, C2112, C2412, C2512, C2612, C2712, C2812, C2912, C3012, C3112, C3212, C3312, C3412, C3512

Community, Dubai Skyline
C3612, C3712, C3812, C3912, C4012, C4112, C4212

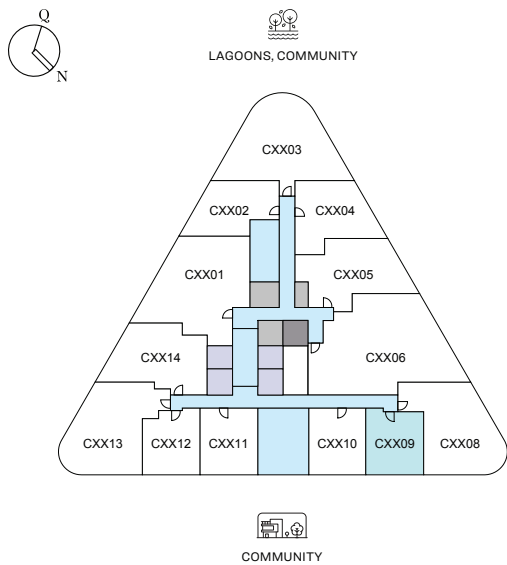


Disclaimer: 1. All dimensions are in metric, measured to wall. 2. All dimensions & drawings are approximate. 3. Actual area may vary from the stated area. 4. Drawing are not to scale. 5. Layout representation and images are for illustrative purposes only and may not represent the actual size, features, specifications for kitchen fixtures, appliances, fittings, furniture or furnishings and facade. Actual products and details may vary. 6. The developer reserves the right to make revisions/ alterations, at its absolute discretion, without prior intimation or any liability whatsoever.

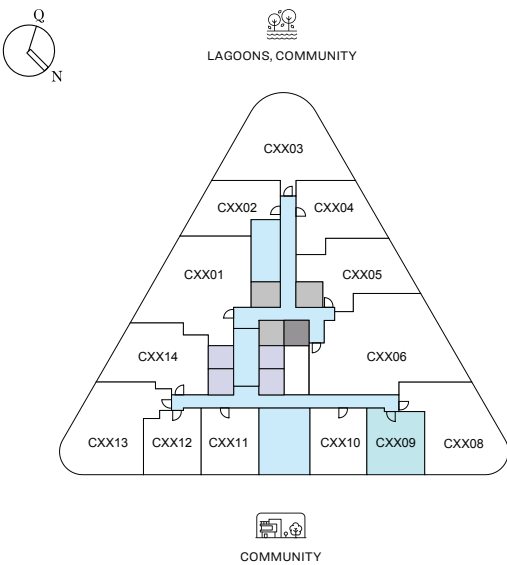
1 BEDROOM APARTMENT
TYPE A (with balcony) VARIANT 2

TOTAL SALEABLE AREA
SUITE = 475.12 SQ.FT.
BALCONY = 44.35 SQ.FT.
TOTAL = 519.47 SQ.FT.

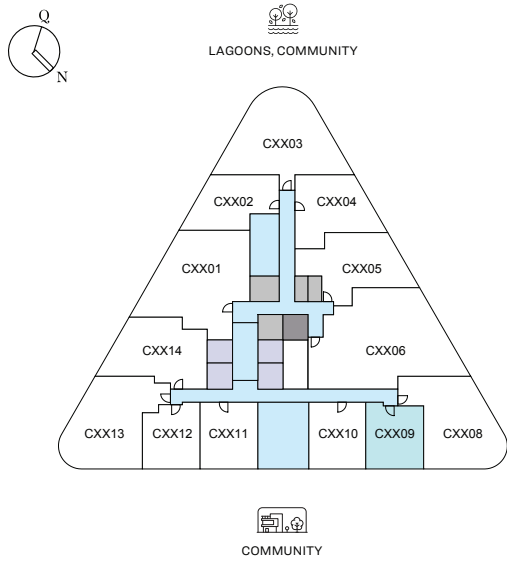
UNIT



LEVEL 24-28, 30-34, 36-38, 40-42



LEVEL 29, 39



LEVEL 35

List of unit numbers with this unit plan:

VIEWS

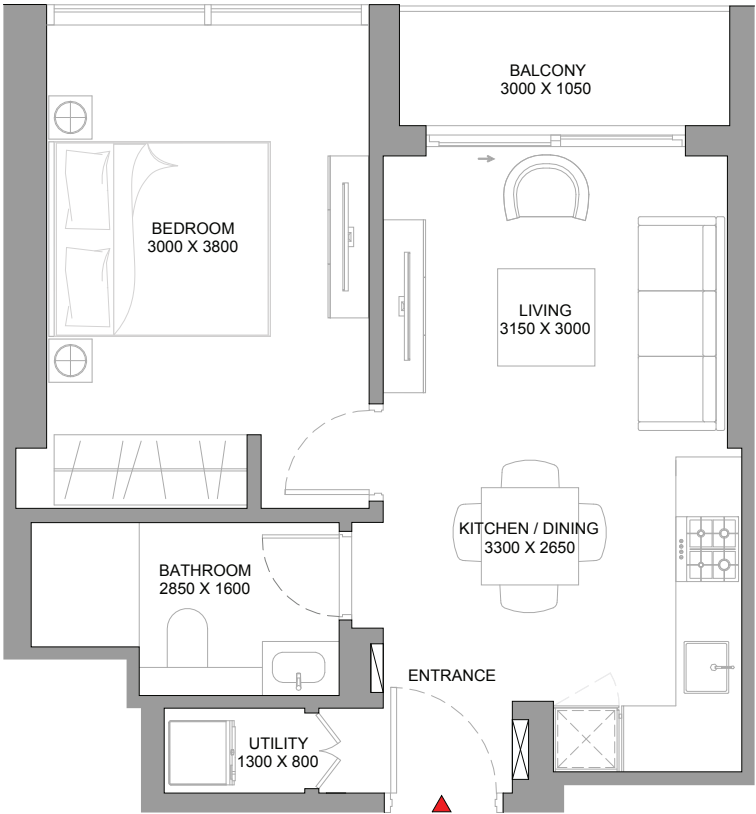
Community
C2409, C2509, C2609, C2709, C2809, C2909, C3009, C3109, C3209, C3309, C3409, C3509

Community, Dubai Skyline
C3609, C3709, C3809, C3909, C4009, C4109, C4209

Disclaimer: 1. All dimensions are in metric, measured to wall. 2. All dimensions & drawings are approximate. 3. Actual area may vary from the stated area. 4. Drawing are not to scale. 5. Layout representation and images are for illustrative purposes only and may not represent the actual size, features, specifications for kitchen fixtures, appliances, fittings, furniture or furnishings and facade. Actual products and details may vary. 6. The developer reserves the right to make revisions/ alterations, at its absolute discretion, without prior intimation or any liability whatsoever.

1 BEDROOM APARTMENT
TYPE A (with balcony) VARIANT 2

TOTAL SALEABLE AREA
SUITE = 475.12 SQ.FT.
BALCONY = 44.35 SQ.FT.
TOTAL = 519.47 SQ.FT.



List of unit numbers with this unit plan:

VIEWS

Community
C2409, C2509, C2609, C2709, C2809, C2909, C3009, C3109, C3209, C3309, C3409, C3509

Community, Dubai Skyline
C3609, C3709, C3809, C3909, C4009, C4109, C4209

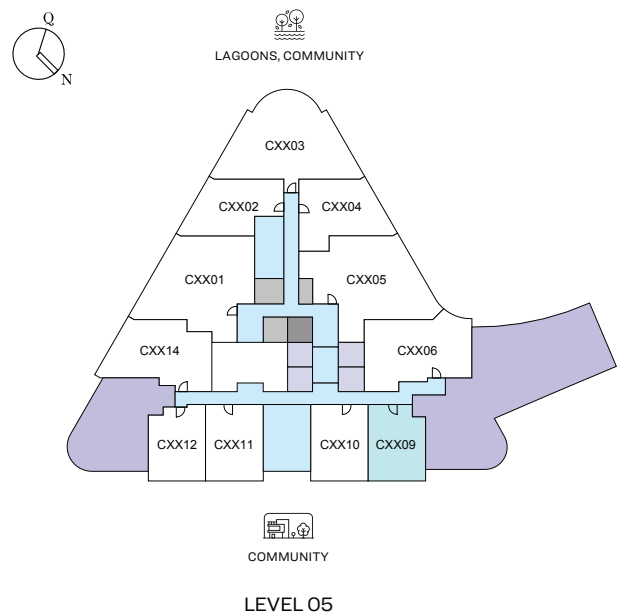


Disclaimer: 1. All dimensions are in metric, measured to wall. 2. All dimensions & drawings are approximate. 3. Actual area may vary from the stated area. 4. Drawing are not to scale. 5. Layout representation and images are for illustrative purposes only and may not represent the actual size, features, specifications for kitchen fixtures, appliances, fittings, furniture or furnishings and facade. Actual products and details may vary. 6. The developer reserves the right to make revisions/ alterations, at its absolute discretion, without prior intimation or any liability whatsoever.

1 BEDROOM APARTMENT
TYPE A (with yard) VARIANT 3

TOTAL SALEABLE AREA
SUITE = 463.39 SQ.FT.
YARD = 147.36 SQ.FT.
TOTAL = 610.75 SQ.FT.

UNIT



List of unit numbers with this unit plan:

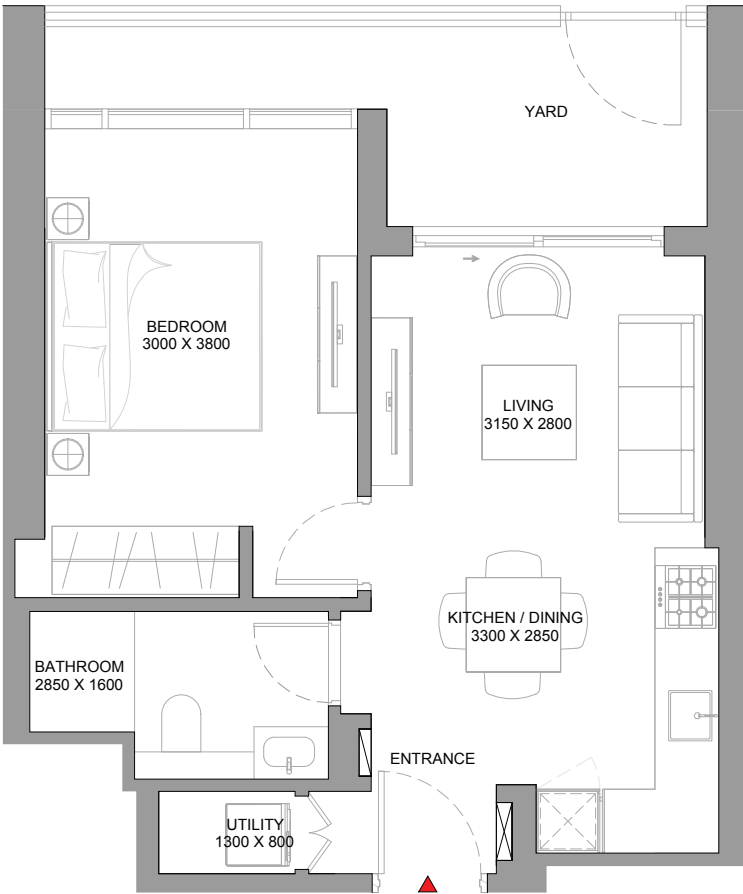
VIEWS

Community, Amenities
C509

Disclaimer: 1. All dimensions are in metric, measured to wall. 2. All dimensions & drawings are approximate. 3. Actual area may vary from the stated area. 4. Drawing are not to scale. 5. Layout representation and images are for illustrative purposes only and may not represent the actual size, features, specifications for kitchen fixtures, appliances, fittings, furniture or furnishings and facade. Actual products and details may vary. 6. The developer reserves the right to make revisions/ alterations, at its absolute discretion, without prior intimation or any liability whatsoever.

1 BEDROOM APARTMENT
TYPE A (with yard) VARIANT 3

TOTAL SALEABLE AREA
SUITE = 463.39 SQ.FT.
YARD = 147.36 SQ.FT.
TOTAL = 610.75 SQ.FT.



List of unit numbers with this unit plan:

VIEWS

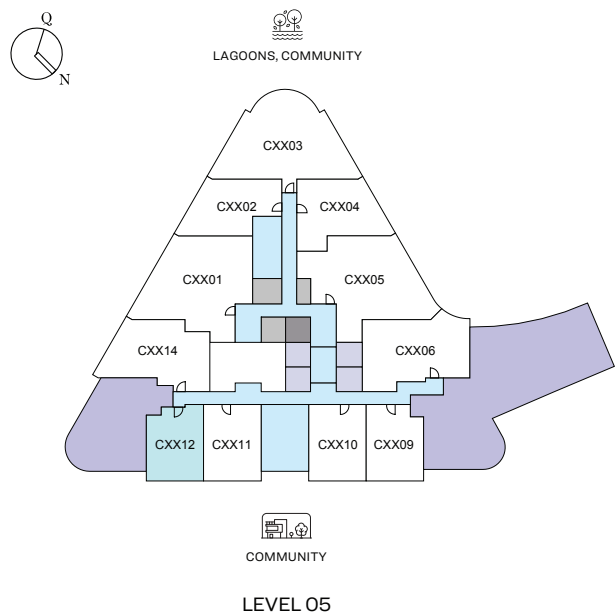
Community, Amenities
C509

Disclaimer: 1. All dimensions are in metric, measured to wall. 2. All dimensions & drawings are approximate. 3. Actual area may vary from the stated area. 4. Drawing are not to scale. 5. Layout representation and images are for illustrative purposes only and may not represent the actual size, features, specifications for kitchen fixtures, appliances, fittings, furniture or furnishings and facade. Actual products and details may vary. 6. The developer reserves the right to make revisions/ alterations, at its absolute discretion, without prior intimation or any liability whatsoever.

1 BEDROOM APARTMENT
TYPE A (with yard) VARIANT 4

TOTAL SALEABLE AREA
SUITE = 462.09 SQ.FT.
YARD = 147.36 SQ.FT.
TOTAL = 609.45 SQ.FT.

UNIT



List of unit numbers with this unit plan:

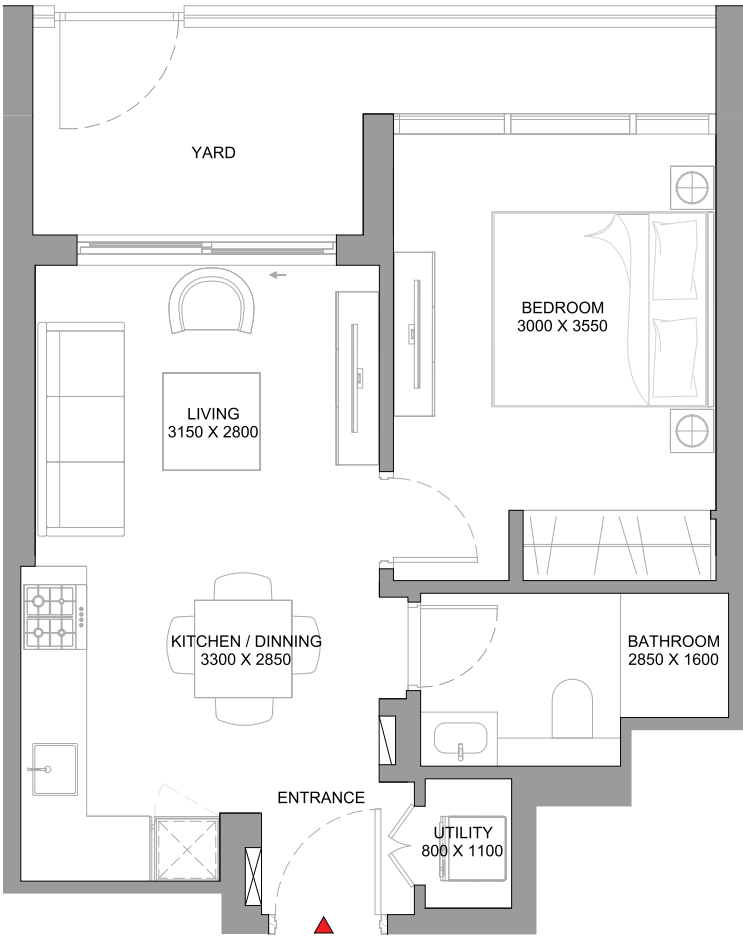
VIEWS

Community, Amenities
C512

Disclaimer: 1. All dimensions are in metric, measured to wall. 2. All dimensions & drawings are approximate. 3. Actual area may vary from the stated area. 4. Drawing are not to scale. 5. Layout representation and images are for illustrative purposes only and may not represent the actual size, features, specifications for kitchen fixtures, appliances, fittings, furniture or furnishings and facade. Actual products and details may vary. 6. The developer reserves the right to make revisions/ alterations, at its absolute discretion, without prior intimation or any liability whatsoever.

1 BEDROOM APARTMENT
TYPE A (with yard) VARIANT 4

TOTAL SALEABLE AREA
SUITE = 462.09 SQ.FT.
YARD = 147.36 SQ.FT.
TOTAL = 609.45 SQ.FT.



List of unit numbers with this unit plan:

VIEWS

Community, Amenities
C512

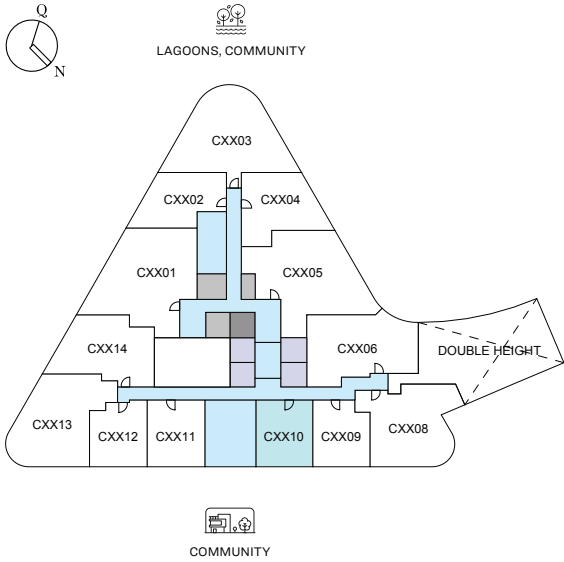
Disclaimer: 1. All dimensions are in metric, measured to wall. 2. All dimensions & drawings are approximate. 3. Actual area may vary from the stated area. 4. Drawing are not to scale. 5. Layout representation and images are for illustrative purposes only and may not represent the actual size, features, specifications for kitchen fixtures, appliances, fittings, furniture or furnishings and facade. Actual products and details may vary. 6. The developer reserves the right to make revisions/ alterations, at its absolute discretion, without prior intimation or any liability whatsoever.

1 BEDROOM APARTMENT

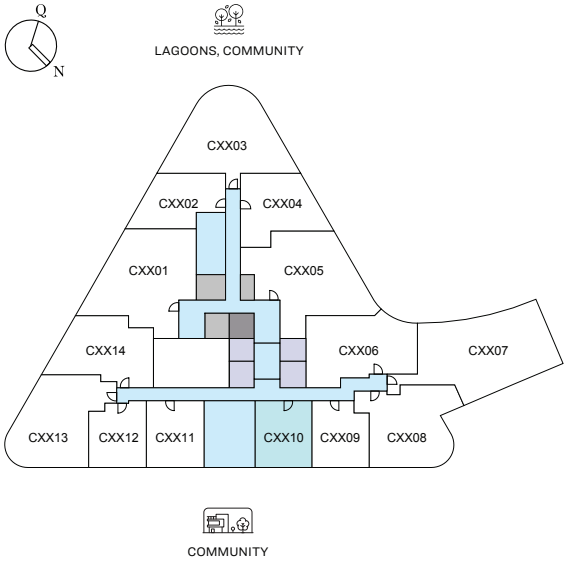
TYPE B (with balcony)

TOTAL SALEABLE AREA
 SUITE = 482.01 SQ.FT.
 BALCONY = 44.45 SQ.FT.
 TOTAL = 526.46 SQ.FT.

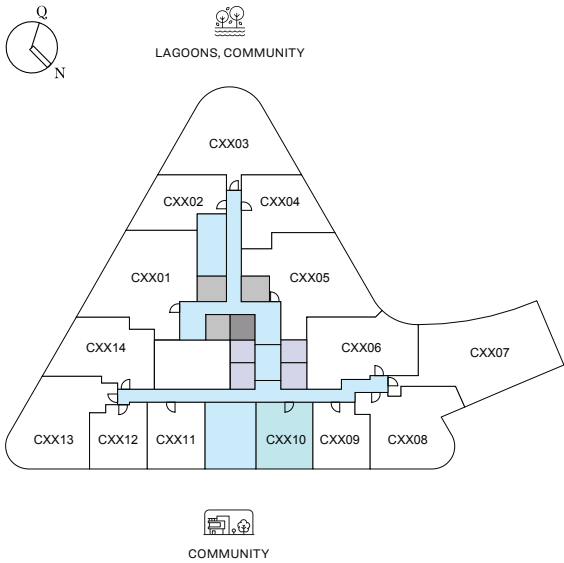
UNIT



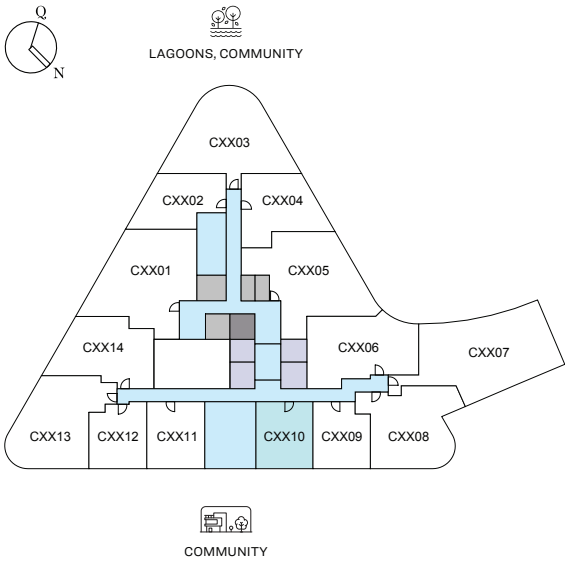
LEVEL 06 & 07



LEVEL 08, 11-18, 20-21



LEVEL 09 & 19



LEVEL 10

List of unit numbers with this unit plan:

VIEWS

Community, Amenities
 C610, C710, C810, C910, C1010

Community
 C1110, C1210, C1310, C1410, C1510, C1610, C1710, C1810, C1910, C2010, C2110, C2210, C2410, C2510, C2610, C2710, C2810, C2910, C3010, C3110, C3210, C3310, C3410, C3510

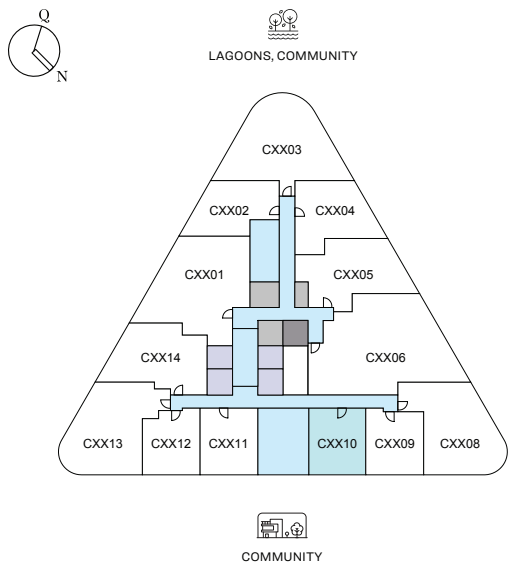
Community, Dubai Skyline
 C3610, C3710, C3810, C3910, C4010, C4110, C4210

Disclaimer: 1. All dimensions are in metric, measured to wall. 2. All dimensions & drawings are approximate. 3. Actual area may vary from the stated area. 4. Drawing are not to scale. 5. Layout representation and images are for illustrative purposes only and may not represent the actual size, features, specifications for kitchen fixtures, appliances, fittings, furniture or furnishings and facade. Actual products and details may vary. 6. The developer reserves the right to make revisions/ alterations, at its absolute discretion, without prior intimation or any liability whatsoever.

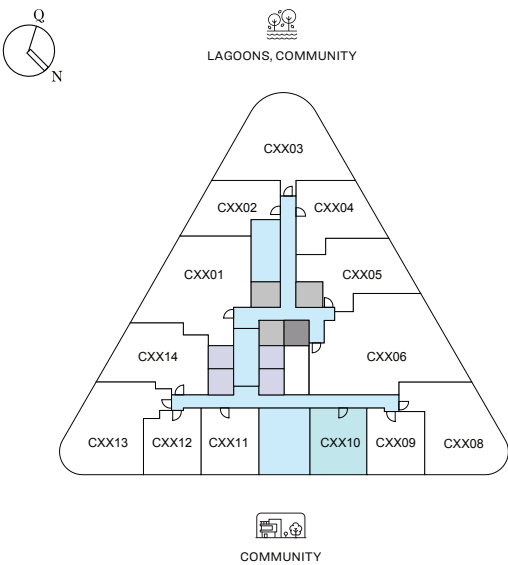
1 BEDROOM APARTMENT
TYPE B (with balcony)

TOTAL SALEABLE AREA
SUITE = 482.01 SQ.FT.
BALCONY = 44.45 SQ.FT.
TOTAL = 526.46 SQ.FT.

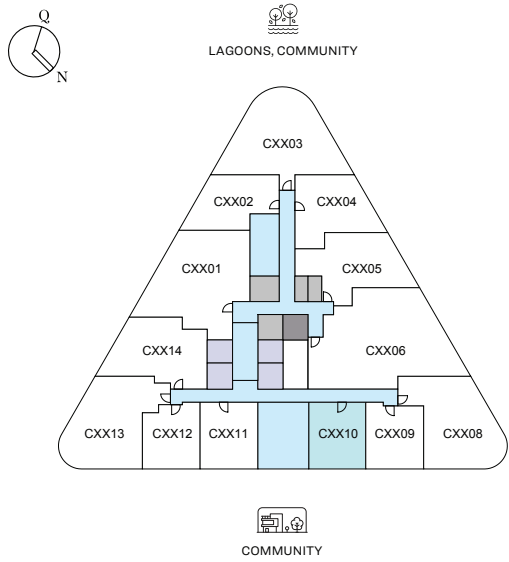
UNIT



LEVEL 24-28, 30-34, 36-38, 40-42



LEVEL 29, 39



LEVEL 35

List of unit numbers with this unit plan:

VIEWS

Community, Amenities
C610, C710, C810, C910, C1010

Community
C1110, C1210, C1310, C1410, C1510, C1610, C1710, C1810, C1910, C2010, C2110, C2410, C2510, C2610, C2710, C2810, C2910, C3010, C3110, C3210, C3310, C3410, C3510

Community, Dubai Skyline
C3610, C3710, C3810, C3910, C4010, C4110, C4210

Disclaimer: 1. All dimensions are in metric, measured to wall. 2. All dimensions & drawings are approximate. 3. Actual area may vary from the stated area. 4. Drawing are not to scale. 5. Layout representation and images are for illustrative purposes only and may not represent the actual size, features, specifications for kitchen fixtures, appliances, fittings, furniture or furnishings and facade. Actual products and details may vary. 6. The developer reserves the right to make revisions/ alterations, at its absolute discretion, without prior intimation or any liability whatsoever.

1 BEDROOM APARTMENT

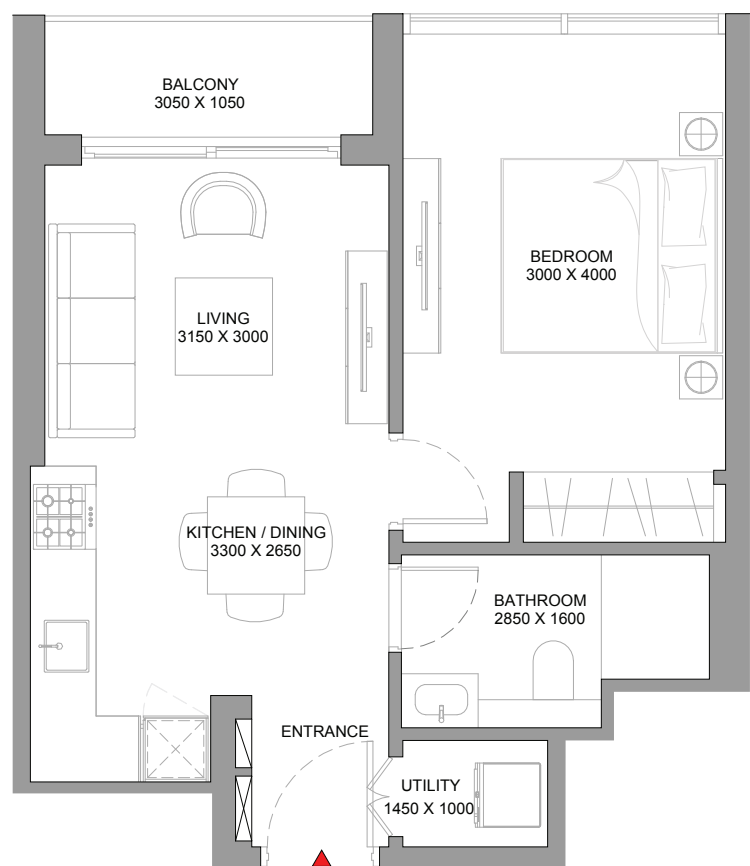
TYPE B (with balcony)

TOTAL SALEABLE AREA

SUITE = 482.01 SQ.FT.

BALCONY = 44.45 SQ.FT.

TOTAL = 526.46 SQ.FT.



List of unit numbers with this unit plan:

VIEWS

Community, Amenities

C610, C710, C810, C910, C1010

Community

C1110, C1210, C1310, C1410, C1510, C1610, C1710, C1810, C1910, C2010, C2110, C2410, C2510, C2610, C2710, C2810, C2910, C3010, C3110, C3210, C3310, C3410, C3510

Community, Dubai Skyline

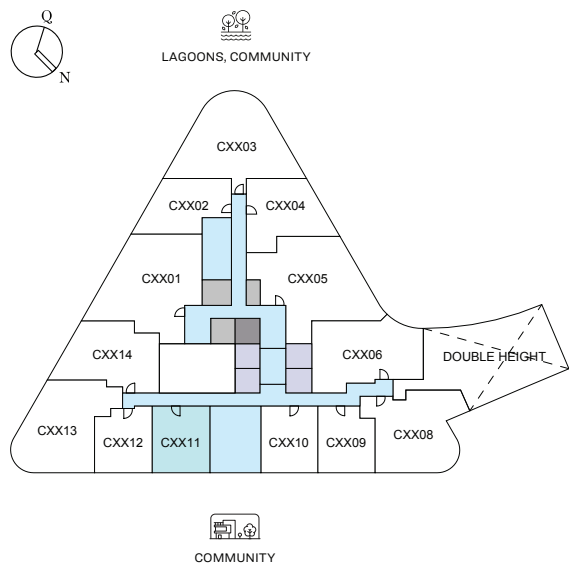
C3610, C3710, C3810, C3910, C4010, C4110, C4210



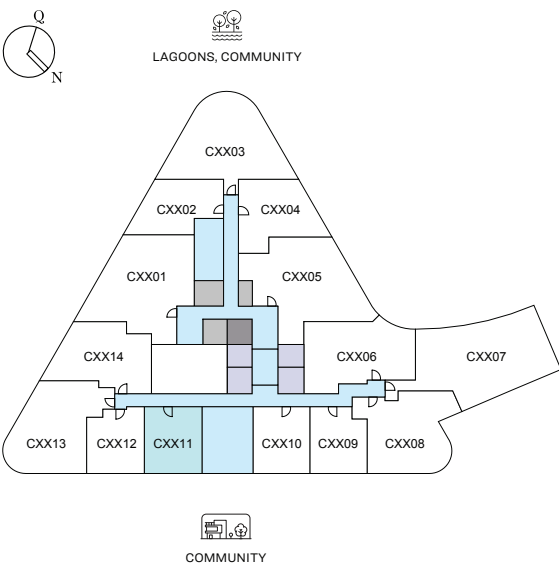
Disclaimer: 1. All dimensions are in metric, measured to wall. 2. All dimensions & drawings are approximate. 3. Actual area may vary from the stated area. 4. Drawing are not to scale. 5. Layout representation and images are for illustrative purposes only and may not represent the actual size, features, specifications for kitchen fixtures, appliances, fittings, furniture or furnishings and facade. Actual products and details may vary. 6. The developer reserves the right to make revisions/ alterations, at its absolute discretion, without prior intimation or any liability whatsoever.

1 BEDROOM APARTMENT
TYPE B (with balcony) VARIANT 1

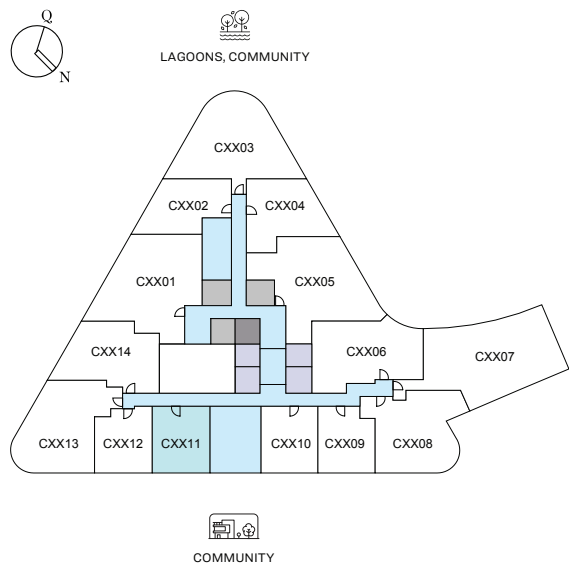
TOTAL SALEABLE AREA
SUITE = 483.62 SQ.FT.
BALCONY = 44.45 SQ.FT.
TOTAL = 528.07 SQ.FT.



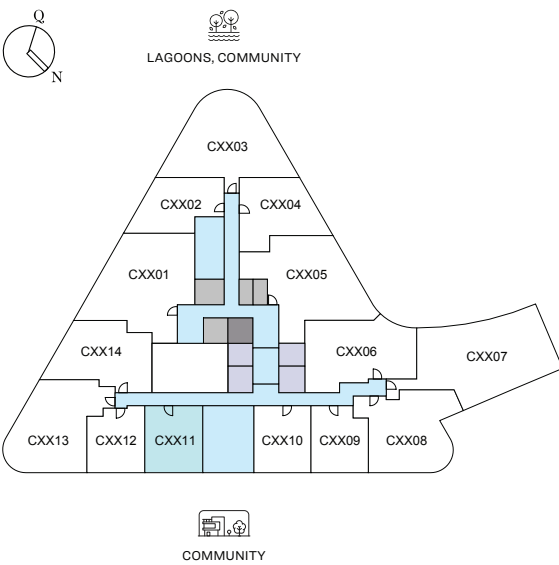
LEVEL 06 & 07



LEVEL 08, 11-18, 20-21



LEVEL 09 & 19



LEVEL 10

List of unit numbers with this unit plan:

VIEWS

Community, Amenities

C611, C711, C811, C911, C1011

Community

C1111, C1211, C1311, C1411, C1511, C1611, C1711, C1811, C1911, C2011, C2111, C2411, C2511, C2611, C2711, C2811, C2911, C3011, C3111, C3211, C3311, C3411, C3511

Community, Dubai Skyline

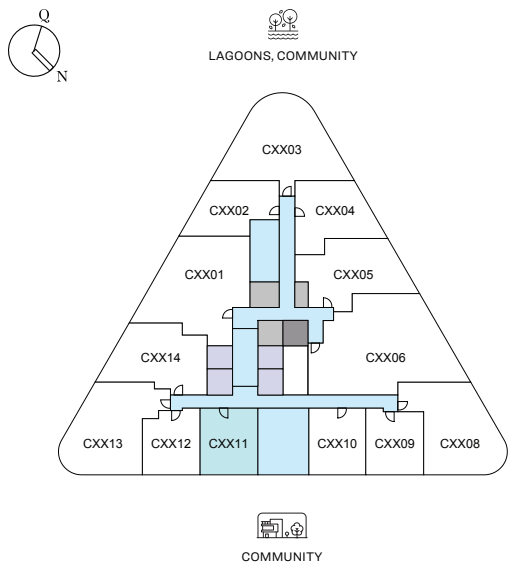
C3611, C3711, C3811, C3911, C4011, C4111, C4211

Disclaimer: 1. All dimensions are in metric, measured to wall. 2. All dimensions & drawings are approximate. 3. Actual area may vary from the stated area. 4. Drawing are not to scale. 5. Layout representation and images are for illustrative purposes only and may not represent the actual size, features, specifications for kitchen fixtures, appliances, fittings, furniture or furnishings and facade. Actual products and details may vary. 6. The developer reserves the right to make revisions/ alterations, at its absolute discretion, without prior intimation or any liability whatsoever.

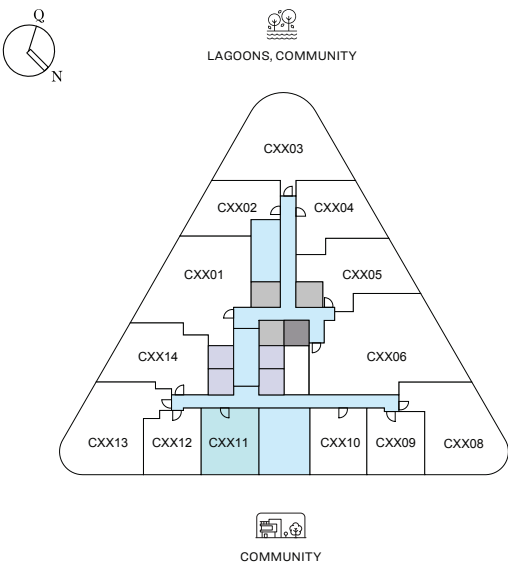
1 BEDROOM APARTMENT
TYPE B (with balcony) VARIANT 1

TOTAL SALEABLE AREA
SUITE = 483.62 SQ.FT.
BALCONY = 44.45 SQ.FT.
TOTAL = 528.07 SQ.FT.

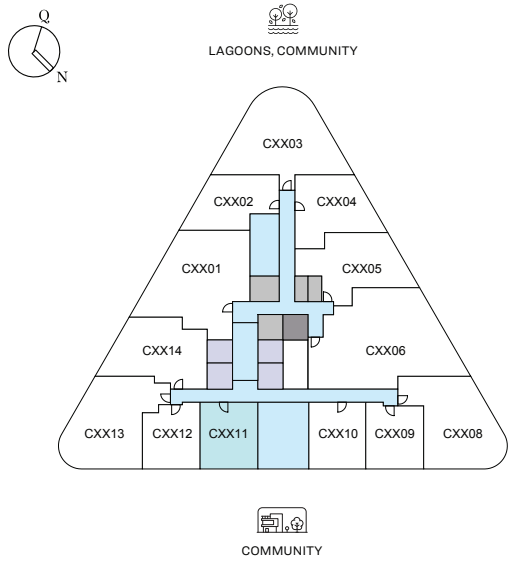
UNIT



LEVEL 24-28, 30-34, 36-38, 40-42



LEVEL 29, 39



LEVEL 35

List of unit numbers with this unit plan:

VIEWS

Community, Amenities

C611, C711, C811, C911, C1011

Community

C1111, C1211, C1311, C1411, C1511, C1611, C1711, C1811, C1911, C2011, C2111, C2411, C2511, C2611, C2711, C2811, C2911, C3011, C3111, C3211, C3311, C3411, C3511

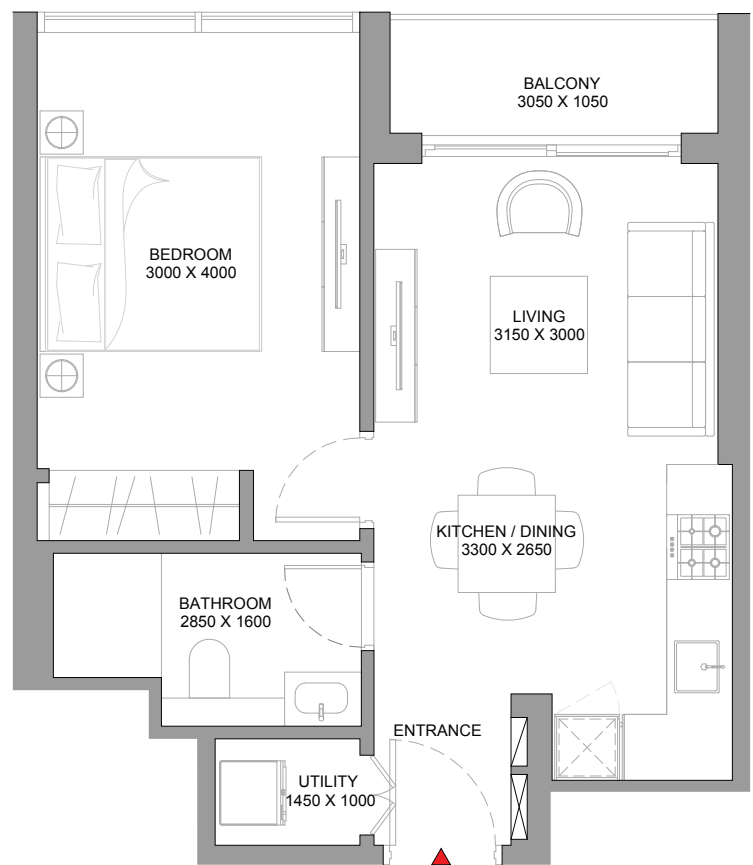
Community, Dubai Skyline

C3611, C3711, C3811, C3911, C4011, C4111, C4211

Disclaimer: 1. All dimensions are in metric, measured to wall. 2. All dimensions & drawings are approximate. 3. Actual area may vary from the stated area. 4. Drawing are not to scale. 5. Layout representation and images are for illustrative purposes only and may not represent the actual size, features, specifications for kitchen fixtures, appliances, fittings, furniture or furnishings and facade. Actual products and details may vary. 6. The developer reserves the right to make revisions/ alterations, at its absolute discretion, without prior intimation or any liability whatsoever.

1 BEDROOM APARTMENT
TYPE B (with balcony) VARIANT 1

TOTAL SALEABLE AREA
SUITE = 483.62 SQ.FT.
BALCONY = 44.45 SQ.FT.
TOTAL = 528.07 SQ.FT.



List of unit numbers with this unit plan:

VIEWS

Community, Amenities
C611, C711, C811, C911, C1011

Community
C1111, C1211, C1311, C1411, C1511, C1611, C1711, C1811, C1911, C2011, C2111, C2411, C2511, C2611, C2711, C2811, C2911, C3011, C3111, C3211, C3311, C3411, C3511

Community, Dubai Skyline
C3611, C3711, C3811, C3911, C4011, C4111, C4211

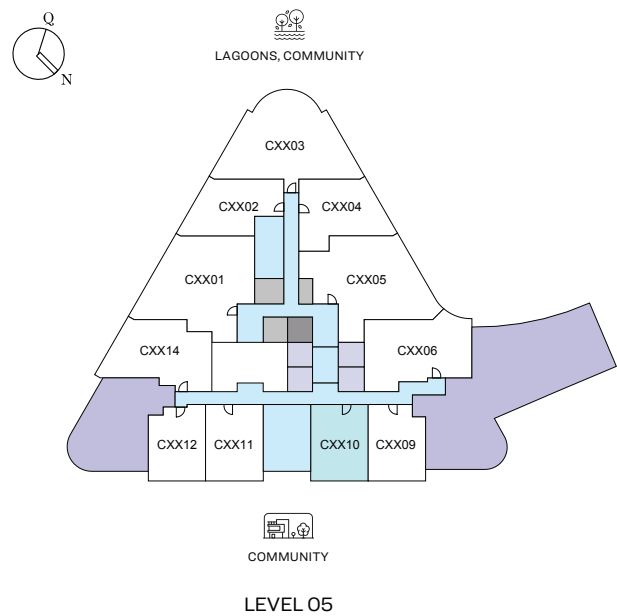


Disclaimer: 1. All dimensions are in metric, measured to wall. 2. All dimensions & drawings are approximate. 3. Actual area may vary from the stated area. 4. Drawing are not to scale. 5. Layout representation and images are for illustrative purposes only and may not represent the actual size, features, specifications for kitchen fixtures, appliances, fittings, furniture or furnishings and facade. Actual products and details may vary. 6. The developer reserves the right to make revisions/ alterations, at its absolute discretion, without prior intimation or any liability whatsoever.

1 BEDROOM APARTMENT
TYPE B (with yard) VARIANT 2

TOTAL SALEABLE AREA
SUITE = 482.33 SQ.FT.
YARD = 147.47 SQ.FT.
TOTAL = 629.80 SQ.FT.

UNIT



List of unit numbers with this unit plan:

VIEWS

Community, Amenities
C510

Disclaimer: 1. All dimensions are in metric, measured to wall. 2. All dimensions & drawings are approximate. 3. Actual area may vary from the stated area. 4. Drawing are not to scale. 5. Layout representation and images are for illustrative purposes only and may not represent the actual size, features, specifications for kitchen fixtures, appliances, fittings, furniture or furnishings and facade. Actual products and details may vary. 6. The developer reserves the right to make revisions/ alterations, at its absolute discretion, without prior intimation or any liability whatsoever.

1 BEDROOM APARTMENT

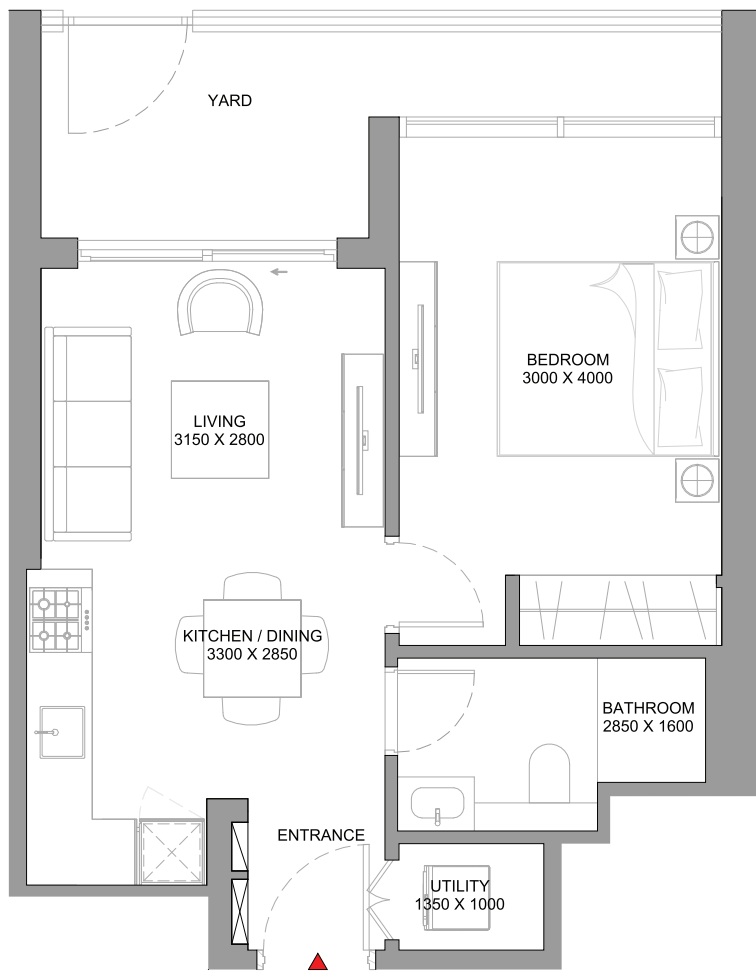
TYPE B (with yard) VARIANT 2

TOTAL SALEABLE AREA

SUITE = 482.33 SQ.FT.

YARD = 147.47 SQ.FT.

TOTAL = 629.80 SQ.FT.



List of unit numbers with this unit plan:

VIEWS

Community, Amenities

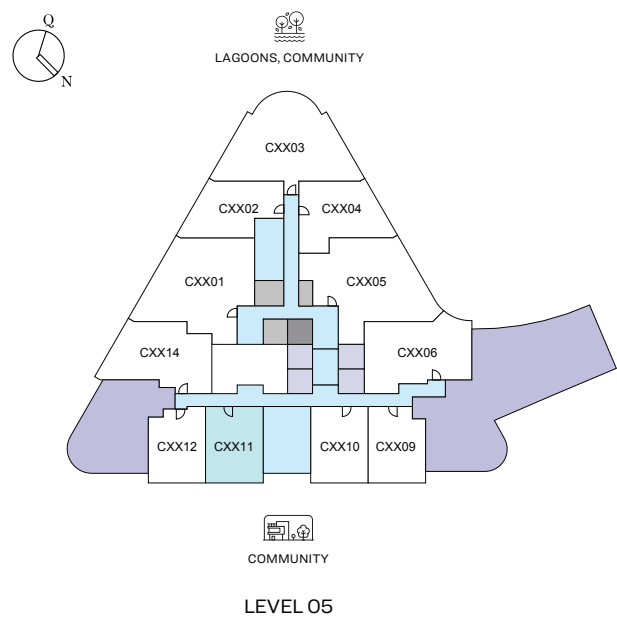
C510

Disclaimer: 1. All dimensions are in metric, measured to wall. 2. All dimensions & drawings are approximate. 3. Actual area may vary from the stated area. 4. Drawing are not to scale. 5. Layout representation and images are for illustrative purposes only and may not represent the actual size, features, specifications for kitchen fixtures, appliances, fittings, furniture or furnishings and facade. Actual products and details may vary. 6. The developer reserves the right to make revisions/ alterations, at its absolute discretion, without prior intimation or any liability whatsoever.

1 BEDROOM APARTMENT
TYPE B (with yard) VARIANT 3

TOTAL SALEABLE AREA
SUITE = 483.84 SQ.FT.
YARD = 147.36 SQ.FT.
TOTAL = 631.20 SQ.FT.

UNIT



List of unit numbers with this unit plan:

VIEWS

Community, Amenities
C511

Disclaimer: 1. All dimensions are in metric, measured to wall. 2. All dimensions & drawings are approximate. 3. Actual area may vary from the stated area. 4. Drawing are not to scale. 5. Layout representation and images are for illustrative purposes only and may not represent the actual size, features, specifications for kitchen fixtures, appliances, fittings, furniture or furnishings and facade. Actual products and details may vary. 6. The developer reserves the right to make revisions/ alterations, at its absolute discretion, without prior intimation or any liability whatsoever.

1 BEDROOM APARTMENT

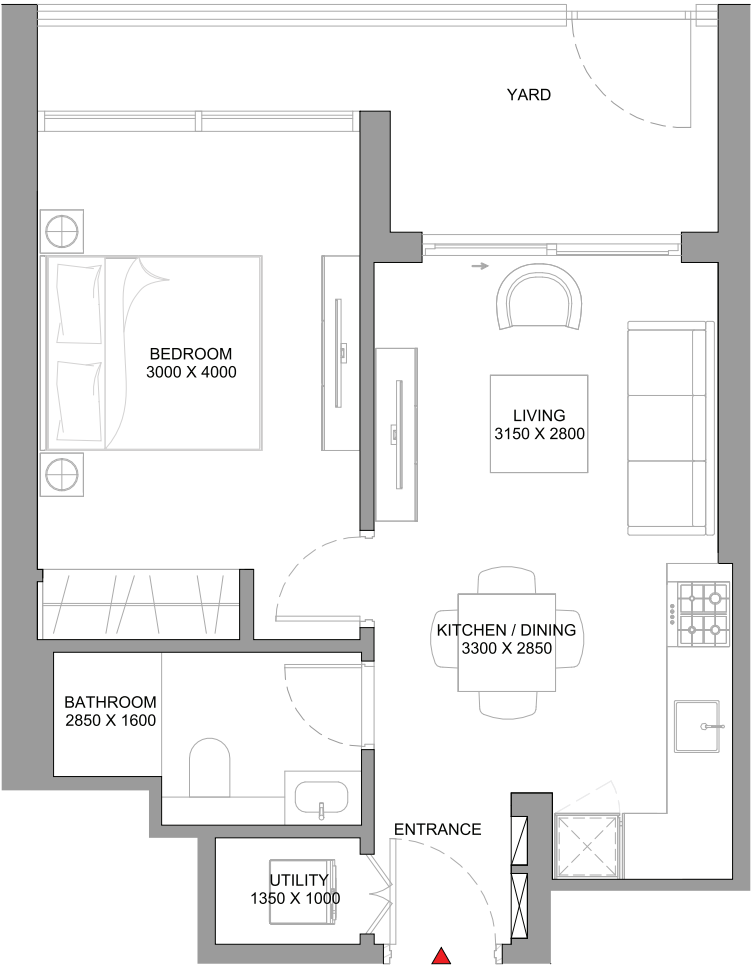
TYPE B (with yard) VARIANT 3

TOTAL SALEABLE AREA

SUITE = 483.84 SQ.FT.

YARD = 147.36 SQ.FT.

TOTAL = 631.20 SQ.FT.



List of unit numbers with this unit plan:

VIEWS

Community, Amenities

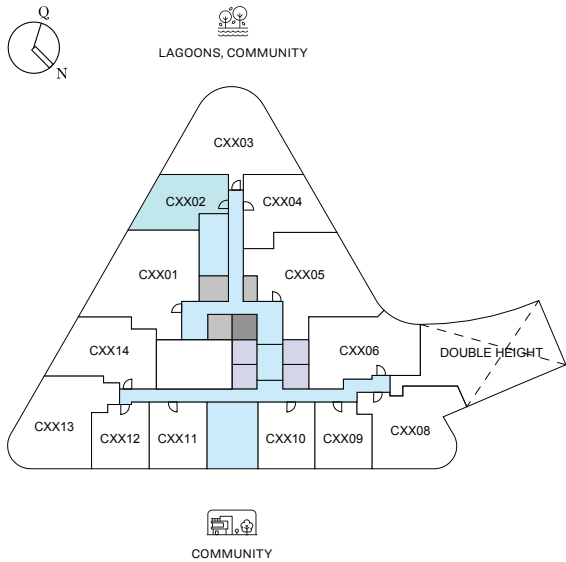
C511

Disclaimer: 1. All dimensions are in metric, measured to wall. 2. All dimensions & drawings are approximate. 3. Actual area may vary from the stated area. 4. Drawing are not to scale. 5. Layout representation and images are for illustrative purposes only and may not represent the actual size, features, specifications for kitchen fixtures, appliances, fittings, furniture or furnishings and facade. Actual products and details may vary. 6. The developer reserves the right to make revisions/ alterations, at its absolute discretion, without prior intimation or any liability whatsoever.

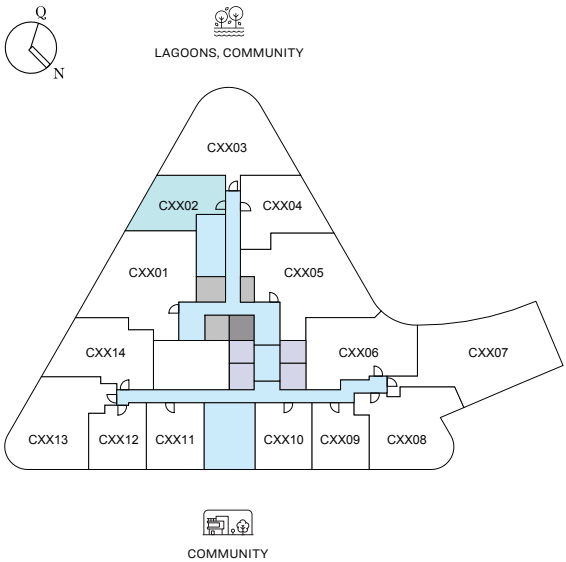
1 BEDROOM APARTMENT
TYPE C (with balcony)

TOTAL SALEABLE AREA
SUITE = 521.19 SQ.FT.
BALCONY = 85.14 SQ.FT.
TOTAL = 606.33 SQ.FT.

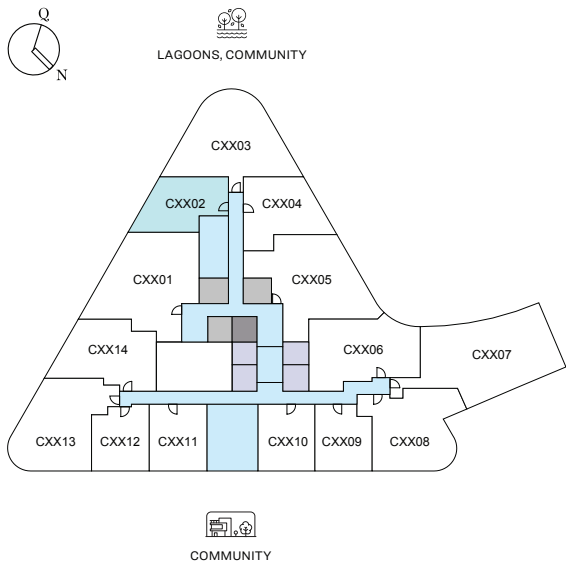
UNIT



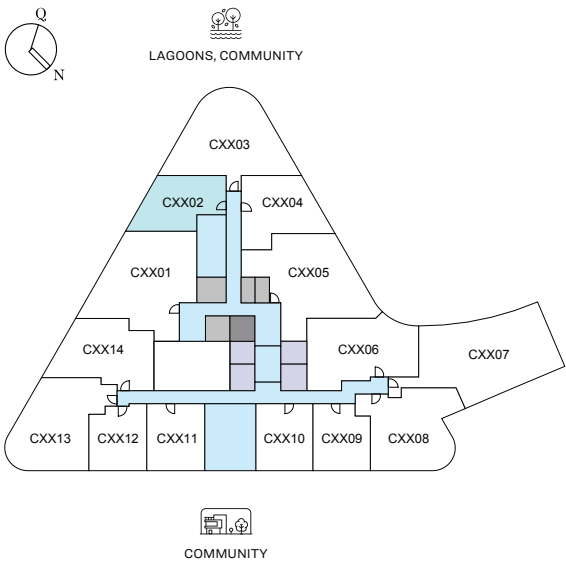
LEVEL 06 & 07



LEVEL 08, 11-18, 20-21



LEVEL 09 & 19



LEVEL 10

List of unit numbers with this unit plan:

VIEWS

Community, Lagoon, Amenities
C602, C702, C802, C902, C1002

Community, Lagoon
C1102, C1202, C1302, C1402, C1502, C1602, C1702, C1802, C1902, C2002, C2102

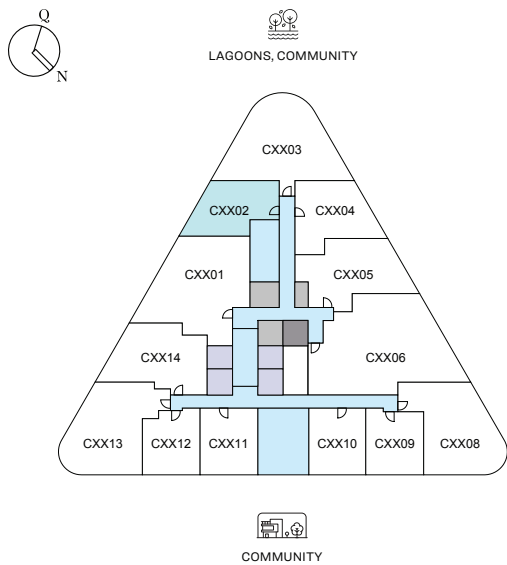
Community
C2402, C2502, C2602, C2702, C2802, C2902, C3002, C3102, C3202, C3302, C3402,
C3502, C3602, C3702, C3802, C3902, C4002, C4102, C4202

Disclaimer: 1. All dimensions are in metric, measured to wall. 2. All dimensions & drawings are approximate. 3. Actual area may vary from the stated area. 4. Drawing are not to scale. 5. Layout representation and images are for illustrative purposes only and may not represent the actual size, features, specifications for kitchen fixtures, appliances, fittings, furniture or furnishings and facade. Actual products and details may vary. 6. The developer reserves the right to make revisions/ alterations, at its absolute discretion, without prior intimation or any liability whatsoever.

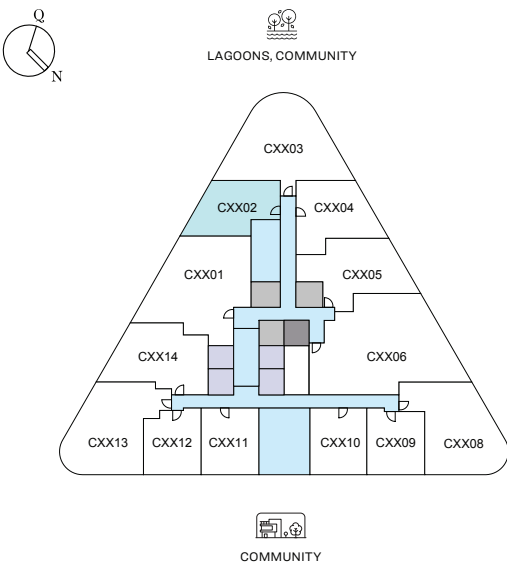
1 BEDROOM APARTMENT
TYPE C (with balcony)

TOTAL SALEABLE AREA
SUITE = 521.19 SQ.FT.
BALCONY = 85.14 SQ.FT.
TOTAL = 606.33 SQ.FT.

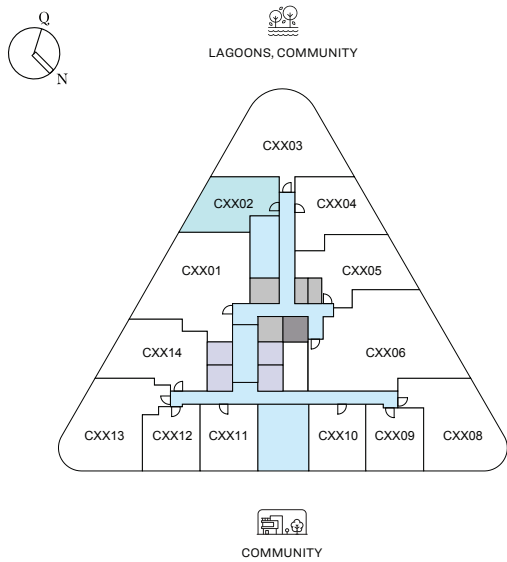
UNIT



LEVEL 24-28, 30-34, 36-38, 40-42



LEVEL 29, 39



LEVEL 35

List of unit numbers with this unit plan:

VIEWS

Community, Lagoon, Amenities
C602, C702, C802, C902, C1002

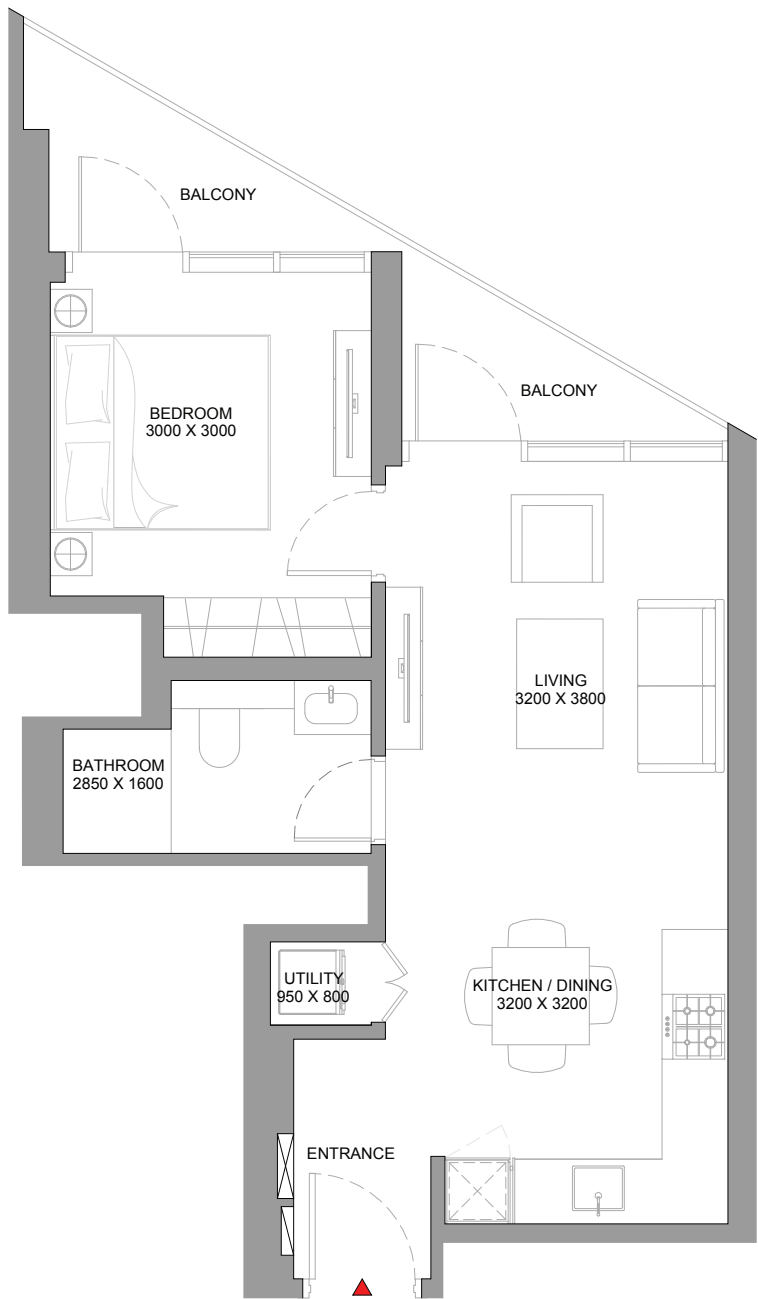
Community, Lagoon
C1102, C1202, C1302, C1402, C1502, C1602, C1702, C1802, C1902, C2002, C2102

Community
C2402, C2502, C2602, C2702, C2802, C2902, C3002, C3102, C3202, C3302, C3402,
C3502, C3602, C3702, C3802, C3902, C4002, C4102, C4202

Disclaimer: 1. All dimensions are in metric, measured to wall. 2. All dimensions & drawings are approximate. 3. Actual area may vary from the stated area. 4. Drawing are not to scale. 5. Layout representation and images are for illustrative purposes only and may not represent the actual size, features, specifications for kitchen fixtures, appliances, fittings, furniture or furnishings and facade. Actual products and details may vary. 6. The developer reserves the right to make revisions/ alterations, at its absolute discretion, without prior intimation or any liability whatsoever.

1 BEDROOM APARTMENT
TYPE C (with balcony)

TOTAL SALEABLE AREA
SUITE = 521.19 SQ.FT.
BALCONY = 85.14 SQ.FT.
TOTAL = 606.33 SQ.FT.



List of unit numbers with this unit plan:

VIEWS

Community, Lagoon, Amenities
C602, C702, C802, C902, C1002

Community, Lagoon
C1102, C1202, C1302, C1402, C1502, C1602, C1702, C1802, C1902, C2002, C2102

Community
C2402, C2502, C2602, C2702, C2802, C2902, C3002, C3102, C3202, C3302, C3402,
C3502, C3602, C3702, C3802, C3902, C4002, C4102, C4202

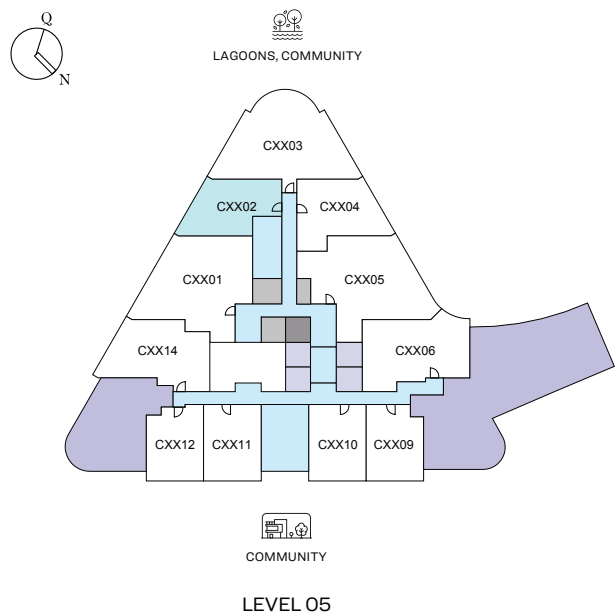


Disclaimer: 1. All dimensions are in metric, measured to wall. 2. All dimensions & drawings are approximate. 3. Actual area may vary from the stated area. 4. Drawing are not to scale. 5. Layout representation and images are for illustrative purposes only and may not represent the actual size, features, specifications for kitchen fixtures, appliances, fittings, furniture or furnishings and facade. Actual products and details may vary. 6. The developer reserves the right to make revisions/ alterations, at its absolute discretion, without prior intimation or any liability whatsoever.

1 BEDROOM APARTMENT
TYPE C (with yard) VARIANT 1

TOTAL SALEABLE AREA
SUITE = 521.19 SQ.FT.
YARD = 169.53 SQ.FT.
TOTAL = 690.72 SQ.FT.

UNIT



List of unit numbers with this unit plan:

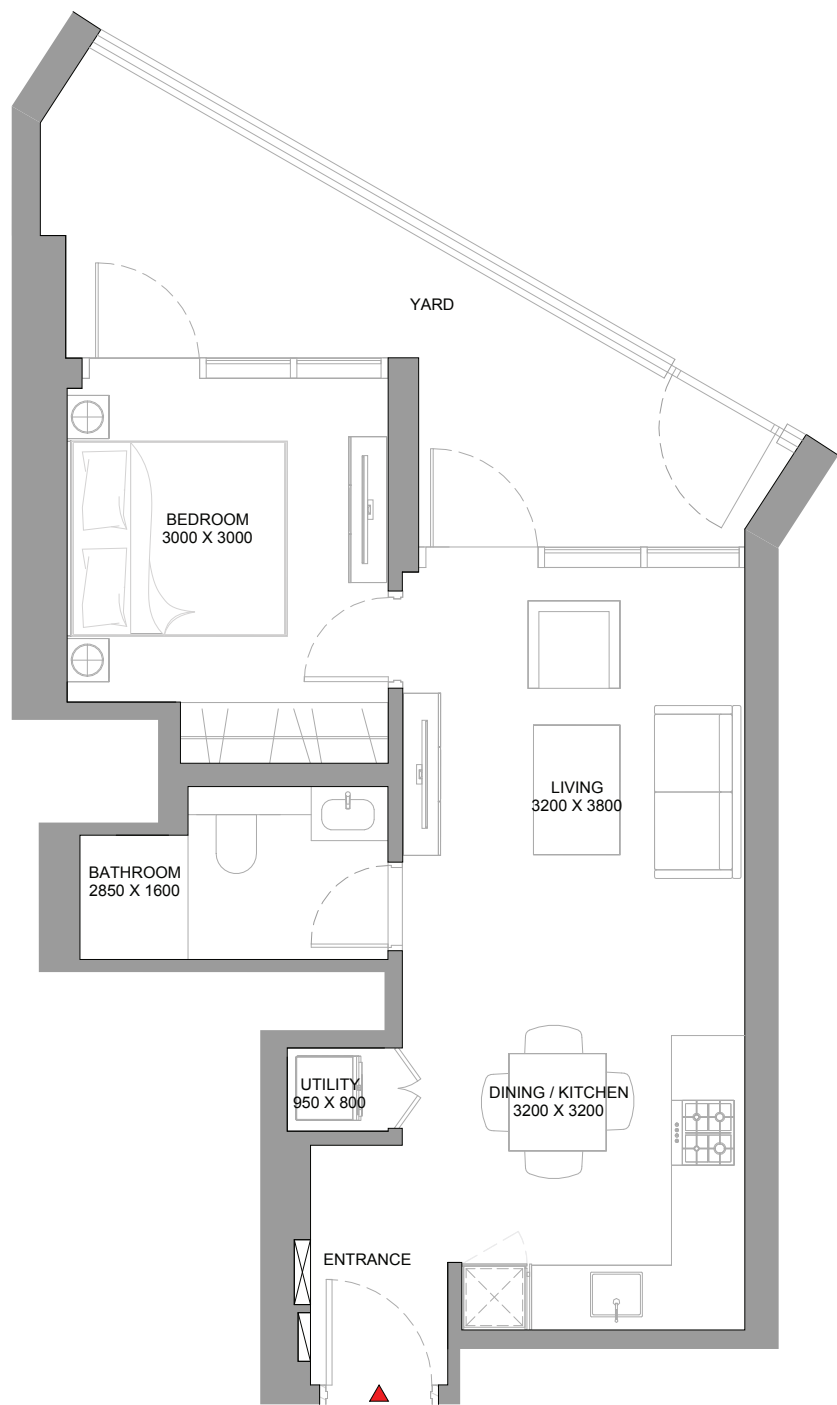
VIEWS

Community, Lagoon, Amenities
C502

Disclaimer: 1. All dimensions are in metric, measured to wall. 2. All dimensions & drawings are approximate. 3. Actual area may vary from the stated area. 4. Drawing are not to scale. 5. Layout representation and images are for illustrative purposes only and may not represent the actual size, features, specifications for kitchen fixtures, appliances, fittings, furniture or furnishings and facade. Actual products and details may vary. 6. The developer reserves the right to make revisions/ alterations, at its absolute discretion, without prior intimation or any liability whatsoever.

1 BEDROOM APARTMENT
TYPE C (with yard) VARIANT 1

TOTAL SALEABLE AREA
SUITE = 521.19 SQ.FT.
YARD = 169.53 SQ.FT.
TOTAL = 690.72 SQ.FT.



List of unit numbers with this unit plan:

VIEWS

Community, Lagoon, Amenities
C502

Disclaimer: 1. All dimensions are in metric, measured to wall. 2. All dimensions & drawings are approximate. 3. Actual area may vary from the stated area. 4. Drawing are not to scale. 5. Layout representation and images are for illustrative purposes only and may not represent the actual size, features, specifications for kitchen fixtures, appliances, fittings, furniture or furnishings and facade. Actual products and details may vary. 6. The developer reserves the right to make revisions/ alterations, at its absolute discretion, without prior intimation or any liability whatsoever.

1 BEDROOM APARTMENT

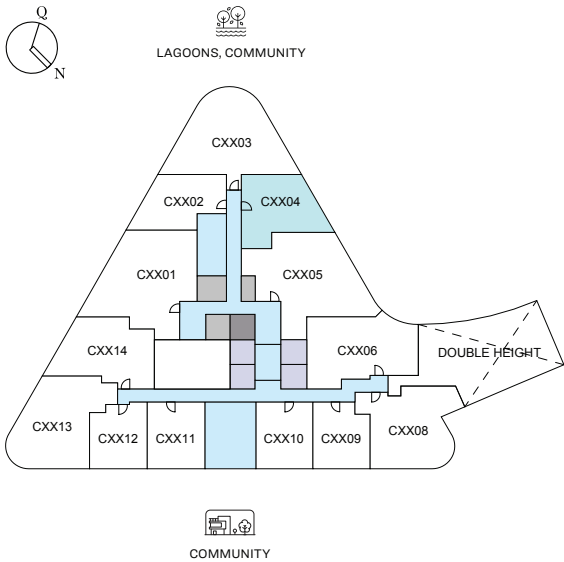
TYPE D (with powder room + balcony)

TOTAL SALEABLE AREA

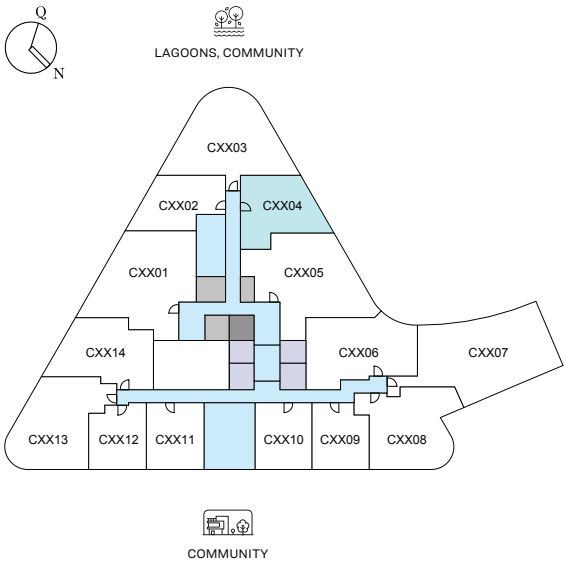
SUITE RANGE = 586.42 - 588.46 SQ.FT.

BALCONY = 85.03 SQ.FT.

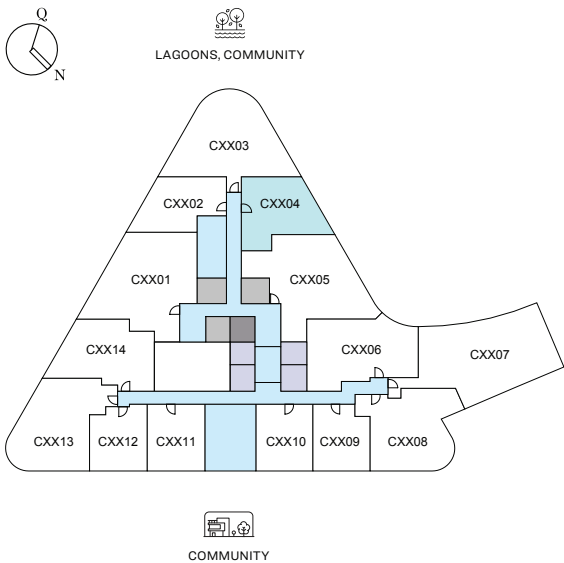
TOTAL RANGE = 671.45 - 673.49 SQ.FT.

UNIT


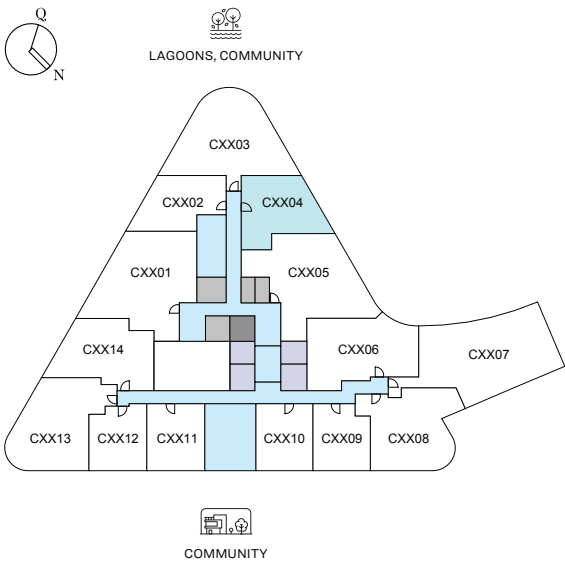
LEVEL 06 & 07



LEVEL 08, 11-18, 20-21



LEVEL 09 & 19



LEVEL 10

List of unit numbers with this unit plan:

List of unit numbers with this unit plan:

VIEWS

Community, Amenities
C604, C704, C804, C904, C1004

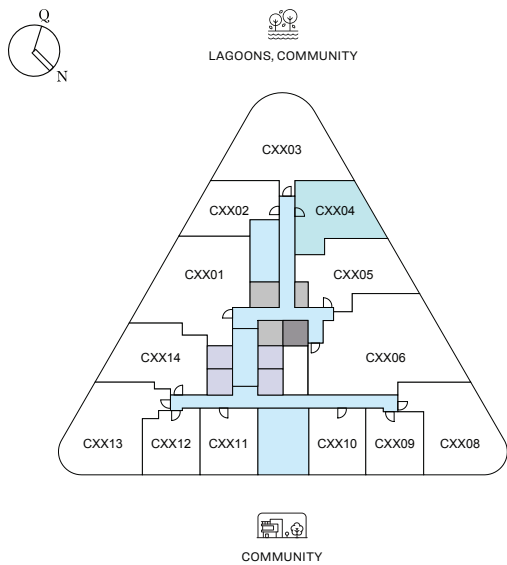
Community
C1104, C1204, C1304, C1404, C1504, C1604, C1704, C1804, C1904, C2004, C2104, C2404, C2504, C2604, C2704, C2804, C2904, C3004, C3104, C3204, C3304, C3404, C3504, C3604, C3704, C3804, C3904, C4004, C4104, C4204

Disclaimer: 1. All dimensions are in metric, measured to wall. 2. All dimensions & drawings are approximate. 3. Actual area may vary from the stated area. 4. Drawing are not to scale. 5. Layout representation and images are for illustrative purposes only and may not represent the actual size, features, specifications for kitchen fixtures, appliances, fittings, furniture or furnishings and facade. Actual products and details may vary. 6. The developer reserves the right to make revisions/ alterations, at its absolute discretion, without prior intimation or any liability whatsoever.

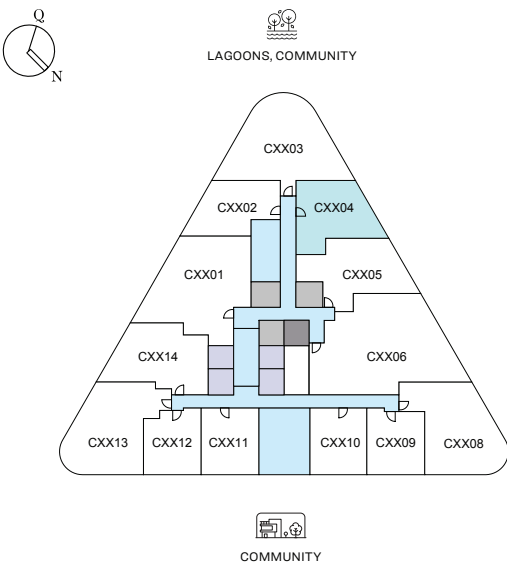
1 BEDROOM APARTMENT
TYPE D (with powder room + balcony)

TOTAL SALEABLE AREA
SUITE RANGE = 586.42 - 588.46 SQ.FT.
BALCONY = 85.03 SQ.FT.
TOTAL RANGE = 671.45 - 673.49 SQ.FT.

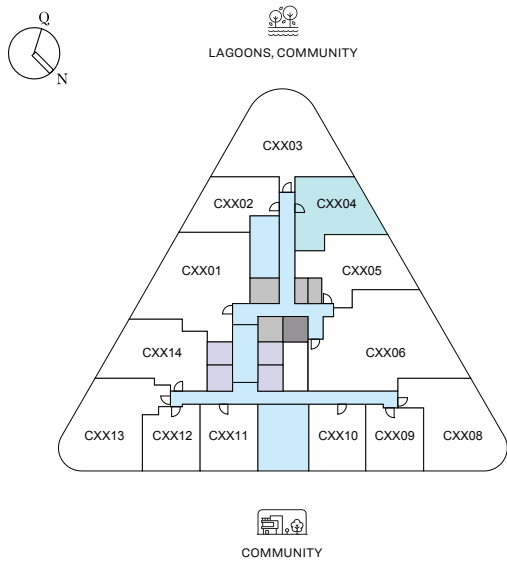
UNIT



LEVEL 24-28, 30-34, 36-38, 40-42



LEVEL 29, 39



LEVEL 35

List of unit numbers with this unit plan:

VIEWS

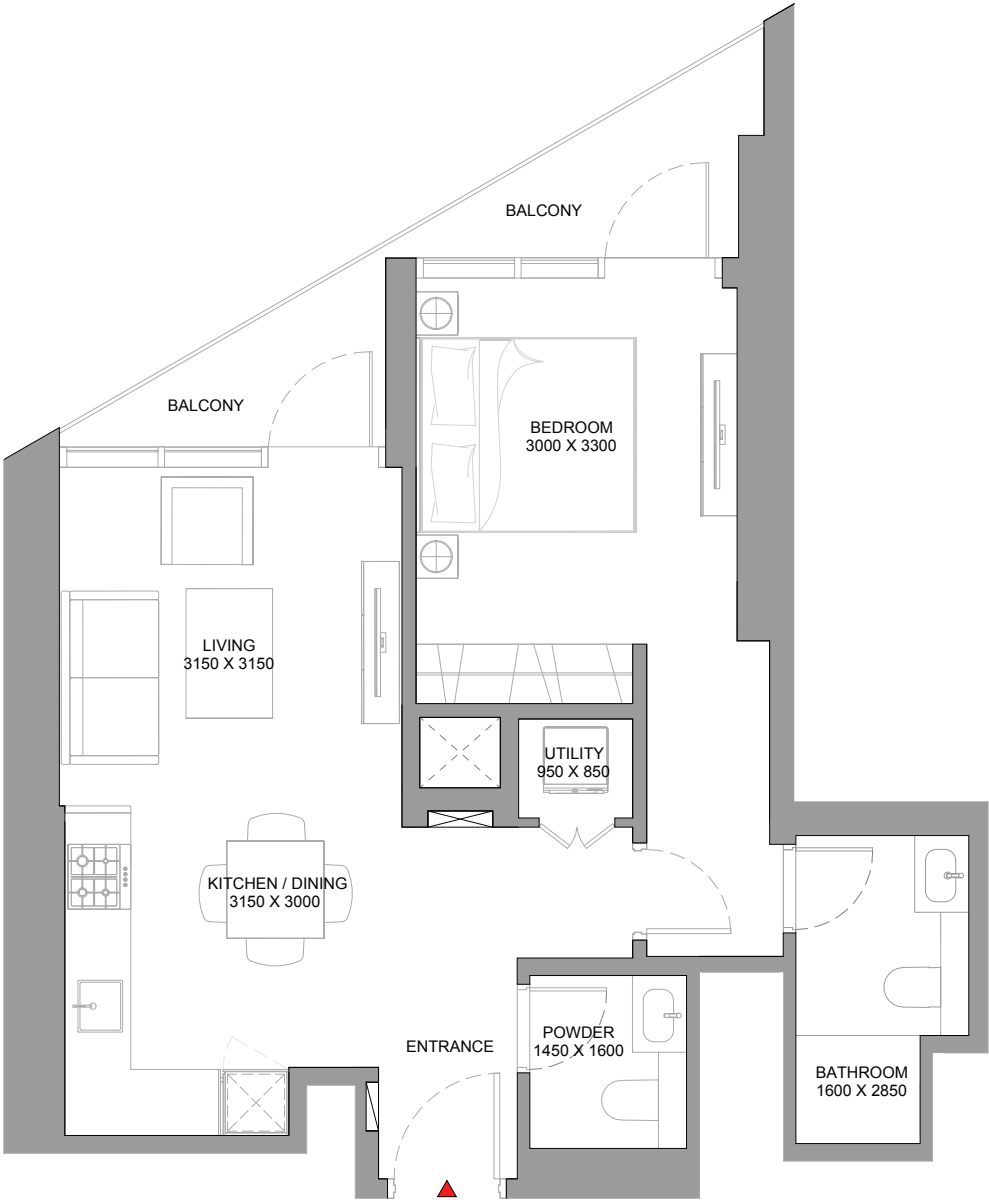
Community, Amenities
C604, C704, C804, C904, C1004

Community
C1104, C1204, C1304, C1404, C1504, C1604, C1704, C1804, C1904, C2004, C2104, C2404, C2504, C2604, C2704, C2804, C2904, C3004, C3104, C3204, C3304, C3404, C3504, C3604, C3704, C3804, C3904, C4004, C4104, C4204

Disclaimer: 1. All dimensions are in metric, measured to wall. 2. All dimensions & drawings are approximate. 3. Actual area may vary from the stated area. 4. Drawing are not to scale. 5. Layout representation and images are for illustrative purposes only and may not represent the actual size, features, specifications for kitchen fixtures, appliances, fittings, furniture or furnishings and facade. Actual products and details may vary. 6. The developer reserves the right to make revisions/ alterations, at its absolute discretion, without prior intimation or any liability whatsoever.

1 BEDROOM APARTMENT
TYPE D (with powder room + balcony)

TOTAL SALEABLE AREA
SUITE RANGE = 586.42 - 588.46 SQ.FT.
BALCONY = 85.03 SQ.FT.
TOTAL RANGE = 671.45 - 673.49 SQ.FT.



List of unit numbers with this unit plan:

VIEWS

Community, Amenities
C604, C704, C804, C904, C1004

Community
C1104, C1204, C1304, C1404, C1504, C1604, C1704, C1804, C1904, C2004, C2104, C2404, C2504, C2604, C2704, C2804, C2904, C3004, C3104, C3204, C3304, C3404, C3504, C3604, C3704, C3804, C3904, C4004, C4104, C4204

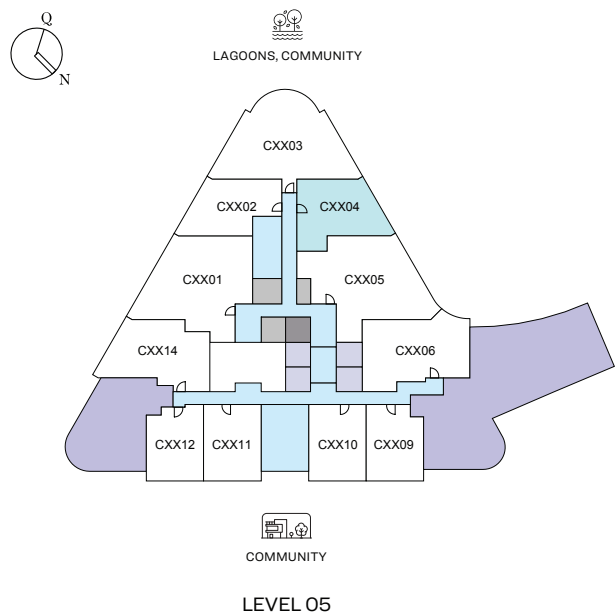


Disclaimer: 1. All dimensions are in metric, measured to wall. 2. All dimensions & drawings are approximate. 3. Actual area may vary from the stated area. 4. Drawing are not to scale. 5. Layout representation and images are for illustrative purposes only and may not represent the actual size, features, specifications for kitchen fixtures, appliances, fittings, furniture or furnishings and facade. Actual products and details may vary. 6. The developer reserves the right to make revisions/ alterations, at its absolute discretion, without prior intimation or any liability whatsoever.

1 BEDROOM APARTMENT
TYPE D (with yard) VARIANT 1

TOTAL SALEABLE AREA
SUITE = 586.53 SQ.FT.
YARD = 169.75 SQ.FT.
TOTAL = 756.28 SQ.FT.

UNIT



List of unit numbers with this unit plan:

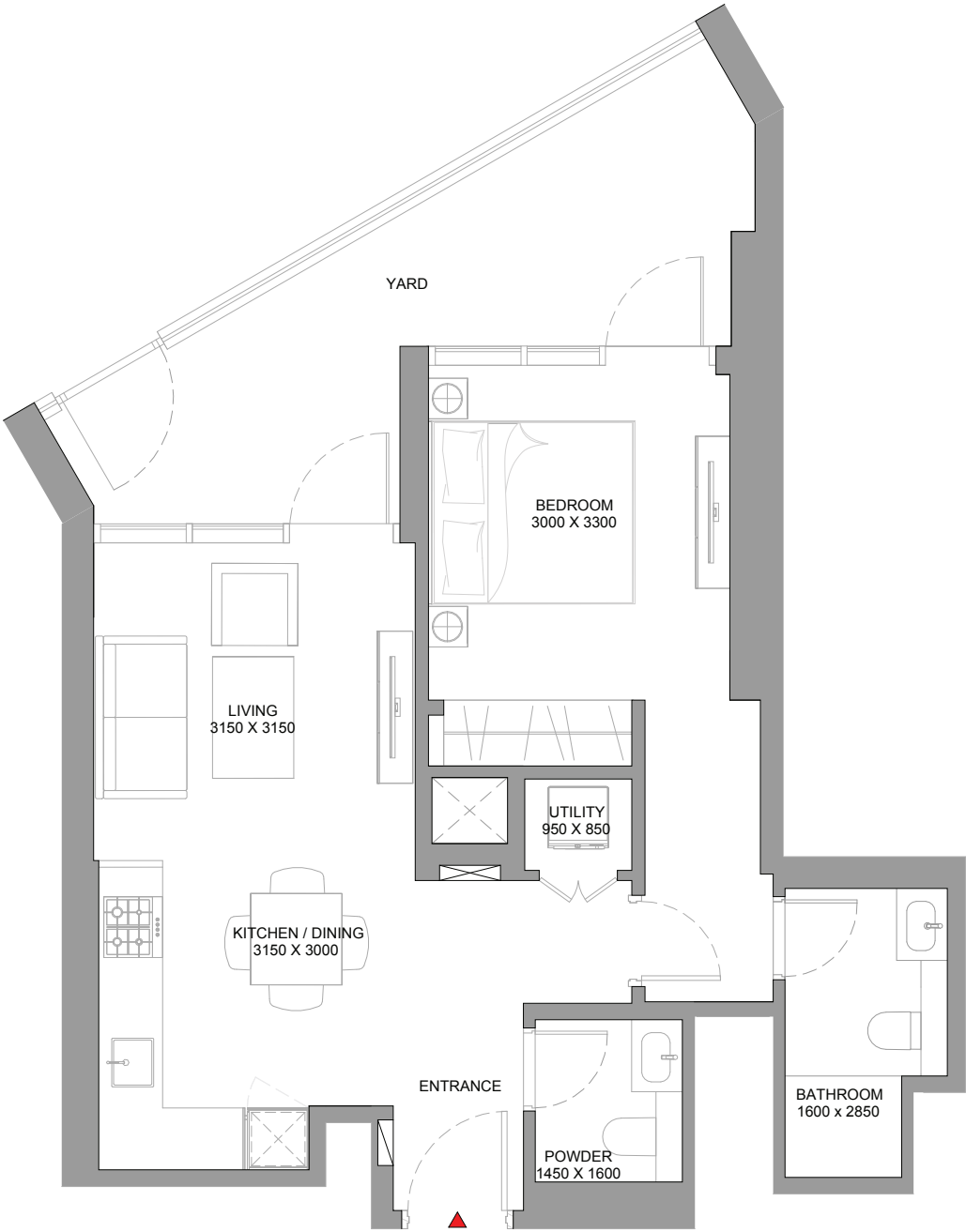
VIEWS

Community, Amenities
C504

Disclaimer: 1. All dimensions are in metric, measured to wall. 2. All dimensions & drawings are approximate. 3. Actual area may vary from the stated area. 4. Drawing are not to scale. 5. Layout representation and images are for illustrative purposes only and may not represent the actual size, features, specifications for kitchen fixtures, appliances, fittings, furniture or furnishings and facade. Actual products and details may vary. 6. The developer reserves the right to make revisions/ alterations, at its absolute discretion, without prior intimation or any liability whatsoever.

1 BEDROOM APARTMENT
TYPE D (with yard) VARIANT 1

TOTAL SALEABLE AREA
SUITE = 586.53 SQ.FT.
YARD = 169.75 SQ.FT.
TOTAL = 756.28 SQ.FT.



List of unit numbers with this unit plan:

VIEWS

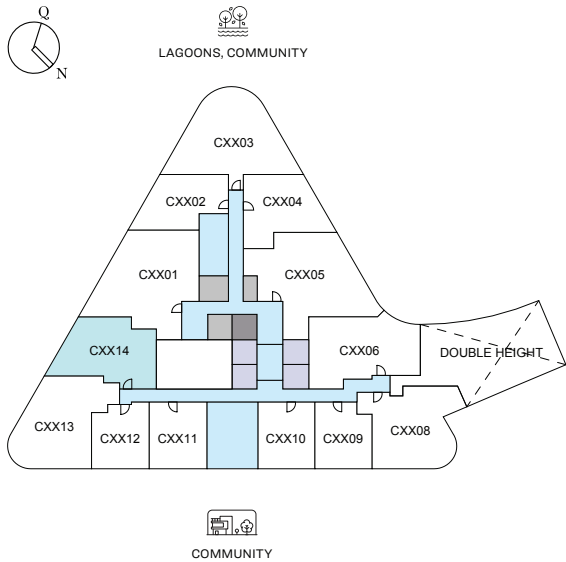
Community, Amenities
C504

Disclaimer: 1. All dimensions are in metric, measured to wall. 2. All dimensions & drawings are approximate. 3. Actual area may vary from the stated area. 4. Drawing are not to scale. 5. Layout representation and images are for illustrative purposes only and may not represent the actual size, features, specifications for kitchen fixtures, appliances, fittings, furniture or furnishings and facade. Actual products and details may vary. 6. The developer reserves the right to make revisions/ alterations, at its absolute discretion, without prior intimation or any liability whatsoever.

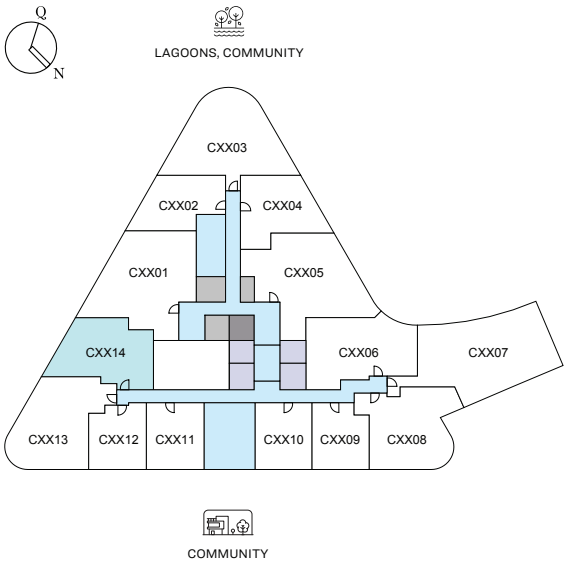
1 BEDROOM APARTMENT
TYPE E (with powder room + balcony)

TOTAL SALEABLE AREA
SUITE = 745.83 SQ.FT.
BALCONY = 92.35 SQ.FT.
TOTAL = 838.18 SQ.FT.

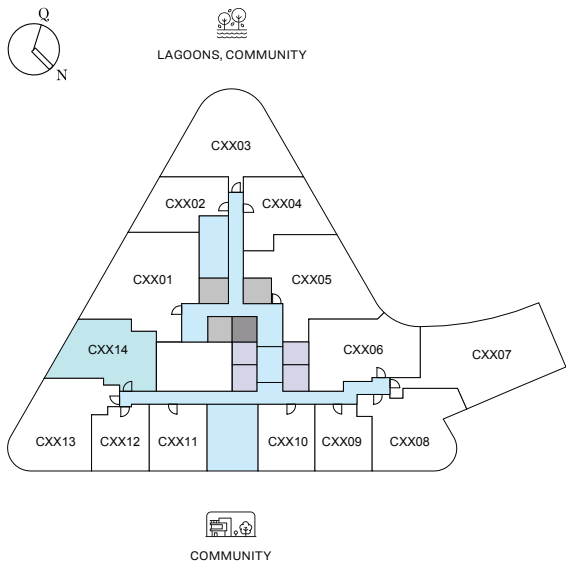
UNIT



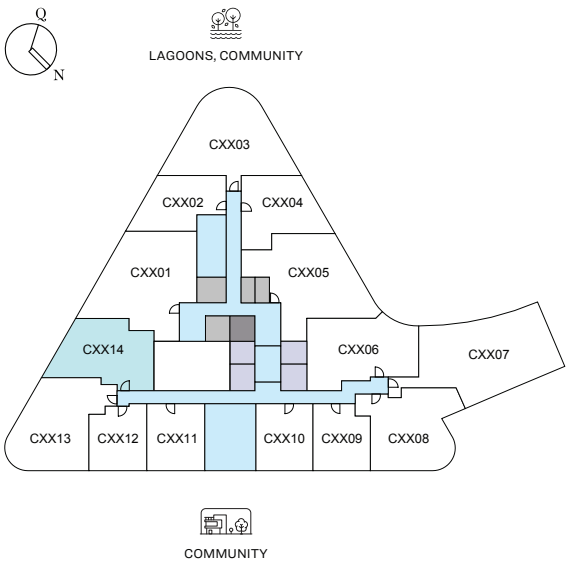
LEVEL 06 & 07



LEVEL 08, 11-18, 20-21



LEVEL 09 & 19



LEVEL 10

List of unit numbers with this unit plan:

VIEWS

Community, Lagoon, Amenities
C614, C714, C814, C914, C1014

Community, Lagoon
C1114, C1214, C1314, C1414, C1514, C1614, C1714, C1814, C1914, C2014, C2114

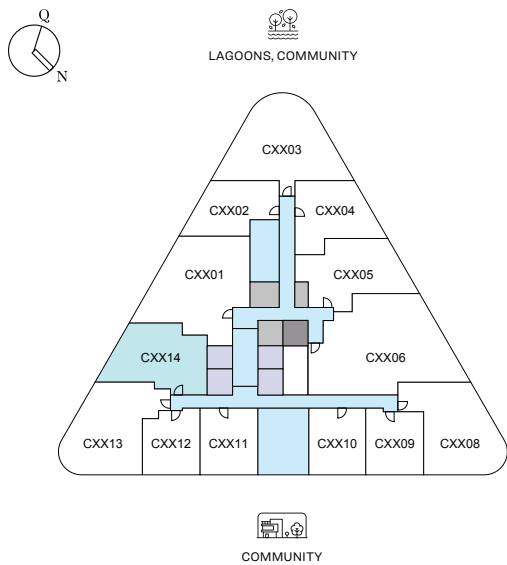
Community
C2414, C2514, C2614, C2714, C2814, C2914, C3014, C3114, C3214, C3314, C3414, C3514, C3614, C3714, C3814, C3914, C4014, C4114, C4214

Disclaimer: 1. All dimensions are in metric, measured to wall. 2. All dimensions & drawings are approximate. 3. Actual area may vary from the stated area. 4. Drawing are not to scale. 5. Layout representation and images are for illustrative purposes only and may not represent the actual size, features, specifications for kitchen fixtures, appliances, fittings, furniture or furnishings and facade. Actual products and details may vary. 6. The developer reserves the right to make revisions/ alterations, at its absolute discretion, without prior intimation or any liability whatsoever.

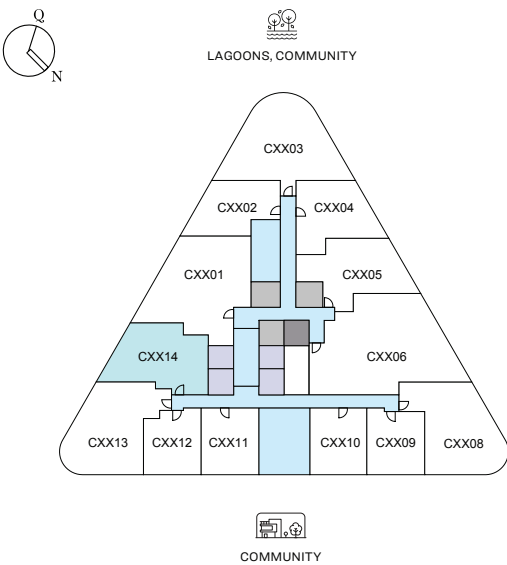
1 BEDROOM APARTMENT
TYPE E (with powder room + balcony)

TOTAL SALEABLE AREA
SUITE = 745.83 SQ.FT.
BALCONY = 92.35 SQ.FT.
TOTAL = 838.18 SQ.FT.

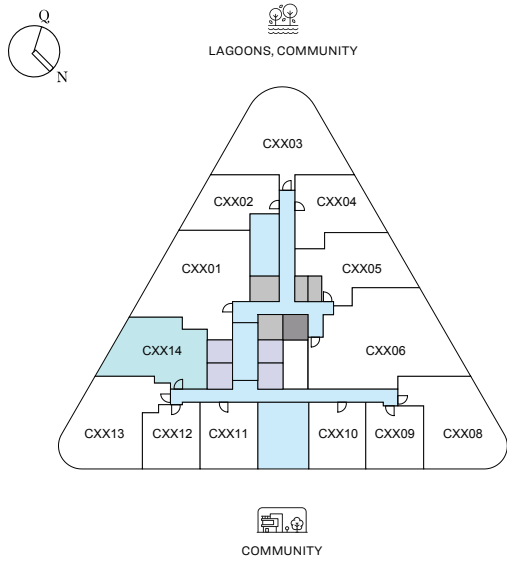
UNIT



LEVEL 24-28, 30-34, 36-38, 40-42



LEVEL 29, 39



LEVEL 35

List of unit numbers with this unit plan:

VIEWS

Community, Lagoon, Amenities
C614, C714, C814, C914, C1014

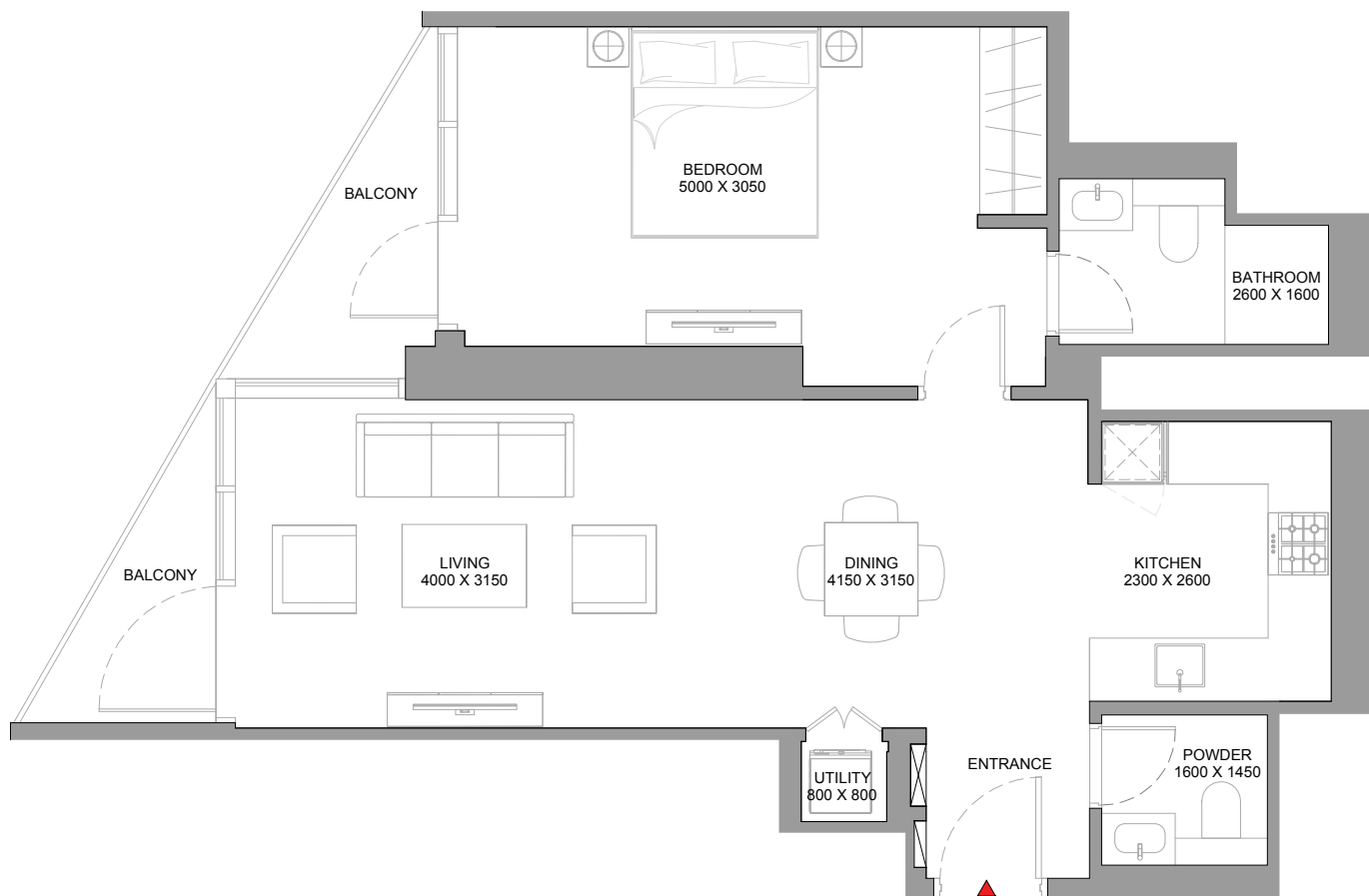
Community, Lagoon
C1114, C1214, C1314, C1414, C1514, C1614, C1714, C1814, C1914, C2014, C2114

Community
C2414, C2514, C2614, C2714, C2814, C2914, C3014, C3114, C3214, C3314, C3414, C3514, C3614, C3714, C3814, C3914, C4014, C4114, C4214

Disclaimer: 1. All dimensions are in metric, measured to wall. 2. All dimensions & drawings are approximate. 3. Actual area may vary from the stated area. 4. Drawing are not to scale. 5. Layout representation and images are for illustrative purposes only and may not represent the actual size, features, specifications for kitchen fixtures, appliances, fittings, furniture or furnishings and facade. Actual products and details may vary. 6. The developer reserves the right to make revisions/ alterations, at its absolute discretion, without prior intimation or any liability whatsoever.

1 BEDROOM APARTMENT
TYPE E (with powder room + balcony)

TOTAL SALEABLE AREA
SUITE = 745.83 SQ.FT.
BALCONY = 92.35 SQ.FT.
TOTAL = 838.18 SQ.FT.



List of unit numbers with this unit plan:

VIEWS

Community, Lagoon, Amenities
C614, C714, C814, C914, C1014

Community, Lagoon
C1114, C1214, C1314, C1414, C1514, C1614, C1714, C1814, C1914, C2014, C2114

Community
C2414, C2514, C2614, C2714, C2814, C2914, C3014, C3114, C3214, C3314, C3414, C3514, C3614, C3714, C3814, C3914, C4014, C4114, C4214

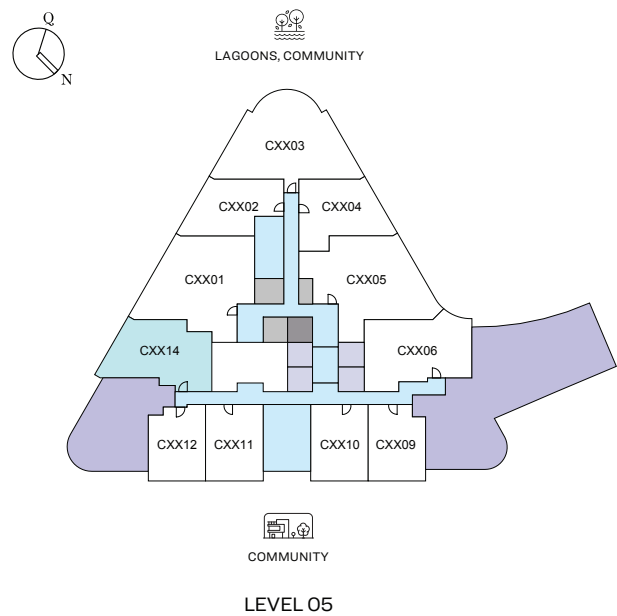


Disclaimer: 1. All dimensions are in metric, measured to wall. 2. All dimensions & drawings are approximate. 3. Actual area may vary from the stated area. 4. Drawing are not to scale. 5. Layout representation and images are for illustrative purposes only and may not represent the actual size, features, specifications for kitchen fixtures, appliances, fittings, furniture or furnishings and facade. Actual products and details may vary. 6. The developer reserves the right to make revisions/ alterations, at its absolute discretion, without prior intimation or any liability whatsoever.

1 BEDROOM APARTMENT
TYPE E (with yard) VARIANT 1

TOTAL SALEABLE AREA
SUITE = 746.48 SQ.FT.
YARD = 179.76 SQ.FT.
TOTAL = 926.24 SQ.FT.

UNIT



List of unit numbers with this unit plan:

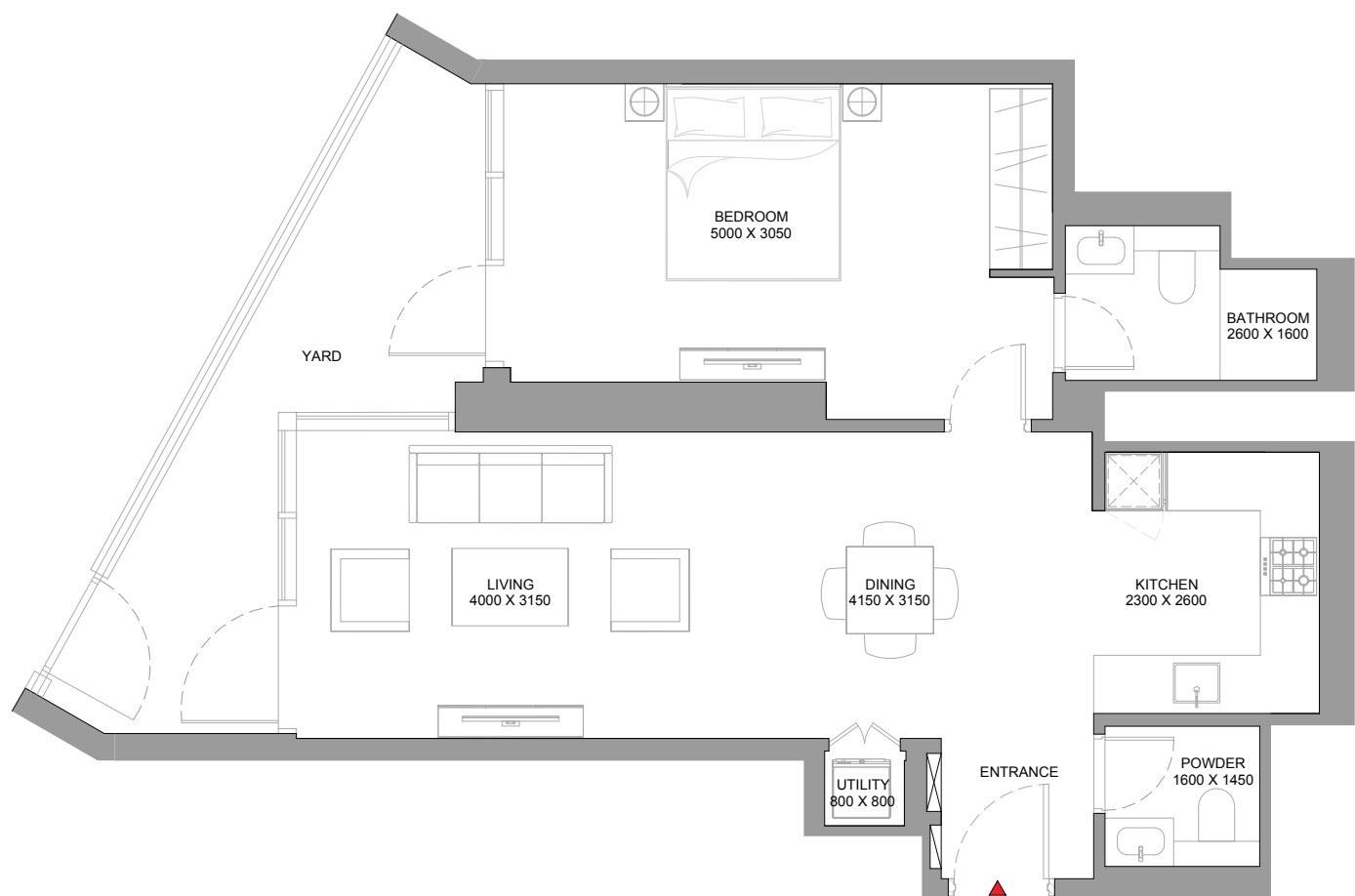
VIEWS

Community, Lagoon, Amenities
C514

Disclaimer: 1. All dimensions are in metric, measured to wall. 2. All dimensions & drawings are approximate. 3. Actual area may vary from the stated area. 4. Drawing are not to scale. 5. Layout representation and images are for illustrative purposes only and may not represent the actual size, features, specifications for kitchen fixtures, appliances, fittings, furniture or furnishings and facade. Actual products and details may vary. 6. The developer reserves the right to make revisions/ alterations, at its absolute discretion, without prior intimation or any liability whatsoever.

1 BEDROOM APARTMENT
TYPE E (with yard) VARIANT 1

TOTAL SALEABLE AREA
SUITE = 746.48 SQ.FT.
YARD = 179.76 SQ.FT.
TOTAL = 926.24 SQ.FT.



List of unit numbers with this unit plan:

VIEWS

Community, Lagoon, Amenities
C514

Disclaimer: 1. All dimensions are in metric, measured to wall. 2. All dimensions & drawings are approximate. 3. Actual area may vary from the stated area. 4. Drawing are not to scale. 5. Layout representation and images are for illustrative purposes only and may not represent the actual size, features, specifications for kitchen fixtures, appliances, fittings, furniture or furnishings and facade. Actual products and details may vary. 6. The developer reserves the right to make revisions/ alterations, at its absolute discretion, without prior intimation or any liability whatsoever.

1 BEDROOM APARTMENT

TYPE F (with store room and powder room + balcony)

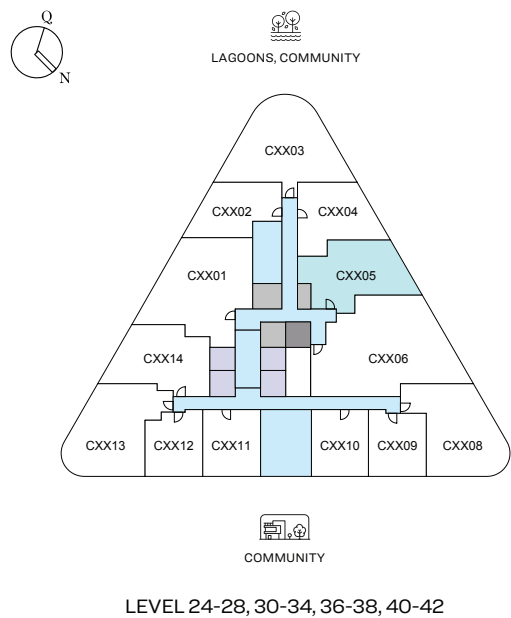
TOTAL SALEABLE AREA

SUITE = 787.70 SQ.FT.

BALCONY = 82.24 SQ.FT.

TOTAL = 869.94 SQ.FT.

UNIT



List of unit numbers with this unit plan:

VIEWS

Community

C2405, C2505, C2605, C2705, C2805, C3005, C3105, C3205, C3305, C3405, C3605, C3705, C3805, C4005, C4105, C4205

Disclaimer: 1. All dimensions are in metric, measured to wall. 2. All dimensions & drawings are approximate. 3. Actual area may vary from the stated area. 4. Drawing are not to scale. 5. Layout representation and images are for illustrative purposes only and may not represent the actual size, features, specifications for kitchen fixtures, appliances, fittings, furniture or furnishings and facade. Actual products and details may vary. 6. The developer reserves the right to make revisions/ alterations, at its absolute discretion, without prior intimation or any liability whatsoever.

1 BEDROOM APARTMENT

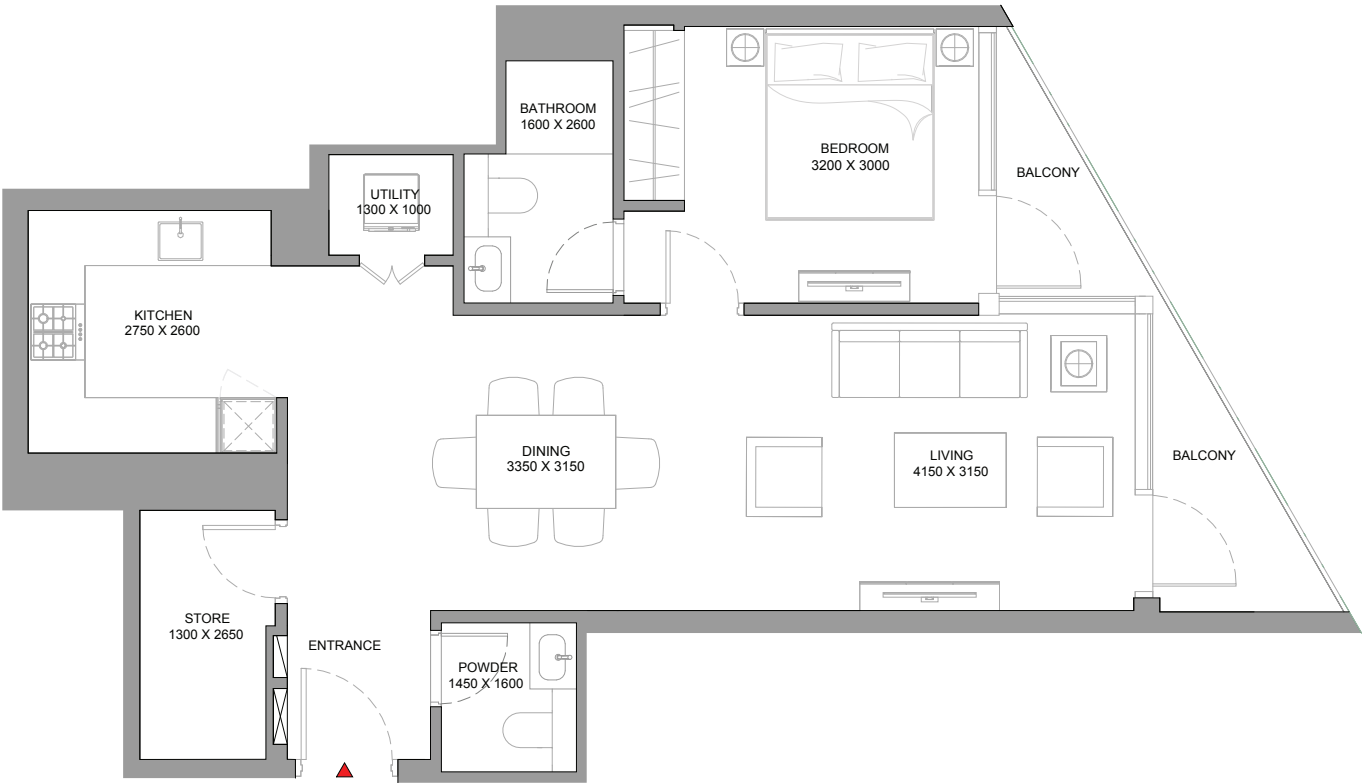
TYPE F (with store room and powder room + balcony)

TOTAL SALEABLE AREA

SUITE = 787.70 SQ.FT.

BALCONY = 82.24 SQ.FT.

TOTAL = 869.94 SQ.FT.



List of unit numbers with this unit plan:

VIEWS

Community

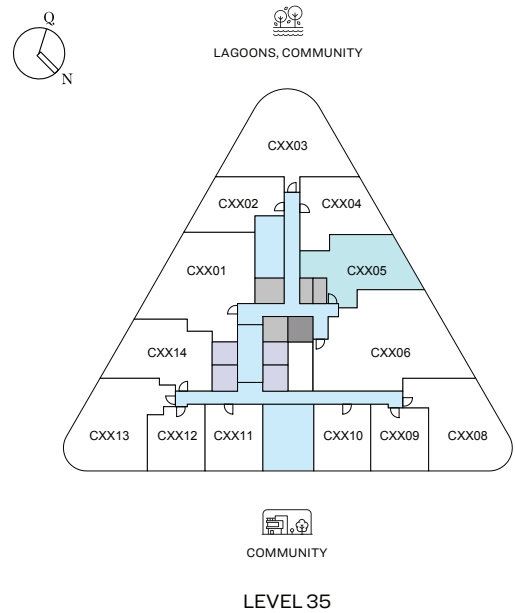
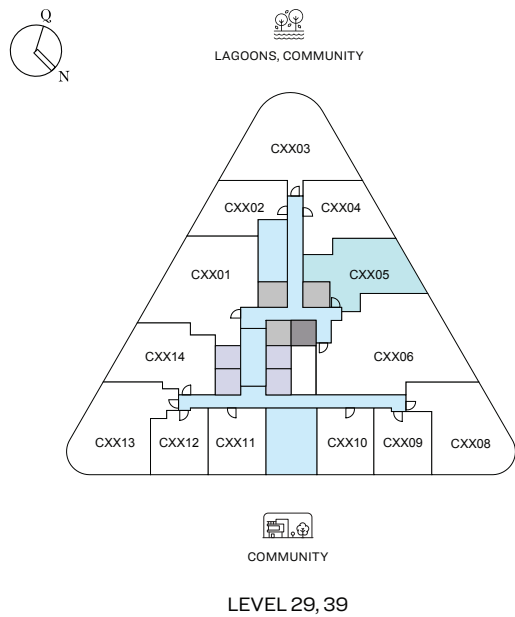
C2405, C2505, C2605, C2705, C2805, C3005, C3105, C3205, C3305, C3405, C3605, C3705, C3805, C4005, C4105, C4205

Disclaimer: 1. All dimensions are in metric, measured to wall. 2. All dimensions & drawings are approximate. 3. Actual area may vary from the stated area. 4. Drawing are not to scale. 5. Layout representation and images are for illustrative purposes only and may not represent the actual size, features, specifications for kitchen fixtures, appliances, fittings, furniture or furnishings and facade. Actual products and details may vary. 6. The developer reserves the right to make revisions/ alterations, at its absolute discretion, without prior intimation or any liability whatsoever.

1 BEDROOM APARTMENT
TYPE F (with powder room + balcony) VARIANT 1

TOTAL SALEABLE AREA
SUITE = 736.79 SQ.FT.
BALCONY = 82.24 SQ.FT.
TOTAL = 819.03 SQ.FT.

UNIT



List of unit numbers with this unit plan:

VIEWS

Community
C2905, C3505, C3905

Disclaimer: 1. All dimensions are in metric, measured to wall. 2. All dimensions & drawings are approximate. 3. Actual area may vary from the stated area. 4. Drawing are not to scale. 5. Layout representation and images are for illustrative purposes only and may not represent the actual size, features, specifications for kitchen fixtures, appliances, fittings, furniture or furnishings and facade. Actual products and details may vary. 6. The developer reserves the right to make revisions/ alterations, at its absolute discretion, without prior intimation or any liability whatsoever.

1 BEDROOM APARTMENT

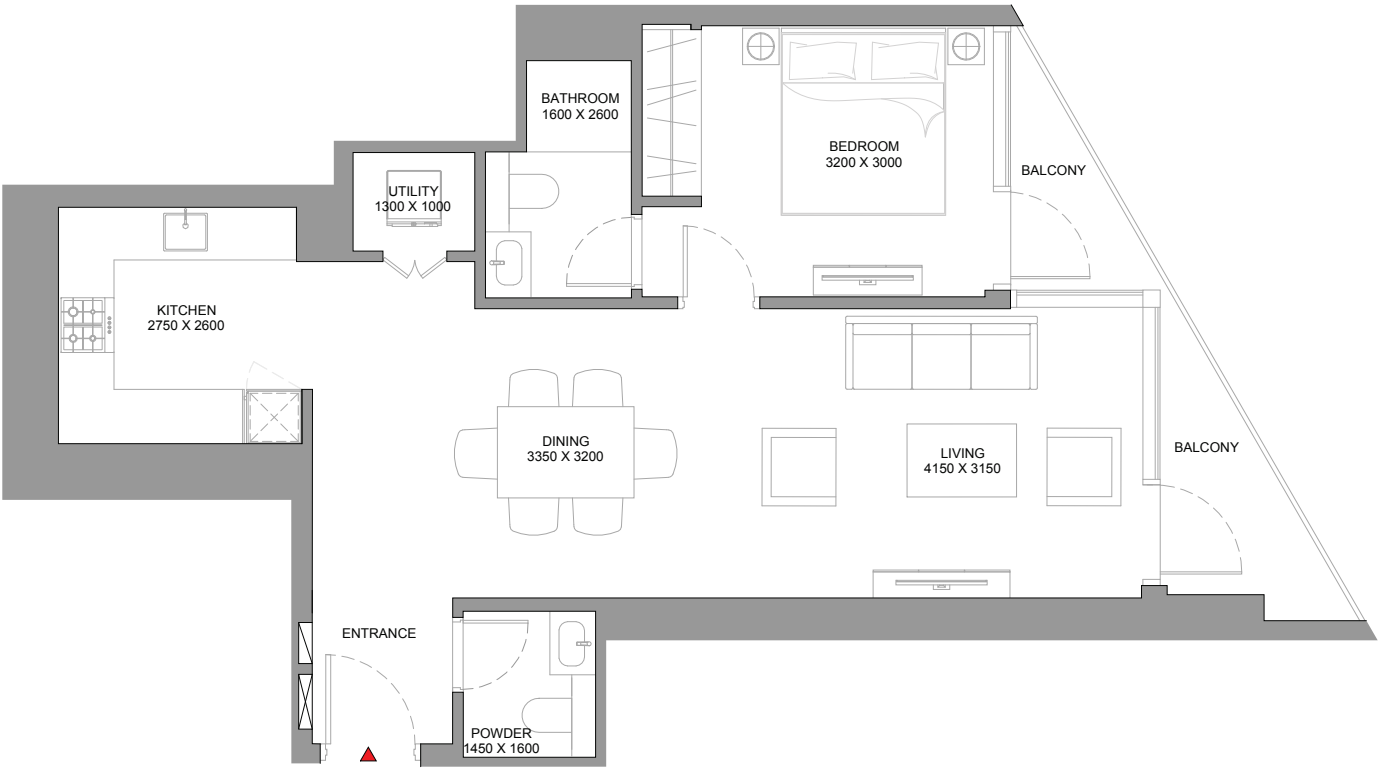
TYPE F (with powder room + balcony) VARIANT 1

TOTAL SALEABLE AREA

SUITE = 736.79 SQ.FT.

BALCONY = 82.24 SQ.FT.

TOTAL = 819.03 SQ.FT.



List of unit numbers with this unit plan:

VIEWS

Community

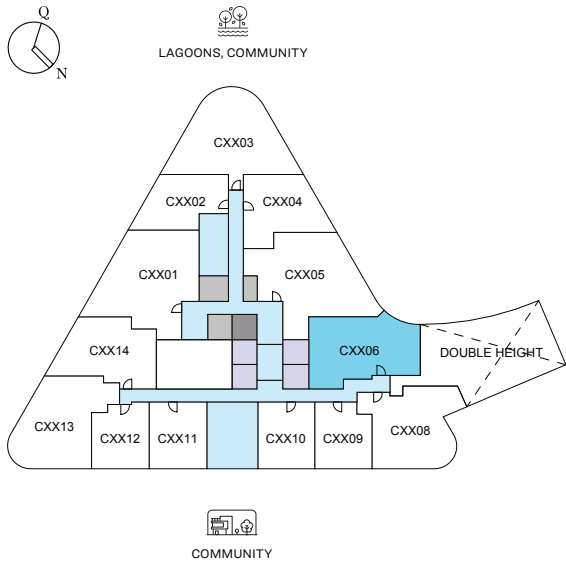
C2905, C3505, C3905

Disclaimer: 1. All dimensions are in metric, measured to wall. 2. All dimensions & drawings are approximate. 3. Actual area may vary from the stated area. 4. Drawing are not to scale. 5. Layout representation and images are for illustrative purposes only and may not represent the actual size, features, specifications for kitchen fixtures, appliances, fittings, furniture or furnishings and facade. Actual products and details may vary. 6. The developer reserves the right to make revisions/ alterations, at its absolute discretion, without prior intimation or any liability whatsoever.

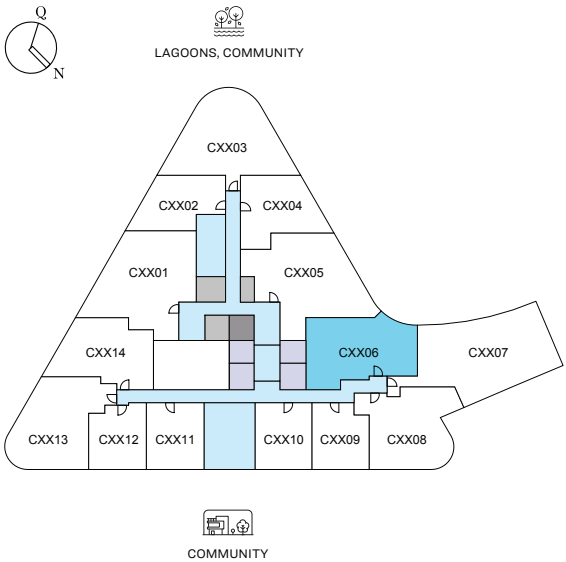
1.5 BEDROOM APARTMENT
TYPE A (with store room + balcony)

TOTAL SALEABLE AREA
SUITE = 827.85 SQ.FT.
BALCONY RANGE = 139.50 - 139.72 SQ.FT.
TOTAL RANGE = 967.35 - 967.57 SQ.FT.

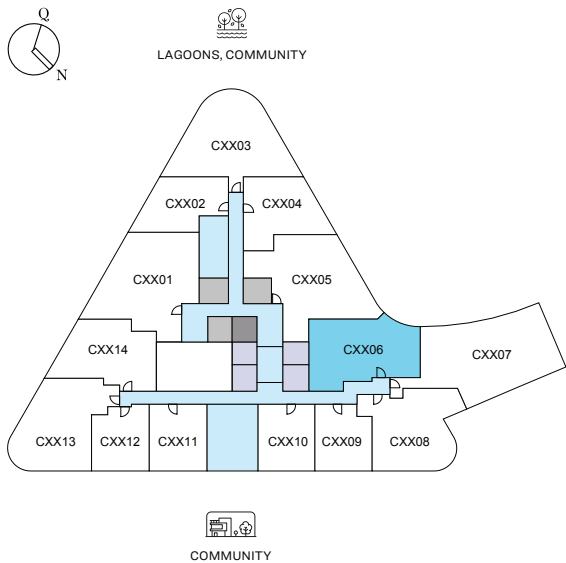
UNIT



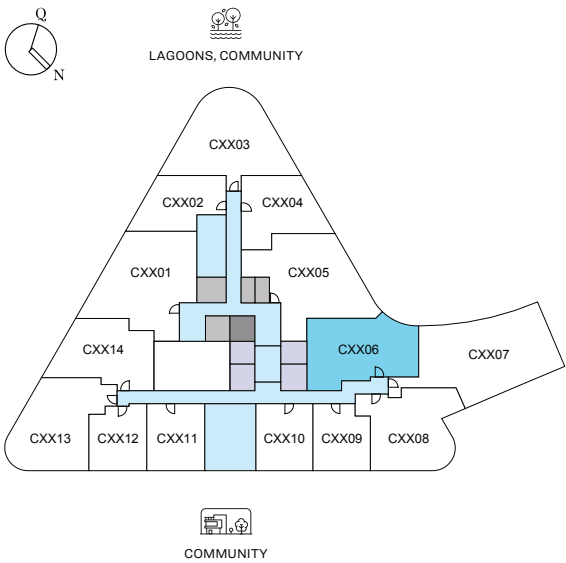
LEVEL 06 & 07



LEVEL 08, 11-18, 20-21



LEVEL 09 & 19



LEVEL 10

List of unit numbers with this unit plan:

VIEWS

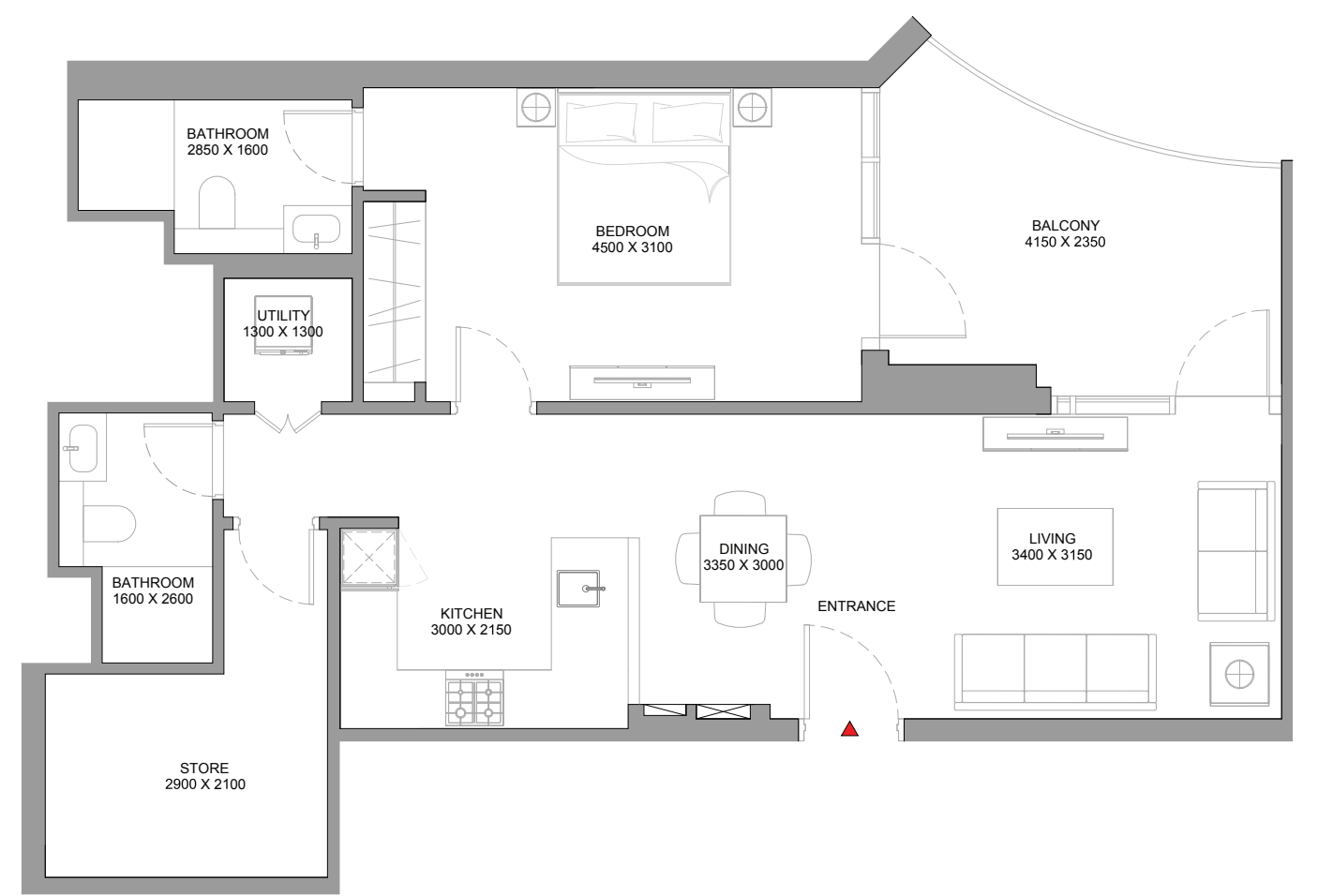
Community, Lagoon, Amenities
C606, C706, C806, C906, C1006

Community, Lagoon
C1106, C1206, C1306, C1406, C1506, C1606, C1706, C1806, C1906, C2006, C2106

Disclaimer: 1. All dimensions are in metric, measured to wall. 2. All dimensions & drawings are approximate. 3. Actual area may vary from the stated area. 4. Drawing are not to scale. 5. Layout representation and images are for illustrative purposes only and may not represent the actual size, features, specifications for kitchen fixtures, appliances, fittings, furniture or furnishings and facade. Actual products and details may vary. 6. The developer reserves the right to make revisions/ alterations, at its absolute discretion, without prior intimation or any liability whatsoever.

1.5 BEDROOM APARTMENT
TYPE A (with store room + balcony)

TOTAL SALEABLE AREA
SUITE = 827.85 SQ.FT.
BALCONY RANGE = 139.50 - 139.72 SQ.FT.
TOTAL RANGE = 967.35 - 967.57 SQ.FT.



List of unit numbers with this unit plan:

VIEWS

Community, Lagoon, Amenities
C606, C706, C806, C906, C1006

Community, Lagoon
C1106, C1206, C1306, C1406, C1506, C1606, C1706, C1806, C1906, C2006, C2106

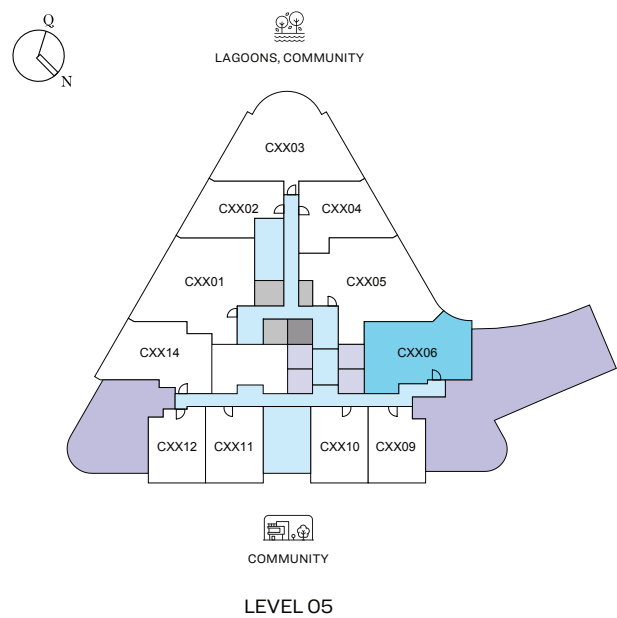


Disclaimer: 1. All dimensions are in metric, measured to wall. 2. All dimensions & drawings are approximate. 3. Actual area may vary from the stated area. 4. Drawing are not to scale. 5. Layout representation and images are for illustrative purposes only and may not represent the actual size, features, specifications for kitchen fixtures, appliances, fittings, furniture or furnishings and facade. Actual products and details may vary. 6. The developer reserves the right to make revisions/ alterations, at its absolute discretion, without prior intimation or any liability whatsoever.

1.5 BEDROOM APARTMENT
TYPE A (with store room + yard) VARIANT 1

TOTAL SALEABLE AREA
SUITE = 827.85 SQ.FT.
YARD = 181.26 SQ.FT.
TOTAL = 1,009.11 SQ.FT.

UNIT



List of unit numbers with this unit plan:

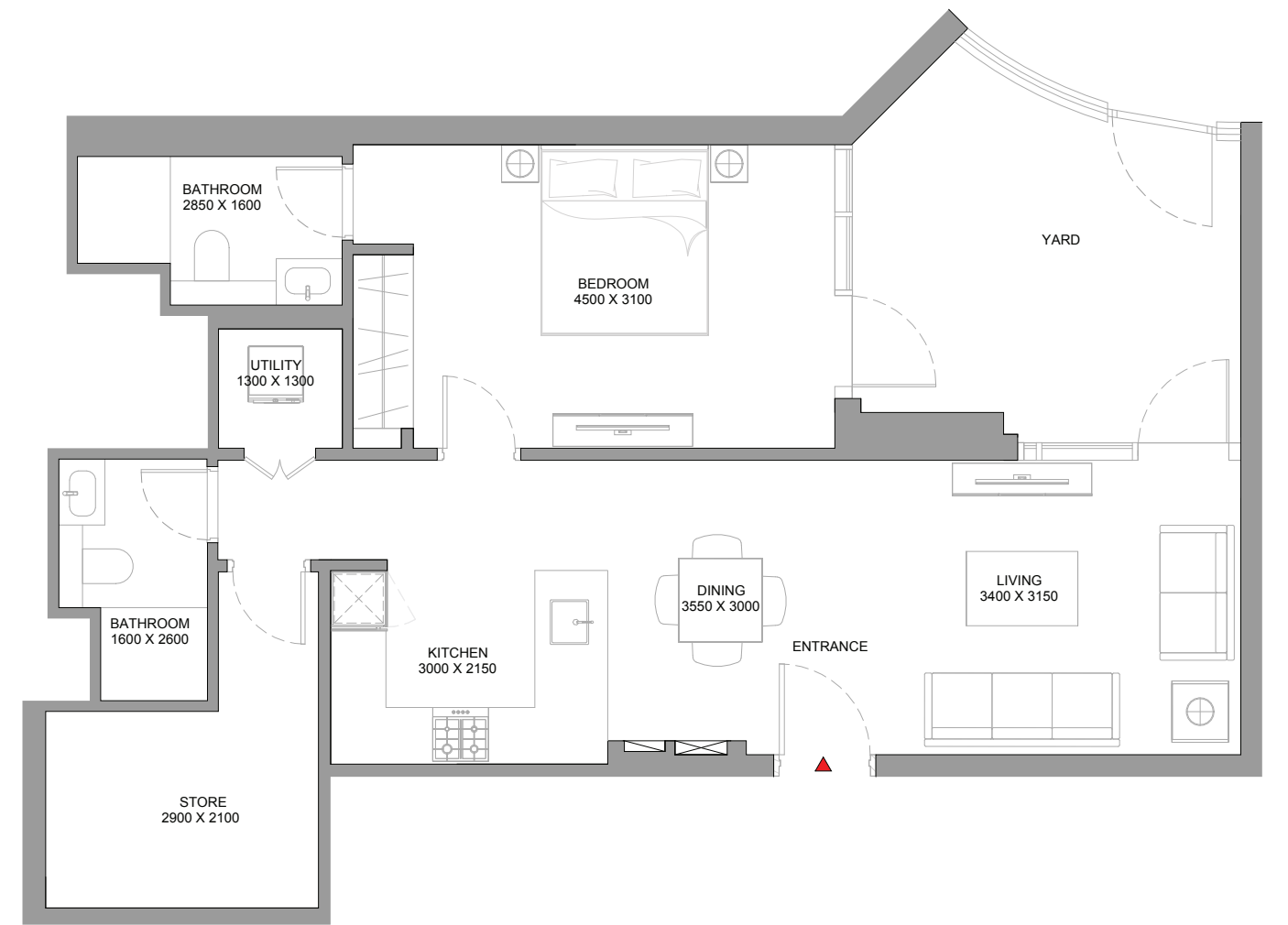
VIEWS

Community, Lagoon, Amenities
C506

Disclaimer: 1. All dimensions are in metric, measured to wall. 2. All dimensions & drawings are approximate. 3. Actual area may vary from the stated area. 4. Drawing are not to scale. 5. Layout representation and images are for illustrative purposes only and may not represent the actual size, features, specifications for kitchen fixtures, appliances, fittings, furniture or furnishings and facade. Actual products and details may vary. 6. The developer reserves the right to make revisions/ alterations, at its absolute discretion, without prior intimation or any liability whatsoever.

1.5 BEDROOM APARTMENT
TYPE A (with store room + yard) VARIANT 1

TOTAL SALEABLE AREA
SUITE = 827.85 SQ.FT.
YARD = 181.26 SQ.FT.
TOTAL = 1,009.11 SQ.FT.



List of unit numbers with this unit plan:

VIEWS

Community, Lagoon, Amenities
C506

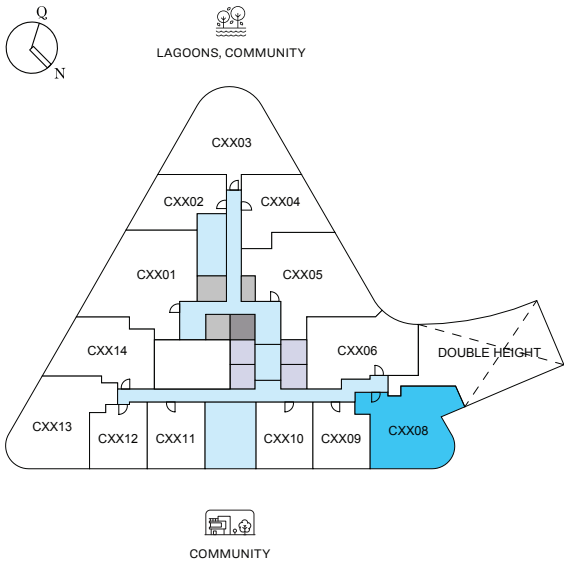
Disclaimer: 1. All dimensions are in metric, measured to wall. 2. All dimensions & drawings are approximate. 3. Actual area may vary from the stated area. 4. Drawing are not to scale. 5. Layout representation and images are for illustrative purposes only and may not represent the actual size, features, specifications for kitchen fixtures, appliances, fittings, furniture or furnishings and facade. Actual products and details may vary. 6. The developer reserves the right to make revisions/ alterations, at its absolute discretion, without prior intimation or any liability whatsoever.

2 BEDROOM APARTMENT

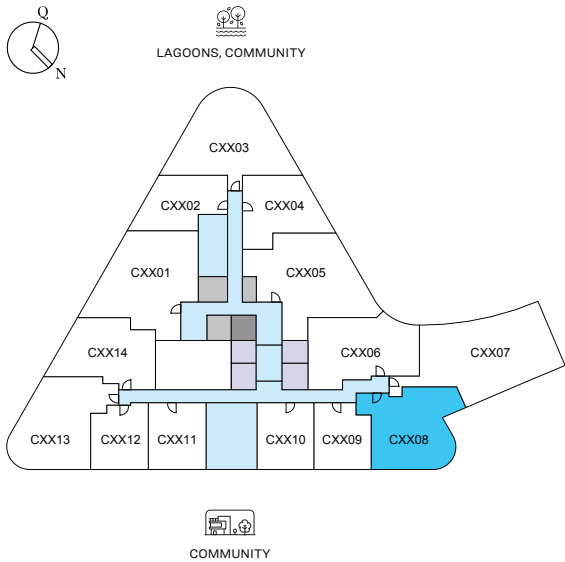
TYPE A (with powder room + balcony)

TOTAL SALEABLE AREA
 SUITE RANGE = 916.44 - 916.55 SQ.FT.
 BALCONY = 56.08 SQ.FT.
 TOTAL RANGE = 972.52 - 972.63 SQ.FT.

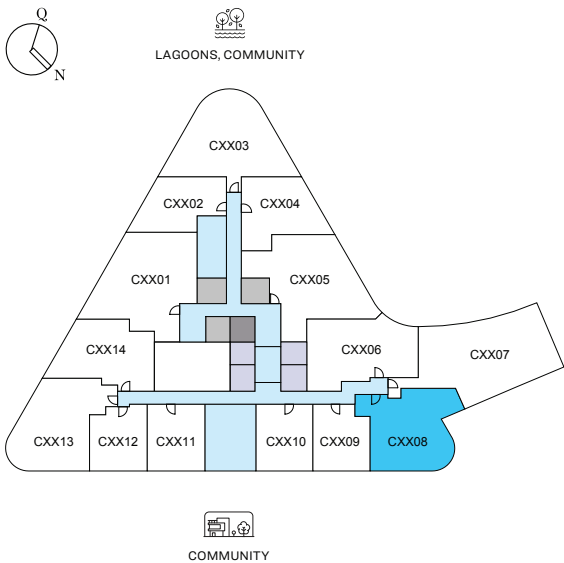
UNIT



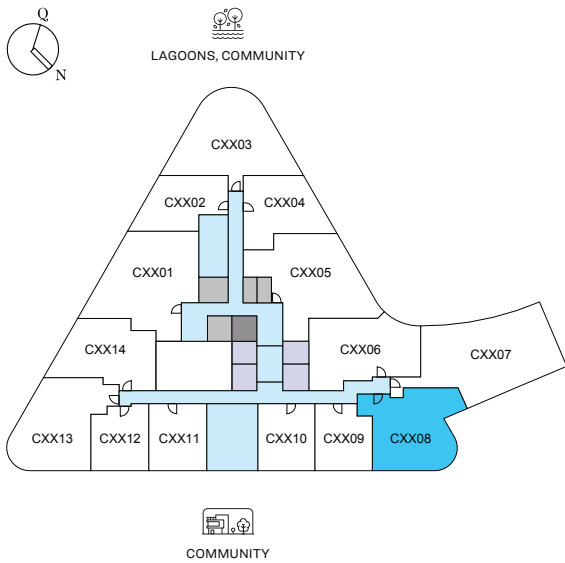
LEVEL 06 & 07



LEVEL 08, 11-18, 20-21



LEVEL 09 & 19



LEVEL 10

List of unit numbers with this unit plan:

VIEWS

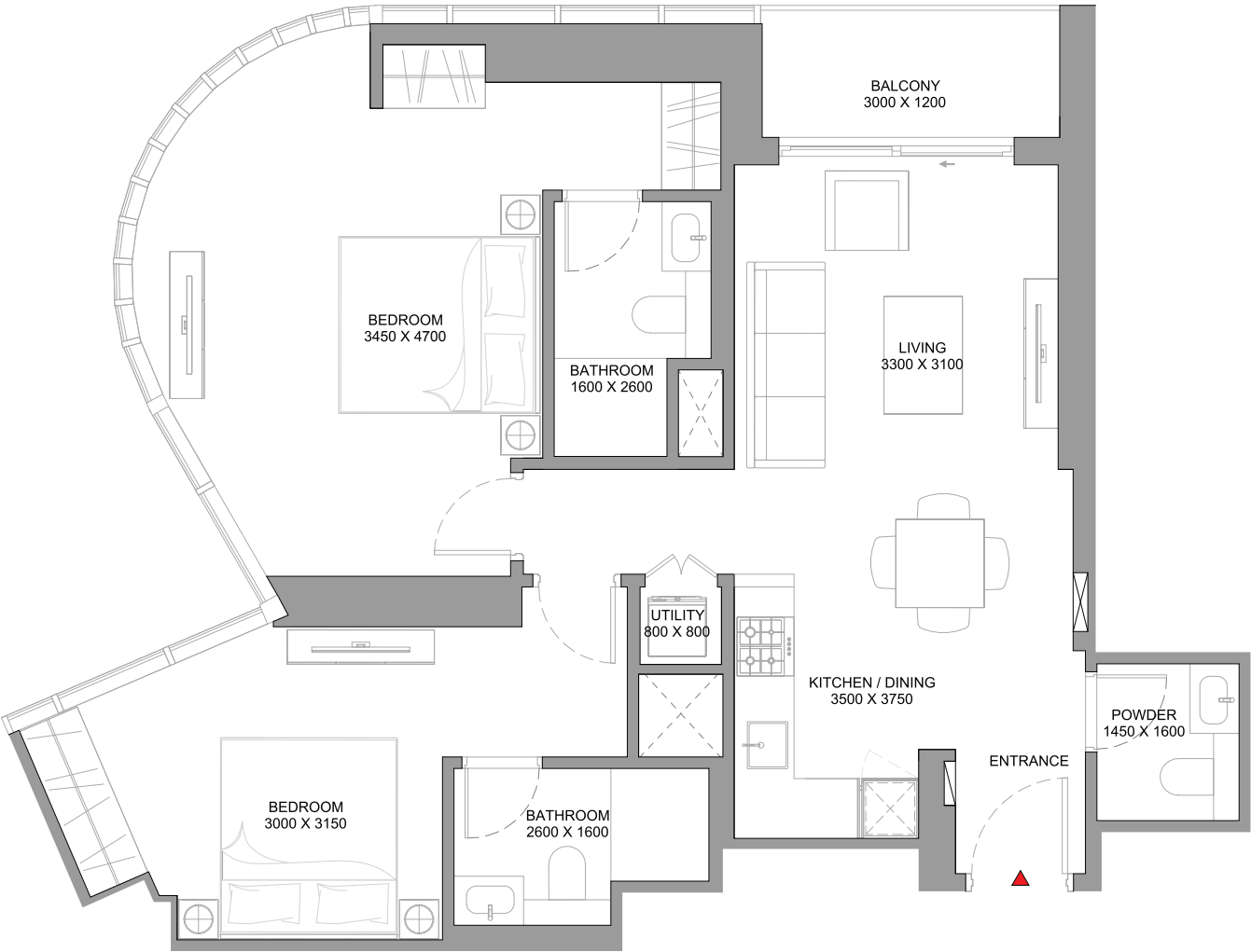
Community, Amenities
 C608, C708, C808, C908, C1008

Community
 C1108, C1208, C1308, C1408, C1508, C1608, C1708, C1808, C1908, C2008, C2108

Disclaimer: 1. All dimensions are in metric, measured to wall. 2. All dimensions & drawings are approximate. 3. Actual area may vary from the stated area. 4. Drawing are not to scale. 5. Layout representation and images are for illustrative purposes only and may not represent the actual size, features, specifications for kitchen fixtures, appliances, fittings, furniture or furnishings and facade. Actual products and details may vary. 6. The developer reserves the right to make revisions/ alterations, at its absolute discretion, without prior intimation or any liability whatsoever.

2 BEDROOM APARTMENT
TYPE A (with powder room + balcony)

TOTAL SALEABLE AREA
SUITE RANGE = 916.44 - 916.55 SQ.FT.
BALCONY = 56.08 SQ.FT.
TOTAL RANGE = 972.52 - 972.63 SQ.FT.



List of unit numbers with this unit plan:

VIEWS

Community, Amenities
C608, C708, C808, C908, C1008

Community
C1108, C1208, C1308, C1408, C1508, C1608, C1708, C1808, C1908, C2008, C2108

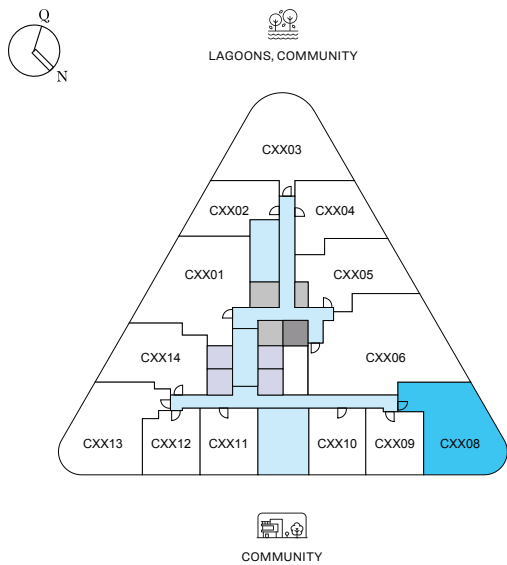


Disclaimer: 1. All dimensions are in metric, measured to wall. 2. All dimensions & drawings are approximate. 3. Actual area may vary from the stated area. 4. Drawing are not to scale. 5. Layout representation and images are for illustrative purposes only and may not represent the actual size, features, specifications for kitchen fixtures, appliances, fittings, furniture or furnishings and facade. Actual products and details may vary. 6. The developer reserves the right to make revisions/ alterations, at its absolute discretion, without prior intimation or any liability whatsoever.

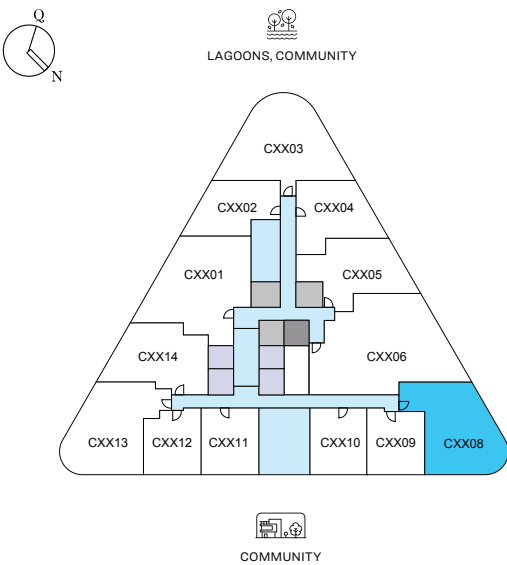
2 BEDROOM APARTMENT
TYPE B (with powder room + balcony)

TOTAL SALEABLE AREA
SUITE = 934.09 SQ.FT.
BALCONY = 88.59 SQ.FT.
TOTAL = 1,022.68 SQ.FT.

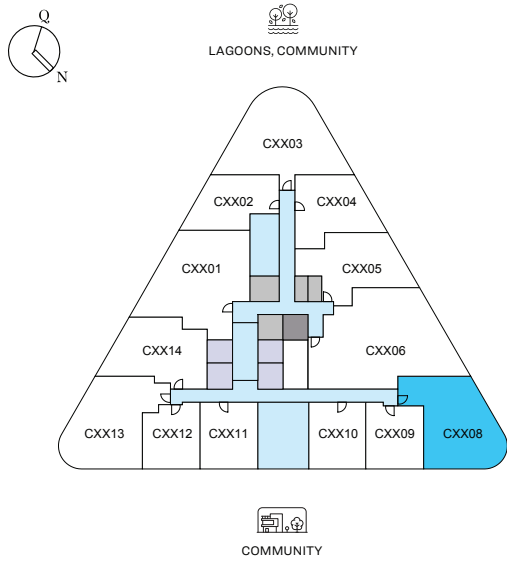
UNIT



LEVEL 24-28, 30-34, 36-38, 40-42



LEVEL 29, 39



LEVEL 35

List of unit numbers with this unit plan:

VIEWS

- Community
C2408, C2508, C2608, C2708, C2808, C2908, C3008, C3108, C3208, C3308, C3408, C3508
- Community, Dubai Skyline, Ras Al Khor, Creek
C3608, C3708, C3808, C3908, C4008, C4108, C4208

Disclaimer: 1. All dimensions are in metric, measured to wall. 2. All dimensions & drawings are approximate. 3. Actual area may vary from the stated area. 4. Drawing are not to scale. 5. Layout representation and images are for illustrative purposes only and may not represent the actual size, features, specifications for kitchen fixtures, appliances, fittings, furniture or furnishings and facade. Actual products and details may vary. 6. The developer reserves the right to make revisions/ alterations, at its absolute discretion, without prior intimation or any liability whatsoever.

2 BEDROOM APARTMENT
TYPE B (with powder room + balcony)

TOTAL SALEABLE AREA
SUITE = 934.09 SQ.FT.
BALCONY = 88.59 SQ.FT.
TOTAL = 1,022.68 SQ.FT.



List of unit numbers with this unit plan:

VIEWS

Community
C2408, C2508, C2608, C2708, C2808, C2908, C3008, C3108, C3208, C3308, C3408, C3508

Community, Dubai Skyline, Ras Al Khor, Creek
C3608, C3708, C3808, C3908, C4008, C4108, C4208

Disclaimer: 1. All dimensions are in metric, measured to wall. 2. All dimensions & drawings are approximate. 3. Actual area may vary from the stated area. 4. Drawing are not to scale. 5. Layout representation and images are for illustrative purposes only and may not represent the actual size, features, specifications for kitchen fixtures, appliances, fittings, furniture or furnishings and facade. Actual products and details may vary. 6. The developer reserves the right to make revisions/ alterations, at its absolute discretion, without prior intimation or any liability whatsoever.

2 BEDROOM APARTMENT

TYPE B (with powder room + balcony) VARIANT 1

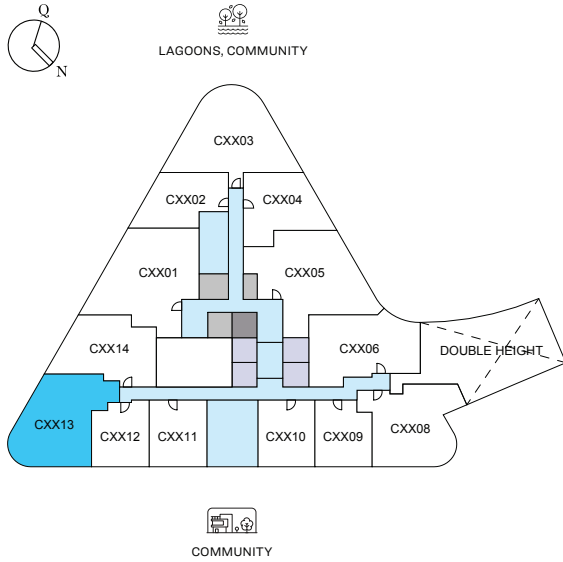
TOTAL SALEABLE AREA

SUITE RANGE = 946.58 - 947.44 SQ.FT.

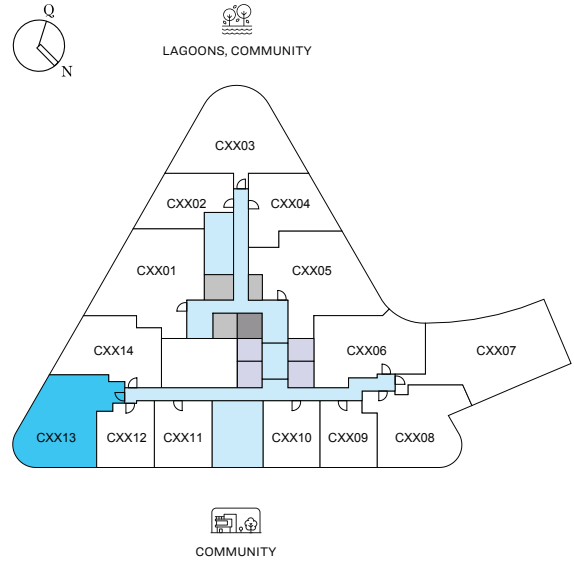
BALCONY = 87.94 SQ.FT.

TOTAL RANGE = 1,034.52 - 1,035.38 SQ.FT.

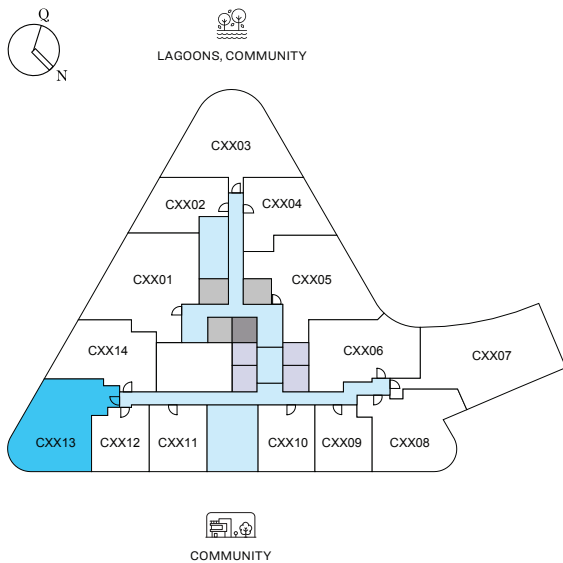
UNIT



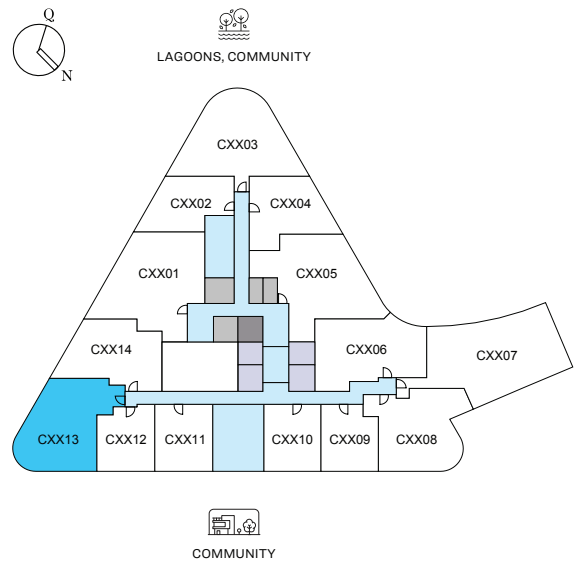
LEVEL 06 & 07



LEVEL 08, 11-18, 20-21



LEVEL 09 & 19



LEVEL 10

List of unit numbers with this unit plan:

VIEWS

Community, Lagoon, Amenities

C613, C713, C813, C913, C1013

Community, Lagoon

C1113, C1213, C1313, C1413, C1513, C1613, C1713, C1813, C1913, C2013, C2113

Community

C2413, C2513, C2613, C2713, C2813, C2913, C3013, C3113, C3213, C3313, C3413, C3513

Community, Dubai Skyline

C3613, C3713, C3813, C3913, C4013, C4113, C4213

Disclaimer: 1. All dimensions are in metric, measured to wall. 2. All dimensions & drawings are approximate. 3. Actual area may vary from the stated area. 4. Drawing are not to scale. 5. Layout representation and images are for illustrative purposes only and may not represent the actual size, features, specifications for kitchen fixtures, appliances, fittings, furniture or furnishings and facade. Actual products and details may vary. 6. The developer reserves the right to make revisions/ alterations, at its absolute discretion, without prior intimation or any liability whatsoever.

2 BEDROOM APARTMENT

TYPE B (with powder room + balcony) VARIANT 1

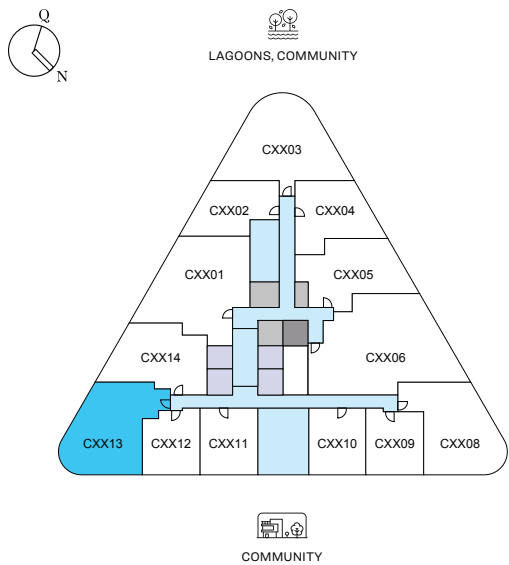
TOTAL SALEABLE AREA

SUITE RANGE = 946.58 - 947.44 SQ.FT.

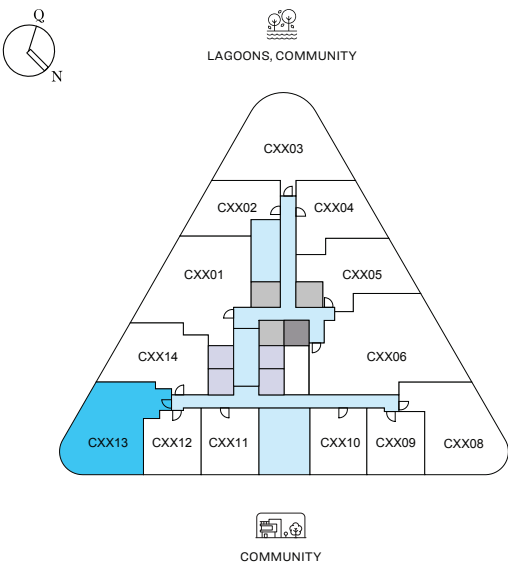
BALCONY = 87.94 SQ.FT.

TOTAL RANGE = 1,034.52 - 1,035.38 SQ.FT.

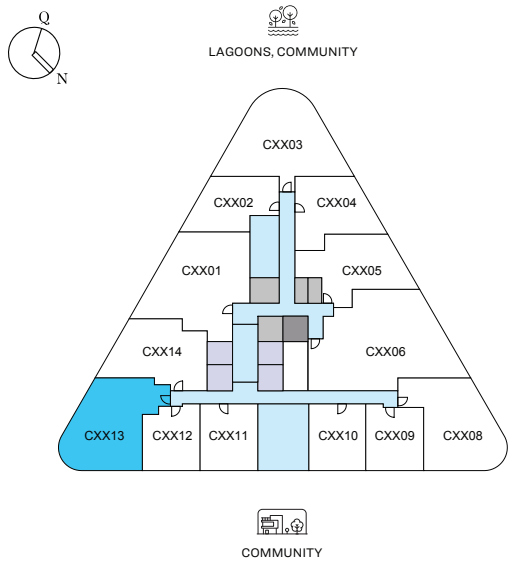
UNIT



LEVEL 24-28, 30-34, 36-38, 40-42



LEVEL 29, 39



LEVEL 35

List of unit numbers with this unit plan:

VIEWS

Community, Lagoon, Amenities
C613, C713, C813, C913, C1013

Community, Lagoon
C1113, C1213, C1313, C1413, C1513, C1613, C1713, C1813, C1913, C2013, C2113

Community
C2413, C2513, C2613, C2713, C2813, C2913, C3013, C3113, C3213, C3313, C3413, C3513

Community, Dubai Skyline
C3613, C3713, C3813, C3913, C4013, C4113, C4213

Disclaimer: 1. All dimensions are in metric, measured to wall. 2. All dimensions & drawings are approximate. 3. Actual area may vary from the stated area. 4. Drawing are not to scale. 5. Layout representation and images are for illustrative purposes only and may not represent the actual size, features, specifications for kitchen fixtures, appliances, fittings, furniture or furnishings and facade. Actual products and details may vary. 6. The developer reserves the right to make revisions/ alterations, at its absolute discretion, without prior intimation or any liability whatsoever.

2 BEDROOM APARTMENT

TYPE B (with powder room + balcony) VARIANT 1

TOTAL SALEABLE AREA

SUITE RANGE = 946.58 - 947.44 SQ.FT.

BALCONY = 87.94 SQ.FT.

TOTAL RANGE = 1,034.52 - 1,035.38 SQ.FT.



List of unit numbers with this unit plan:

VIEWS

Community, Lagoon, Amenities
C613, C713, C813, C913, C1013

Community, Lagoon
C1113, C1213, C1313, C1413, C1513, C1613, C1713, C1813, C1913, C2013, C2113

Community
C2413, C2513, C2613, C2713, C2813, C2913, C3013, C3113, C3213, C3313, C3413, C3513

Community, Dubai Skyline
C3613, C3713, C3813, C3913, C4013, C4113, C4213



Disclaimer: 1. All dimensions are in metric, measured to wall. 2. All dimensions & drawings are approximate. 3. Actual area may vary from the stated area. 4. Drawing are not to scale. 5. Layout representation and images are for illustrative purposes only and may not represent the actual size, features, specifications for kitchen fixtures, appliances, fittings, furniture or furnishings and facade. Actual products and details may vary. 6. The developer reserves the right to make revisions/ alterations, at its absolute discretion, without prior intimation or any liability whatsoever.

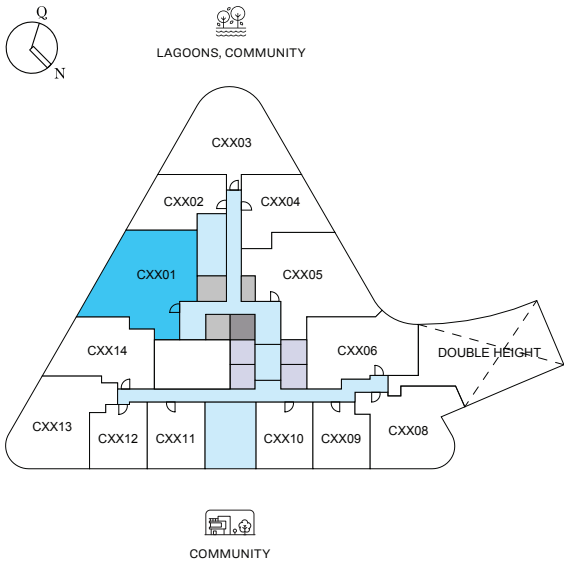
2 BEDROOM APARTMENT

TYPE C (with store room and powder room + balcony)

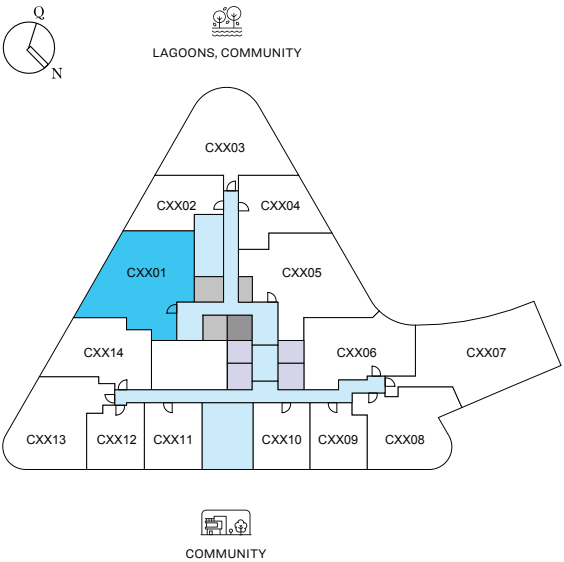
TOTAL SALEABLE AREA

SUITE = 1,045.50 Q.FT.
BALCONY = 191.06 SQ.FT.
TOTAL = 1,236.56 SQ.FT.

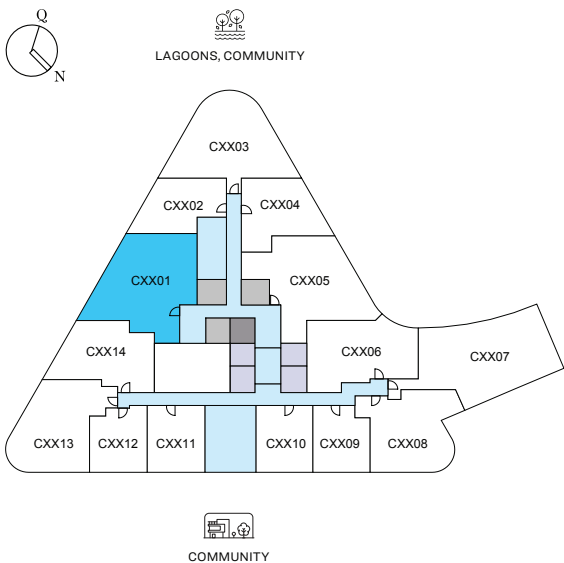
UNIT



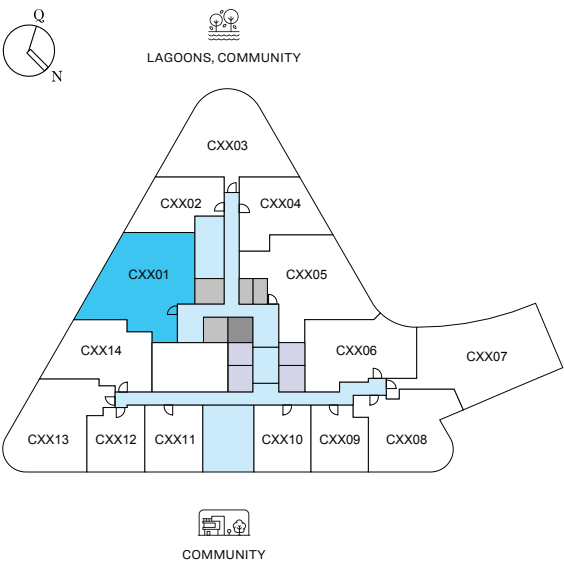
LEVEL 06 & 07



LEVEL 08, 11-18, 20-21



LEVEL 09 & 19



LEVEL 10

List of unit numbers with this unit plan:

VIEWS

Community, Lagoon, Amenities
C601, C701, C801, C901, C1001

Community, Lagoon
C1101, C1201, C1301, C1401, C1501, C1601, C1701, C1801, C1901, C2001, C2101

Community
C2401, C2501, C2601, C2701, C2801, C2901, C3001, C3101, C3201, C3301, C3401, C3501, C3601, C3701, C3801, C3901, C4001, C4101, C4201

Disclaimer: 1. All dimensions are in metric, measured to wall. 2. All dimensions & drawings are approximate. 3. Actual area may vary from the stated area. 4. Drawing are not to scale. 5. Layout representation and images are for illustrative purposes only and may not represent the actual size, features, specifications for kitchen fixtures, appliances, fittings, furniture or furnishings and facade. Actual products and details may vary. 6. The developer reserves the right to make revisions/ alterations, at its absolute discretion, without prior intimation or any liability whatsoever.

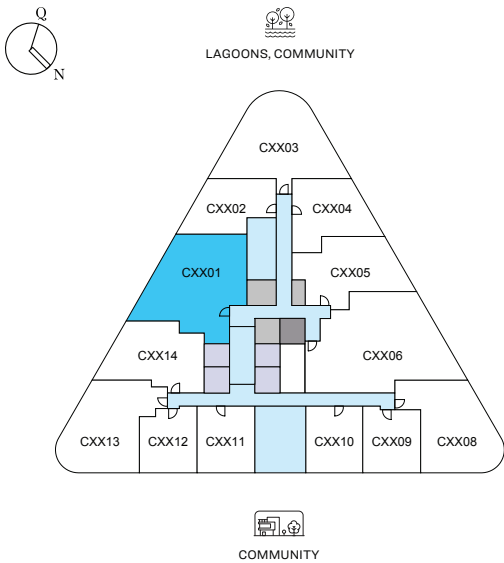
2 BEDROOM APARTMENT

TYPE C (with store room and powder room + balcony)

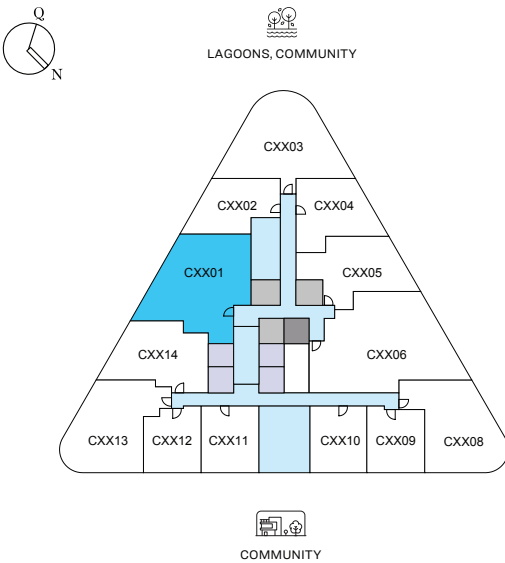
TOTAL SALEABLE AREA

SUITE = 1,045.50 Q.FT.
BALCONY = 191.06 SQ.FT.
TOTAL = 1,236.56 SQ.FT.

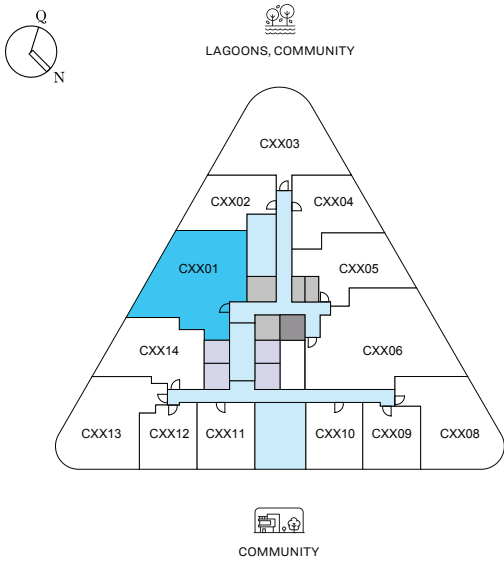
UNIT



LEVEL 24-28, 30-34, 36-38, 40-42



LEVEL 29, 39



LEVEL 35

List of unit numbers with this unit plan:

VIEWS

Community, Lagoon, Amenities
C601, C701, C801, C901, C1001

Community, Lagoon
C1101, C1201, C1301, C1401, C1501, C1601, C1701, C1801, C1901, C2001, C2101

Community
C2401, C2501, C2601, C2701, C2801, C2901, C3001, C3101, C3201, C3301, C3401, C3501, C3601, C3701, C3801, C3901, C4001, C4101, C4201

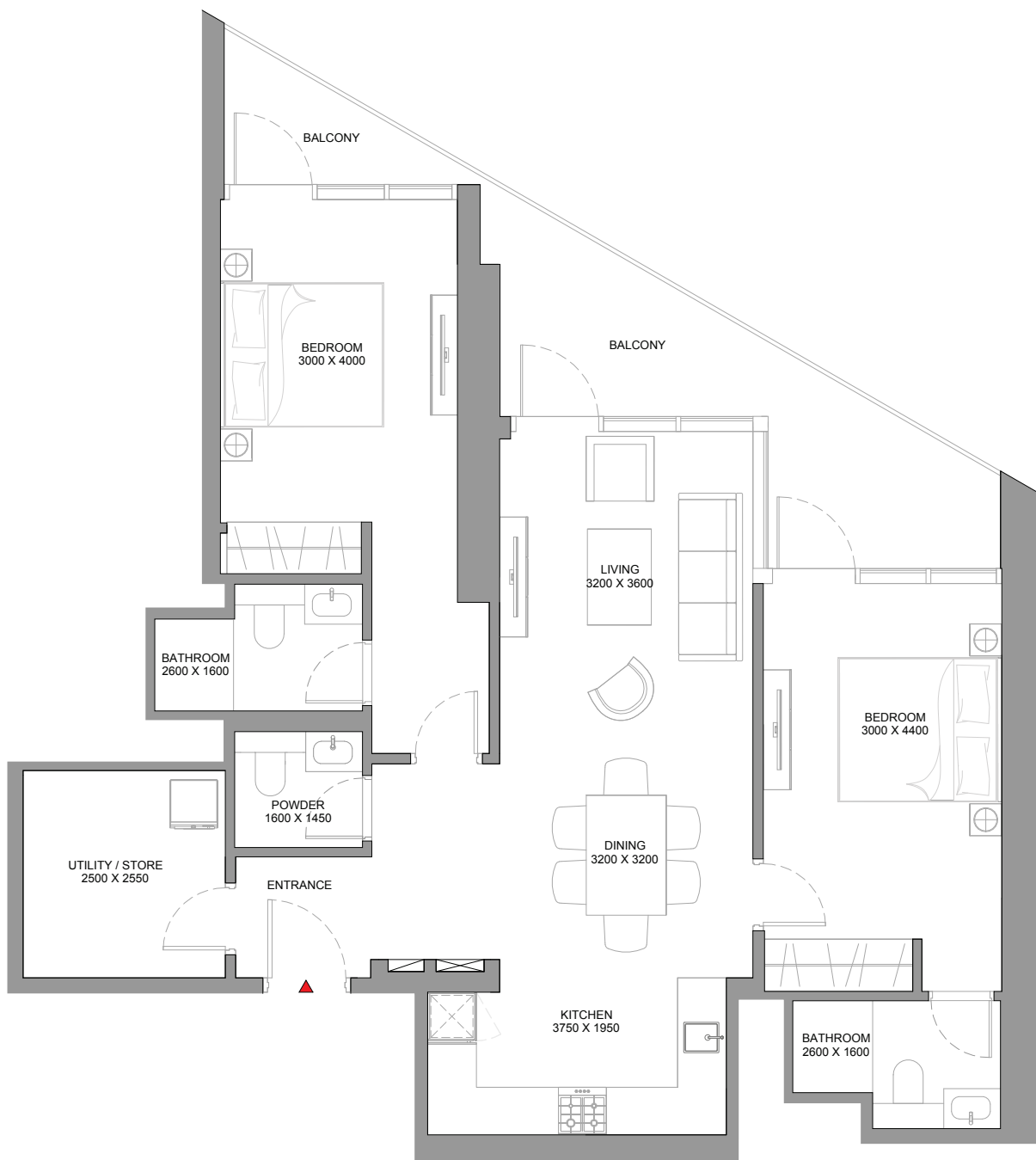
Disclaimer: 1. All dimensions are in metric, measured to wall. 2. All dimensions & drawings are approximate. 3. Actual area may vary from the stated area. 4. Drawing are not to scale. 5. Layout representation and images are for illustrative purposes only and may not represent the actual size, features, specifications for kitchen fixtures, appliances, fittings, furniture or furnishings and facade. Actual products and details may vary. 6. The developer reserves the right to make revisions/ alterations, at its absolute discretion, without prior intimation or any liability whatsoever.

2 BEDROOM APARTMENT

TYPE C (with store room and powder room + balcony)

TOTAL SALEABLE AREA

SUITE = 1,045.50 Q.FT.
BALCONY = 191.06 SQ.FT.
TOTAL = 1,236.56 SQ.FT.



List of unit numbers with this unit plan:

VIEWS

Community, Lagoon, Amenities
C601, C701, C801, C901, C1001

Community, Lagoon
C1101, C1201, C1301, C1401, C1501, C1601, C1701, C1801, C1901, C2001, C2101

Community
C2401, C2501, C2601, C2701, C2801, C2901, C3001, C3101, C3201, C3301, C3401, C3501, C3601, C3701, C3801, C3901, C4001, C4101, C4201



Disclaimer: 1. All dimensions are in metric, measured to wall. 2. All dimensions & drawings are approximate. 3. Actual area may vary from the stated area. 4. Drawing are not to scale. 5. Layout representation and images are for illustrative purposes only and may not represent the actual size, features, specifications for kitchen fixtures, appliances, fittings, furniture or furnishings and facade. Actual products and details may vary. 6. The developer reserves the right to make revisions/ alterations, at its absolute discretion, without prior intimation or any liability whatsoever.

2 BEDROOM APARTMENT

TYPE C (with store room and powder room + yard) VARIANT 1

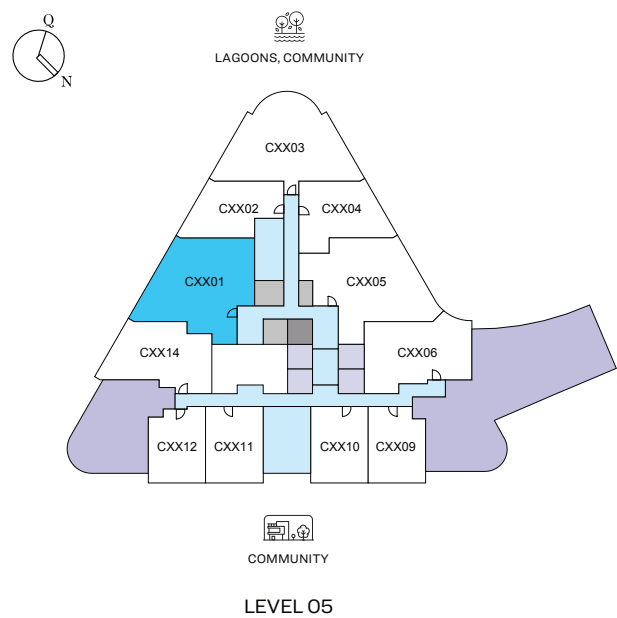
TOTAL SALEABLE AREA

SUITE = 1,045.50 SQ.FT.

YARD = 315.38 SQ.FT.

TOTAL = 1,360.88 SQ.FT.

UNIT



List of unit numbers with this unit plan:

VIEWS

Community, Lagoon, Amenities
C501

Disclaimer: 1. All dimensions are in metric, measured to wall. 2. All dimensions & drawings are approximate. 3. Actual area may vary from the stated area. 4. Drawing are not to scale. 5. Layout representation and images are for illustrative purposes only and may not represent the actual size, features, specifications for kitchen fixtures, appliances, fittings, furniture or furnishings and facade. Actual products and details may vary. 6. The developer reserves the right to make revisions/ alterations, at its absolute discretion, without prior intimation or any liability whatsoever.

2 BEDROOM APARTMENT

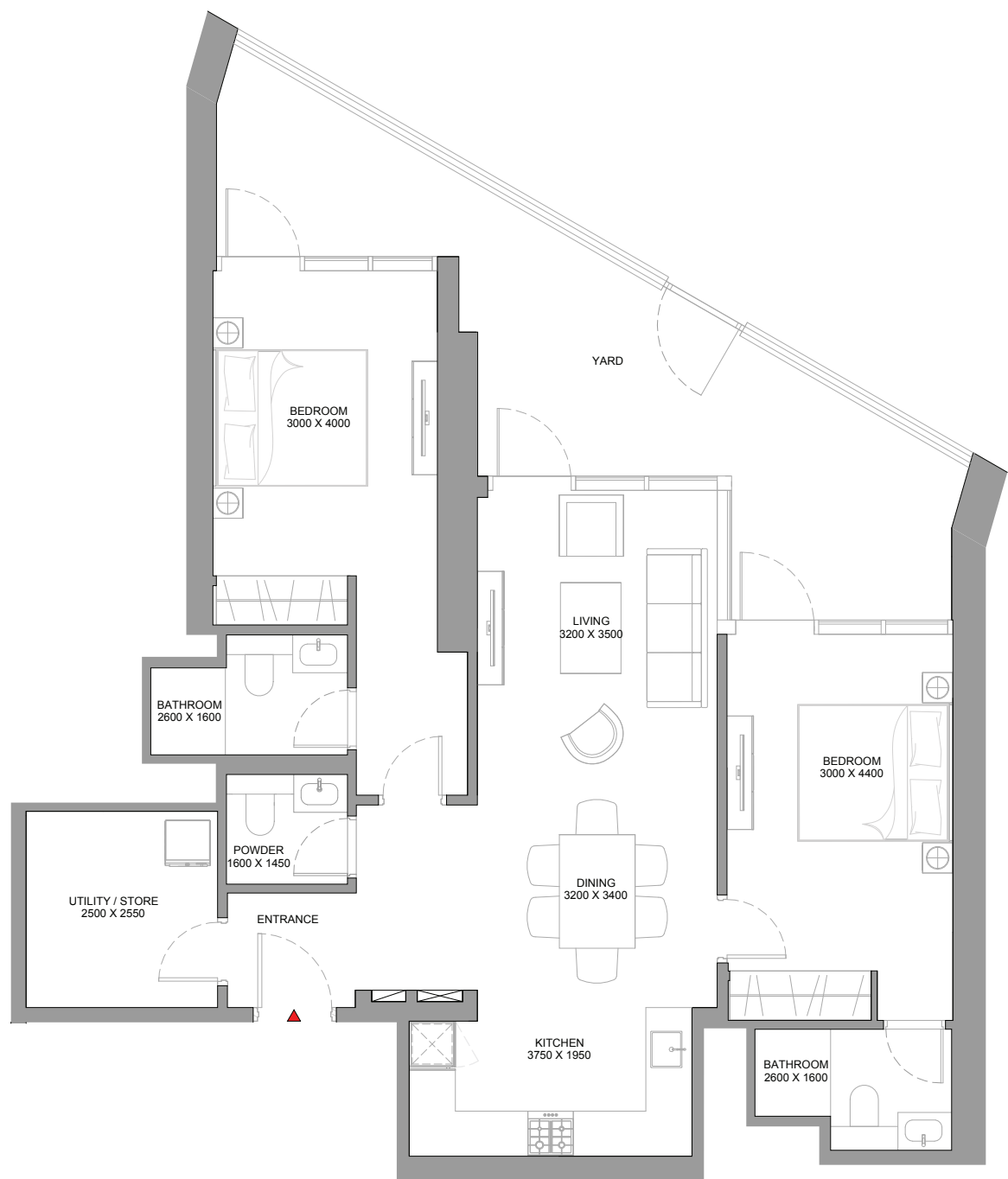
TYPE C (with store room and powder room + yard) VARIANT 1

TOTAL SALEABLE AREA

SUITE = 1,045.50 SQ.FT.

YARD = 315.38 SQ.FT.

TOTAL = 1,360.88 SQ.FT.



List of unit numbers with this unit plan:

VIEWS

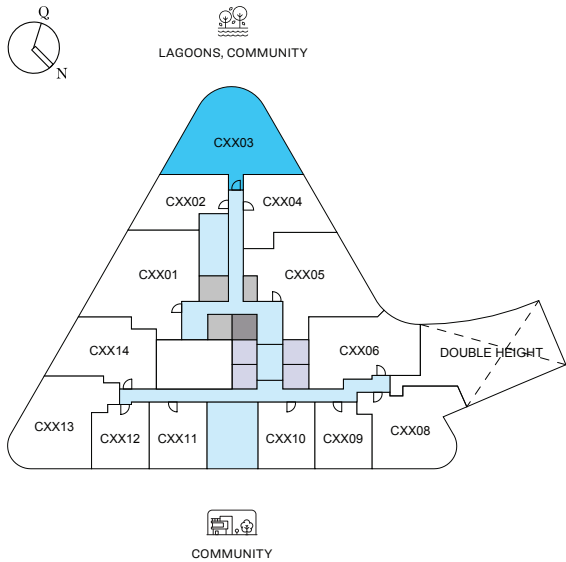
Community, Lagoon, Amenities
C501

Disclaimer: 1. All dimensions are in metric, measured to wall. 2. All dimensions & drawings are approximate. 3. Actual area may vary from the stated area. 4. Drawing are not to scale. 5. Layout representation and images are for illustrative purposes only and may not represent the actual size, features, specifications for kitchen fixtures, appliances, fittings, furniture or furnishings and facade. Actual products and details may vary. 6. The developer reserves the right to make revisions/ alterations, at its absolute discretion, without prior intimation or any liability whatsoever.

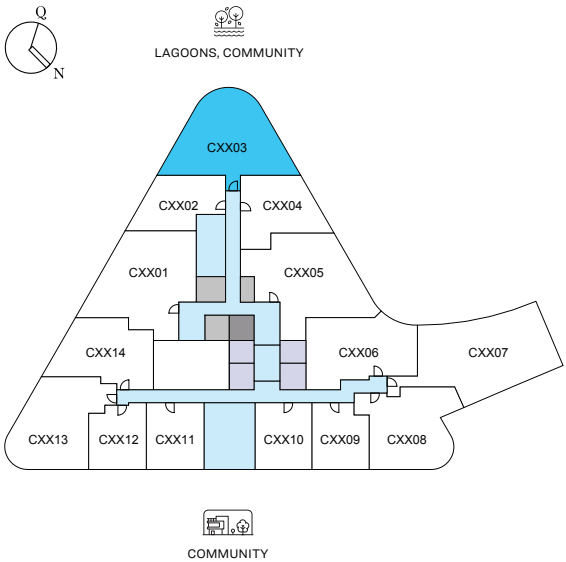
2 BEDROOM APARTMENT
TYPE D (with balcony)

TOTAL SALEABLE AREA
SUITE = 1,071.12 SQ.FT.
BALCONY = 87.62 SQ.FT.
TOTAL = 1,158.74 SQ.FT.

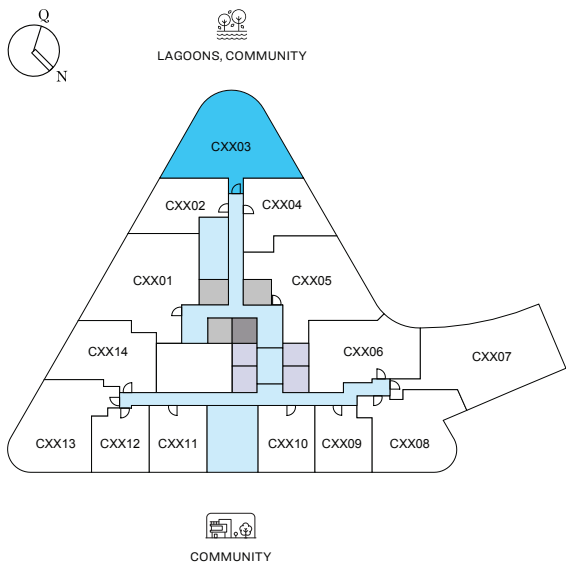
UNIT



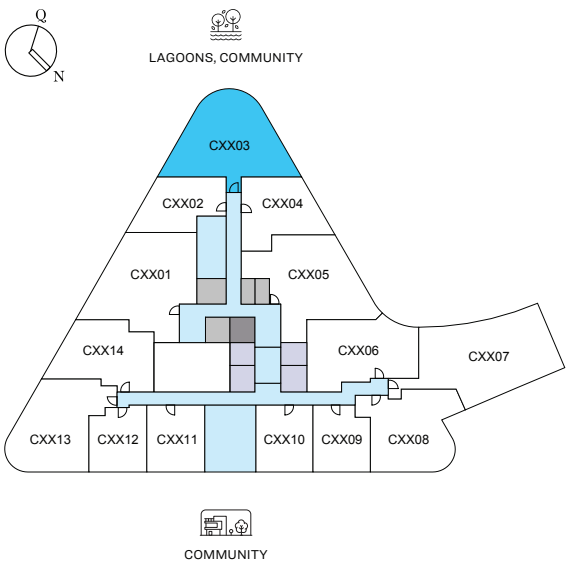
LEVEL 06 & 07



LEVEL 08, 11-18, 20-21



LEVEL 09 & 19



LEVEL 10

List of unit numbers with this unit plan:

VIEWS

Community, Lagoon, Amenities
C603, C703, C803, C903, C1003

Community, Lagoon
C1103, C1203, C1303, C1403, C1503, C1603, C1703, C1803, C1903, C2003, C2103

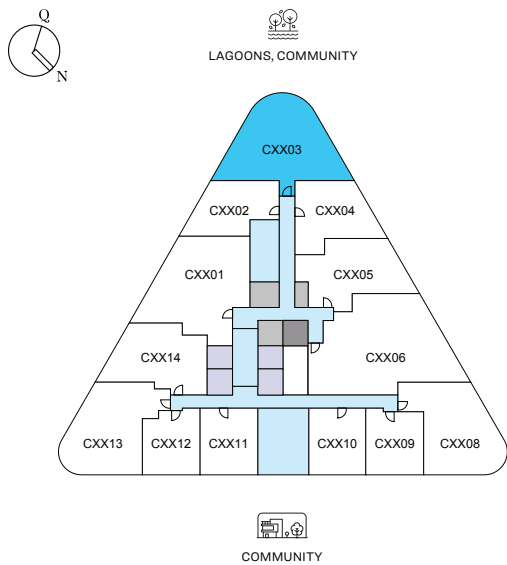
Community
C2403, C2503, C2603, C2703, C2803, C2903, C3003, C3103, C3203, C3303, C3403, C3503, C3603, C3703, C3803, C3903, C4003, C4103, C4203

Disclaimer: 1. All dimensions are in metric, measured to wall. 2. All dimensions & drawings are approximate. 3. Actual area may vary from the stated area. 4. Drawing are not to scale. 5. Layout representation and images are for illustrative purposes only and may not represent the actual size, features, specifications for kitchen fixtures, appliances, fittings, furniture or furnishings and facade. Actual products and details may vary. 6. The developer reserves the right to make revisions/ alterations, at its absolute discretion, without prior intimation or any liability whatsoever.

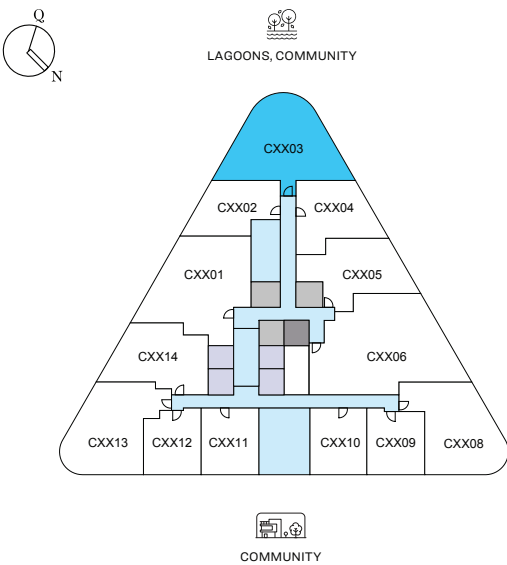
2 BEDROOM APARTMENT
TYPE D (with balcony)

TOTAL SALEABLE AREA
SUITE = 1,071.12 SQ.FT.
BALCONY = 87.62 SQ.FT.
TOTAL = 1,158.74 SQ.FT.

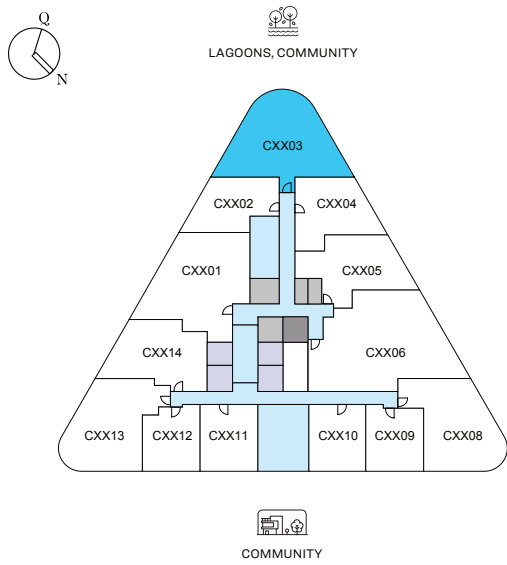
UNIT



LEVEL 24-28, 30-34, 36-38, 40-42



LEVEL 29, 39



LEVEL 35

List of unit numbers with this unit plan:

VIEWS

Community, Lagoon, Amenities
C603, C703, C803, C903, C1003

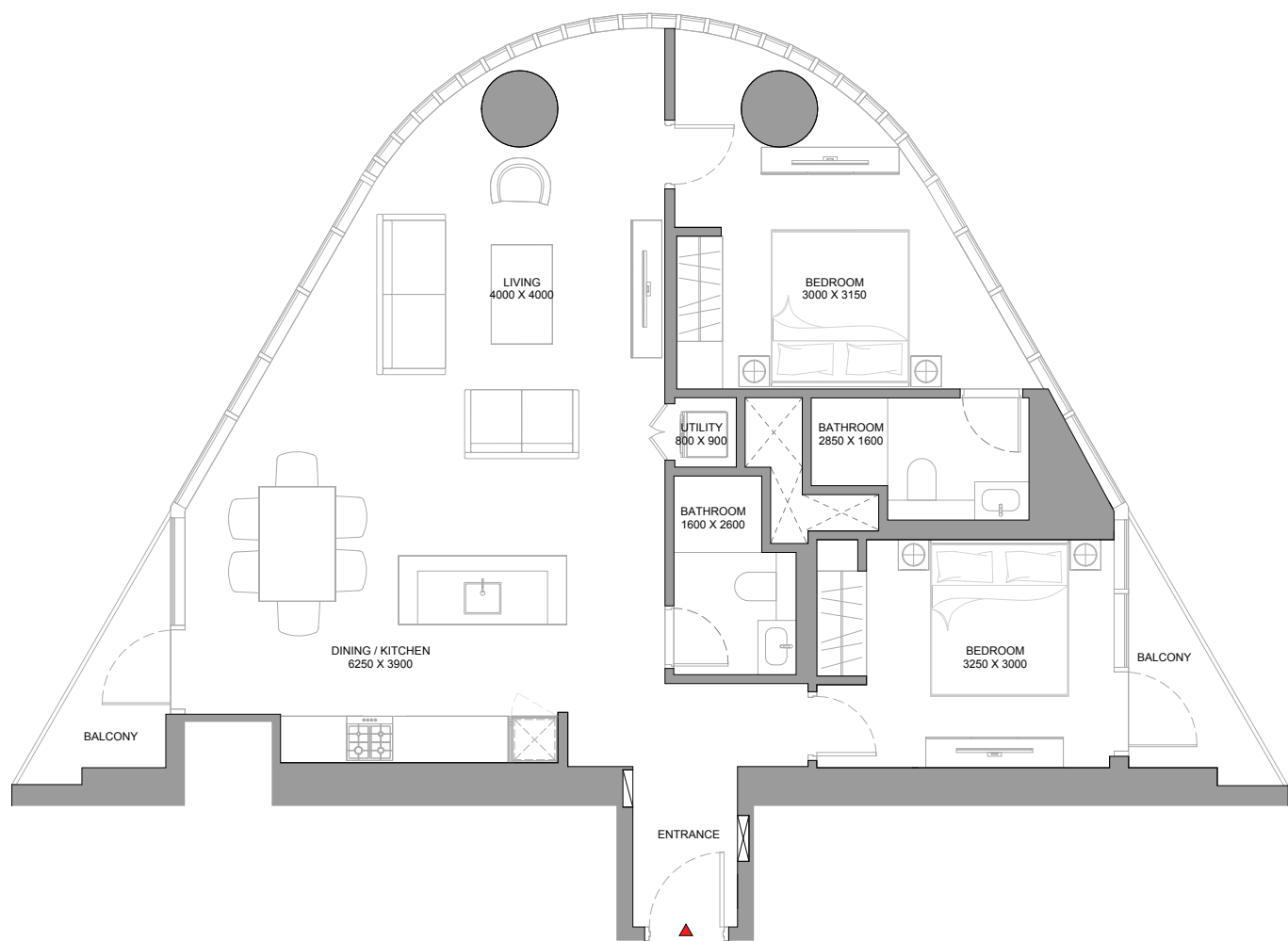
Community, Lagoon
C1103, C1203, C1303, C1403, C1503, C1603, C1703, C1803, C1903, C2003, C2103

Community
C2403, C2503, C2603, C2703, C2803, C2903, C3003, C3103, C3203, C3303, C3403,
C3503, C3603, C3703, C3803, C3903, C4003, C4103, C4203

Disclaimer: 1. All dimensions are in metric, measured to wall. 2. All dimensions & drawings are approximate. 3. Actual area may vary from the stated area. 4. Drawing are not to scale. 5. Layout representation and images are for illustrative purposes only and may not represent the actual size, features, specifications for kitchen fixtures, appliances, fittings, furniture or furnishings and facade. Actual products and details may vary. 6. The developer reserves the right to make revisions/ alterations, at its absolute discretion, without prior intimation or any liability whatsoever.

2 BEDROOM APARTMENT
TYPE D (with balcony)

TOTAL SALEABLE AREA
SUITE = 1,071.12 SQ.FT.
BALCONY = 87.62 SQ.FT.
TOTAL = 1,158.74 SQ.FT.



List of unit numbers with this unit plan:

VIEWS

Community, Lagoon, Amenities
C603, C703, C803, C903, C1003

Community, Lagoon
C1103, C1203, C1303, C1403, C1503, C1603, C1703, C1803, C1903, C2003, C2103

Community
C2403, C2503, C2603, C2703, C2803, C2903, C3003, C3103, C3203, C3303, C3403,
C3503, C3603, C3703, C3803, C3903, C4003, C4103, C4203

Disclaimer: 1. All dimensions are in metric, measured to wall. 2. All dimensions & drawings are approximate. 3. Actual area may vary from the stated area. 4. Drawing are not to scale. 5. Layout representation and images are for illustrative purposes only and may not represent the actual size, features, specifications for kitchen fixtures, appliances, fittings, furniture or furnishings and facade. Actual products and details may vary. 6. The developer reserves the right to make revisions/ alterations, at its absolute discretion, without prior intimation or any liability whatsoever.



2 BEDROOM APARTMENT

TYPE D (with store room and powder room + yard) VARIANT 1

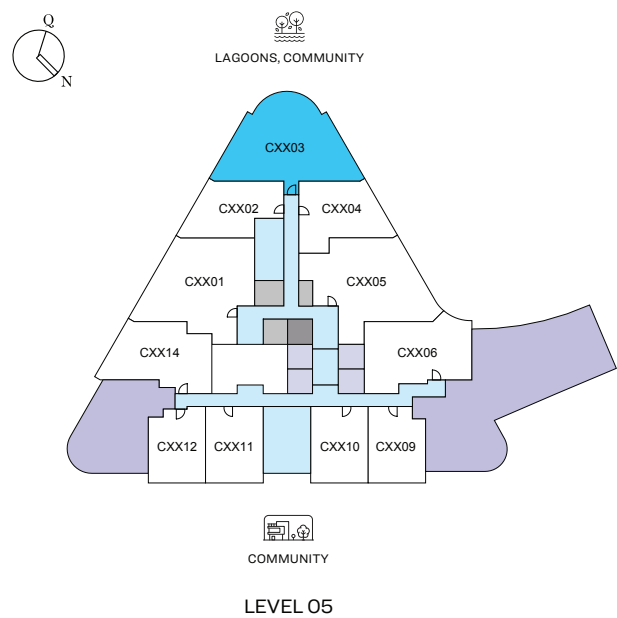
TOTAL SALEABLE AREA

SUITE = 1,070.15 SQ.FT.

YARD = 283.20 SQ.FT.

TOTAL = 1,353.35 SQ.FT.

UNIT



List of unit numbers with this unit plan:

VIEWS

Community, Lagoon, Amenities

C503

Disclaimer: 1. All dimensions are in metric, measured to wall. 2. All dimensions & drawings are approximate. 3. Actual area may vary from the stated area. 4. Drawing are not to scale. 5. Layout representation and images are for illustrative purposes only and may not represent the actual size, features, specifications for kitchen fixtures, appliances, fittings, furniture or furnishings and facade. Actual products and details may vary. 6. The developer reserves the right to make revisions/ alterations, at its absolute discretion, without prior intimation or any liability whatsoever.

2 BEDROOM APARTMENT

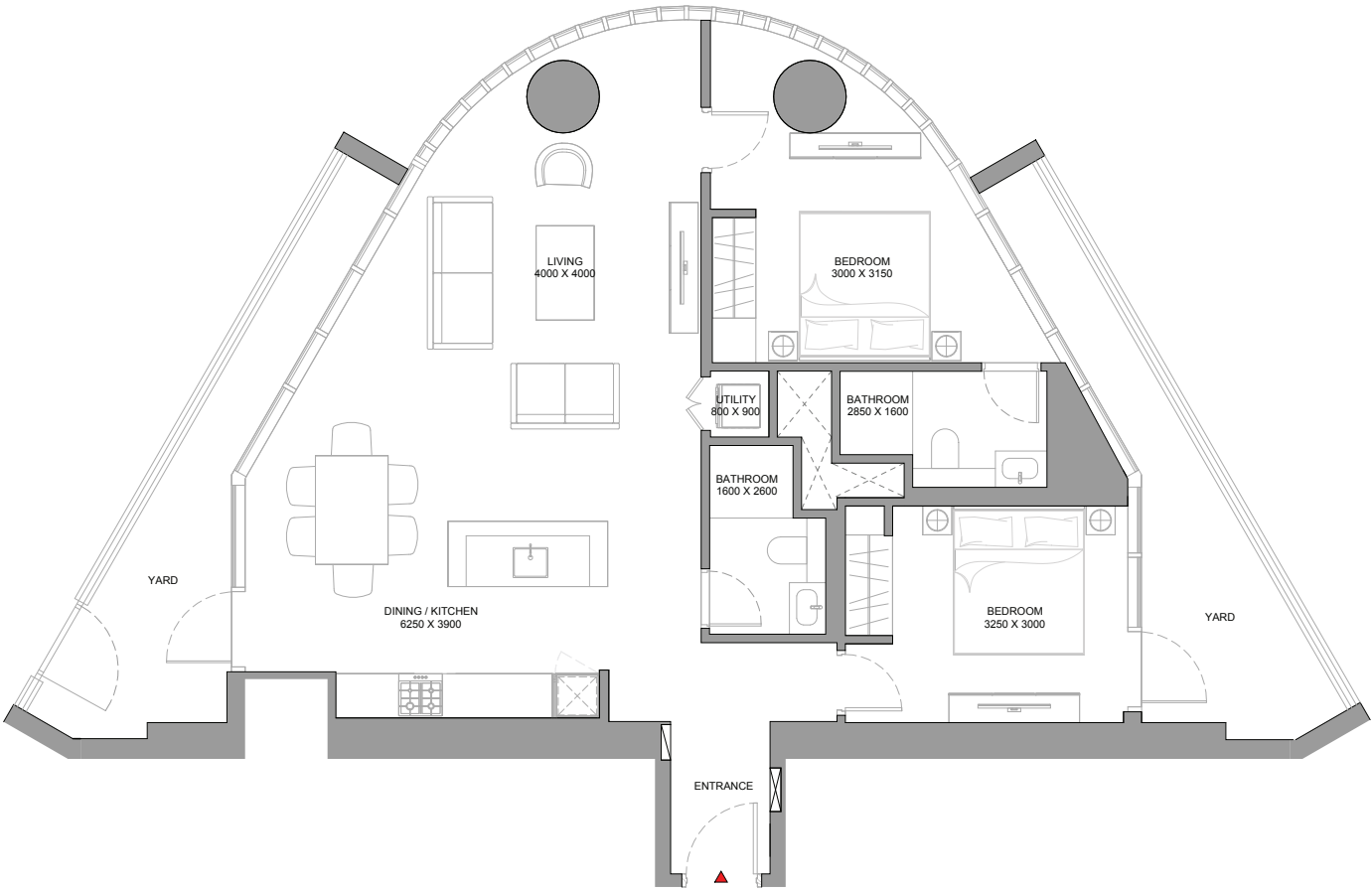
TYPE D (with store room and powder room + yard) VARIANT 1

TOTAL SALEABLE AREA

SUITE = 1,070.15 SQ.FT.

YARD = 283.20 SQ.FT.

TOTAL = 1,353.35 SQ.FT.



List of unit numbers with this unit plan:

VIEWS

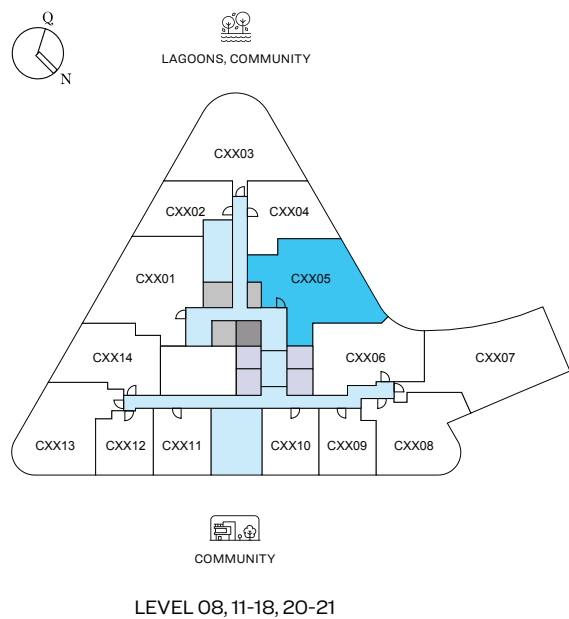
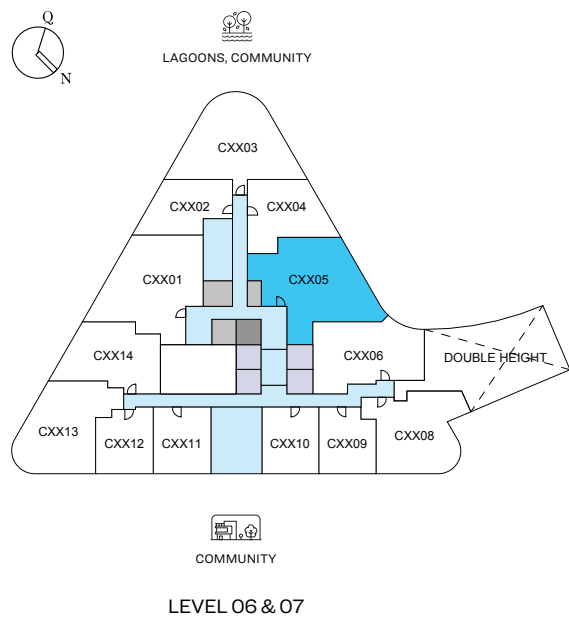
Community, Lagoon, Amenities
C503

Disclaimer: 1. All dimensions are in metric, measured to wall. 2. All dimensions & drawings are approximate. 3. Actual area may vary from the stated area. 4. Drawing are not to scale. 5. Layout representation and images are for illustrative purposes only and may not represent the actual size, features, specifications for kitchen fixtures, appliances, fittings, furniture or furnishings and facade. Actual products and details may vary. 6. The developer reserves the right to make revisions/ alterations, at its absolute discretion, without prior intimation or any liability whatsoever.

2 BEDROOM APARTMENT
TYPE E (with store room and powder room + balcony)

TOTAL SALEABLE AREA
SUITE = 1,130.86 SQ.FT.
BALCONY = 158.77 SQ.FT.
TOTAL = 1,289.63 SQ.FT.

UNIT



List of unit numbers with this unit plan:

VIEWS

Community, Amenities
C605, C705, C805

Community
C1105, C1205, C1305, C1405, C1505, C1605, C1705, C1805, C2005, C2105

Disclaimer: 1. All dimensions are in metric, measured to wall. 2. All dimensions & drawings are approximate. 3. Actual area may vary from the stated area. 4. Drawing are not to scale. 5. Layout representation and images are for illustrative purposes only and may not represent the actual size, features, specifications for kitchen fixtures, appliances, fittings, furniture or furnishings and facade. Actual products and details may vary. 6. The developer reserves the right to make revisions/ alterations, at its absolute discretion, without prior intimation or any liability whatsoever.

2 BEDROOM APARTMENT

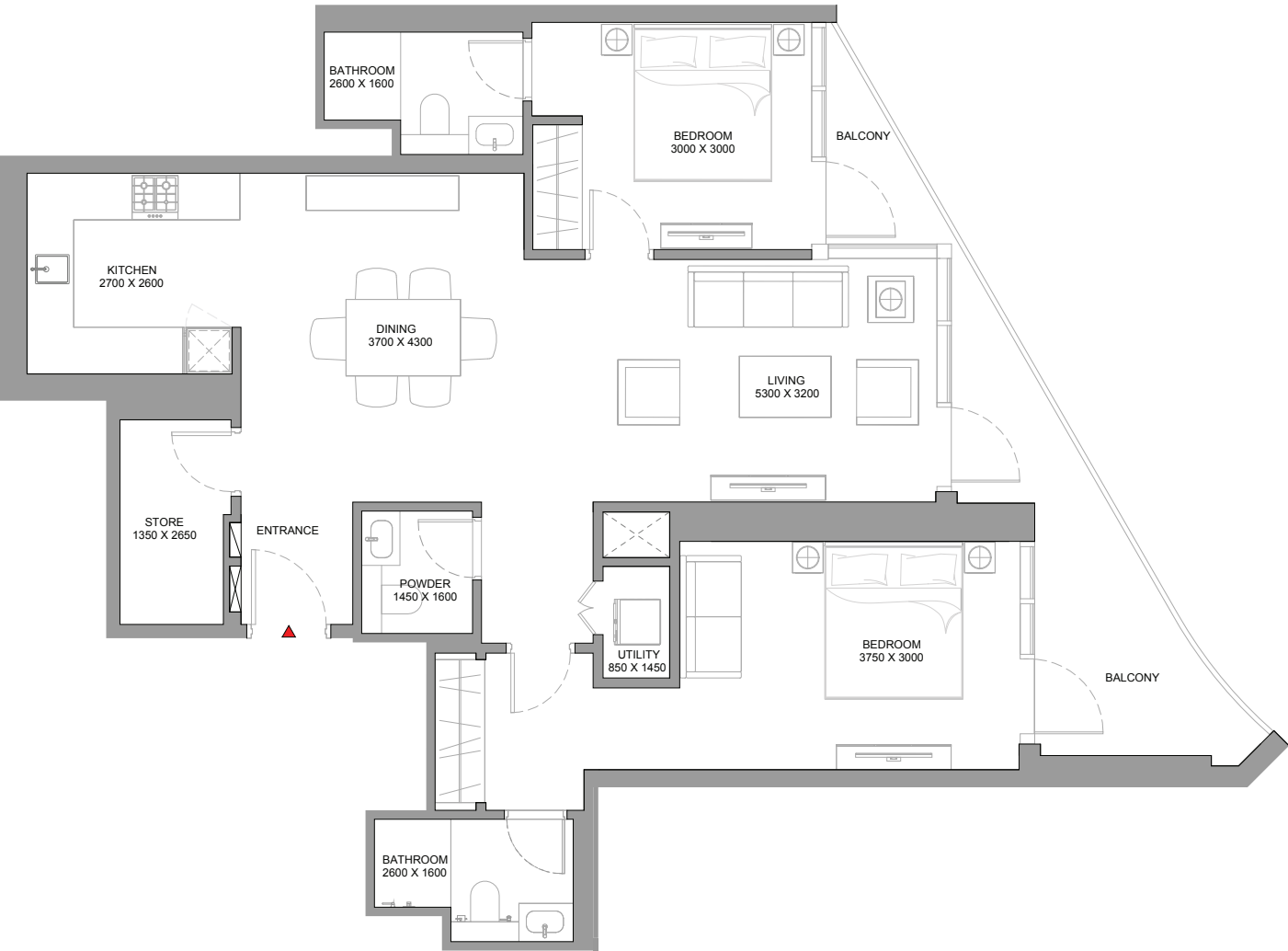
TYPE E (with store room and powder room + balcony)

TOTAL SALEABLE AREA

SUITE = 1,130.86 SQ.FT.

BALCONY = 158.77 SQ.FT.

TOTAL = 1,289.63 SQ.FT.



List of unit numbers with this unit plan:

VIEWS

Community, Amenities

C605, C705, C805

Community

C1105, C1205, C1305, C1405, C1505, C1605, C1705, C1805, C2005, C2105

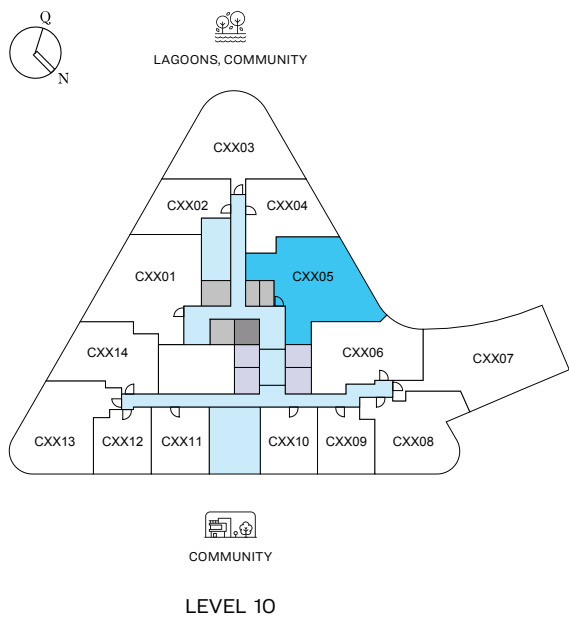
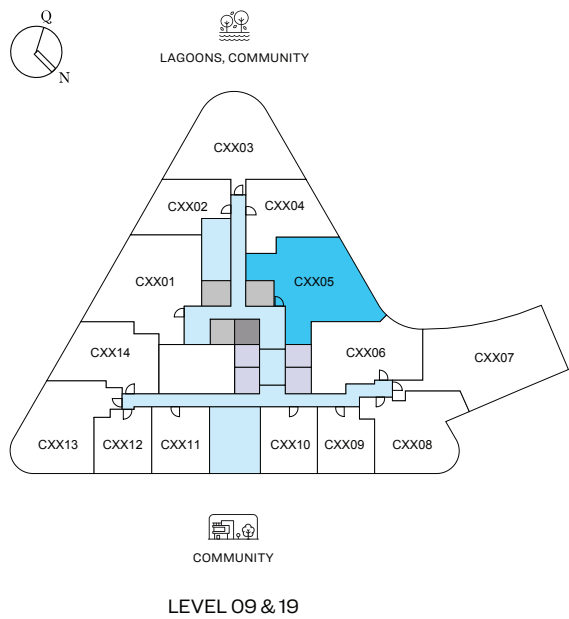


Disclaimer: 1. All dimensions are in metric, measured to wall. 2. All dimensions & drawings are approximate. 3. Actual area may vary from the stated area. 4. Drawing are not to scale. 5. Layout representation and images are for illustrative purposes only and may not represent the actual size, features, specifications for kitchen fixtures, appliances, fittings, furniture or furnishings and facade. Actual products and details may vary. 6. The developer reserves the right to make revisions/ alterations, at its absolute discretion, without prior intimation or any liability whatsoever.

2 BEDROOM APARTMENT
TYPE E (with powder room + balcony) VARIANT 1

TOTAL SALEABLE AREA
SUITE = 1,079.84 SQ.FT.
BALCONY = 158.77 SQ.FT.
TOTAL = 1,238.61 SQ.FT.

UNIT



List of unit numbers with this unit plan:

VIEWS

Community, Amenities
C905, C1005

Community
C1905

Disclaimer: 1. All dimensions are in metric, measured to wall. 2. All dimensions & drawings are approximate. 3. Actual area may vary from the stated area. 4. Drawing are not to scale. 5. Layout representation and images are for illustrative purposes only and may not represent the actual size, features, specifications for kitchen fixtures, appliances, fittings, furniture or furnishings and facade. Actual products and details may vary. 6. The developer reserves the right to make revisions/ alterations, at its absolute discretion, without prior intimation or any liability whatsoever.

2 BEDROOM APARTMENT

TYPE E (with powder room + balcony) VARIANT 1

TOTAL SALEABLE AREA

SUITE = 1,079.84 SQ.FT.

BALCONY = 158.77 SQ.FT.

TOTAL = 1,238.61 SQ.FT.



List of unit numbers with this unit plan:

VIEWS

Community, Amenities

C905, C1005

Community

C1905



Disclaimer: 1. All dimensions are in metric, measured to wall. 2. All dimensions & drawings are approximate. 3. Actual area may vary from the stated area. 4. Drawing are not to scale. 5. Layout representation and images are for illustrative purposes only and may not represent the actual size, features, specifications for kitchen fixtures, appliances, fittings, furniture or furnishings and facade. Actual products and details may vary. 6. The developer reserves the right to make revisions/ alterations, at its absolute discretion, without prior intimation or any liability whatsoever.

2 BEDROOM APARTMENT

TYPE D (with store room and powder room + yard) VARIANT 2

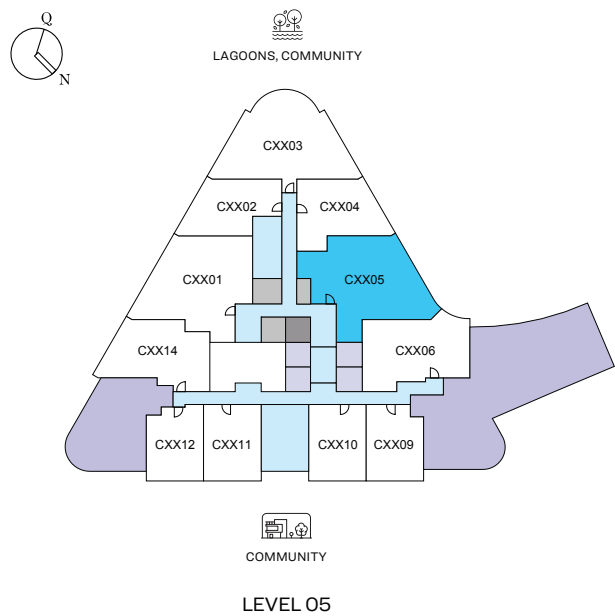
TOTAL SALEABLE AREA

SUITE = 1,130.75 SQ.FT.

YARD = 278.35 SQ.FT.

TOTAL = 1,409.10 SQ.FT.

UNIT



List of unit numbers with this unit plan:

VIEWS

Community, Amenities

C505

Disclaimer: 1. All dimensions are in metric, measured to wall. 2. All dimensions & drawings are approximate. 3. Actual area may vary from the stated area. 4. Drawing are not to scale. 5. Layout representation and images are for illustrative purposes only and may not represent the actual size, features, specifications for kitchen fixtures, appliances, fittings, furniture or furnishings and facade. Actual products and details may vary. 6. The developer reserves the right to make revisions/ alterations, at its absolute discretion, without prior intimation or any liability whatsoever.

2 BEDROOM APARTMENT

TYPE D (with store room and powder room + yard) VARIANT 2

TOTAL SALEABLE AREA

SUITE = 1,130.75 SQ.FT.

YARD = 278.35 SQ.FT.

TOTAL = 1,409.10 SQ.FT.



List of unit numbers with this unit plan:

VIEWS

Community, Amenities
C505

Disclaimer: 1. All dimensions are in metric, measured to wall. 2. All dimensions & drawings are approximate. 3. Actual area may vary from the stated area. 4. Drawing are not to scale. 5. Layout representation and images are for illustrative purposes only and may not represent the actual size, features, specifications for kitchen fixtures, appliances, fittings, furniture or furnishings and facade. Actual products and details may vary. 6. The developer reserves the right to make revisions/ alterations, at its absolute discretion, without prior intimation or any liability whatsoever.

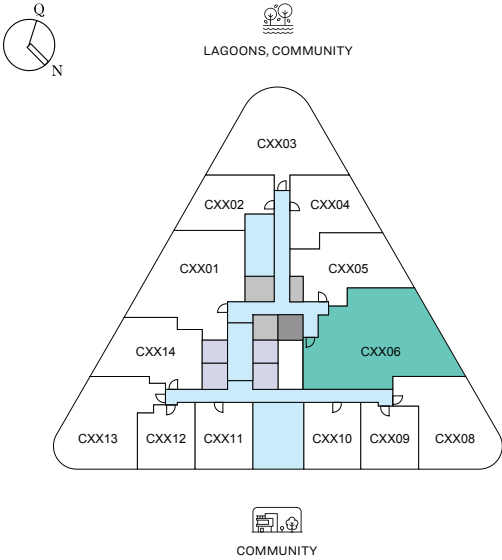
2.5 BEDROOM APARTMENT

TYPE A (with store room + balcony)

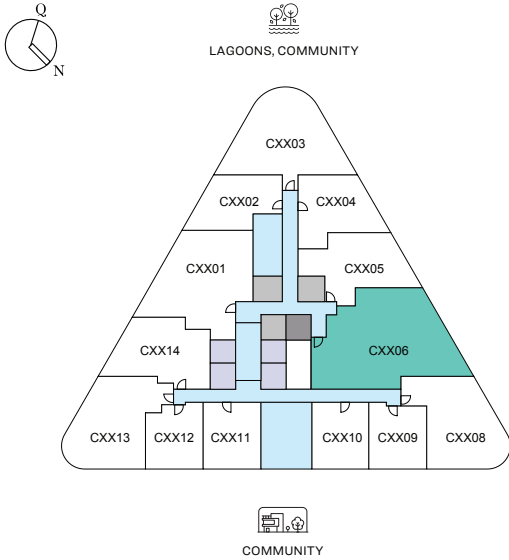
TOTAL SALEABLE AREA

SUITE = 1,504.47 SQ.FT.
BALCONY = 207.42 SQ.FT.
TOTAL = 1,711.89 SQ.FT.

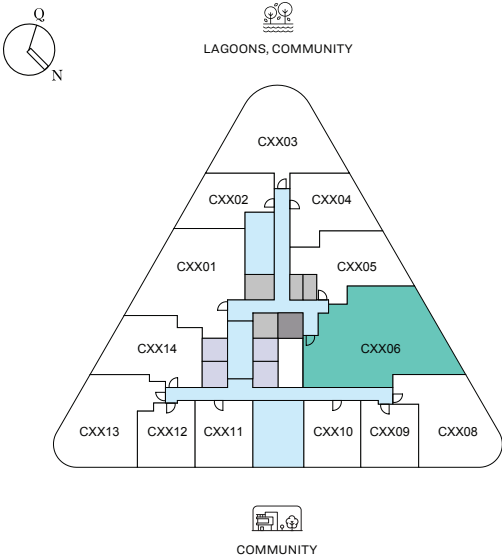
UNIT



LEVEL 24-28, 30-34, 36-38, 40-42



LEVEL 29, 39



LEVEL 35

List of unit numbers with this unit plan:

VIEWS

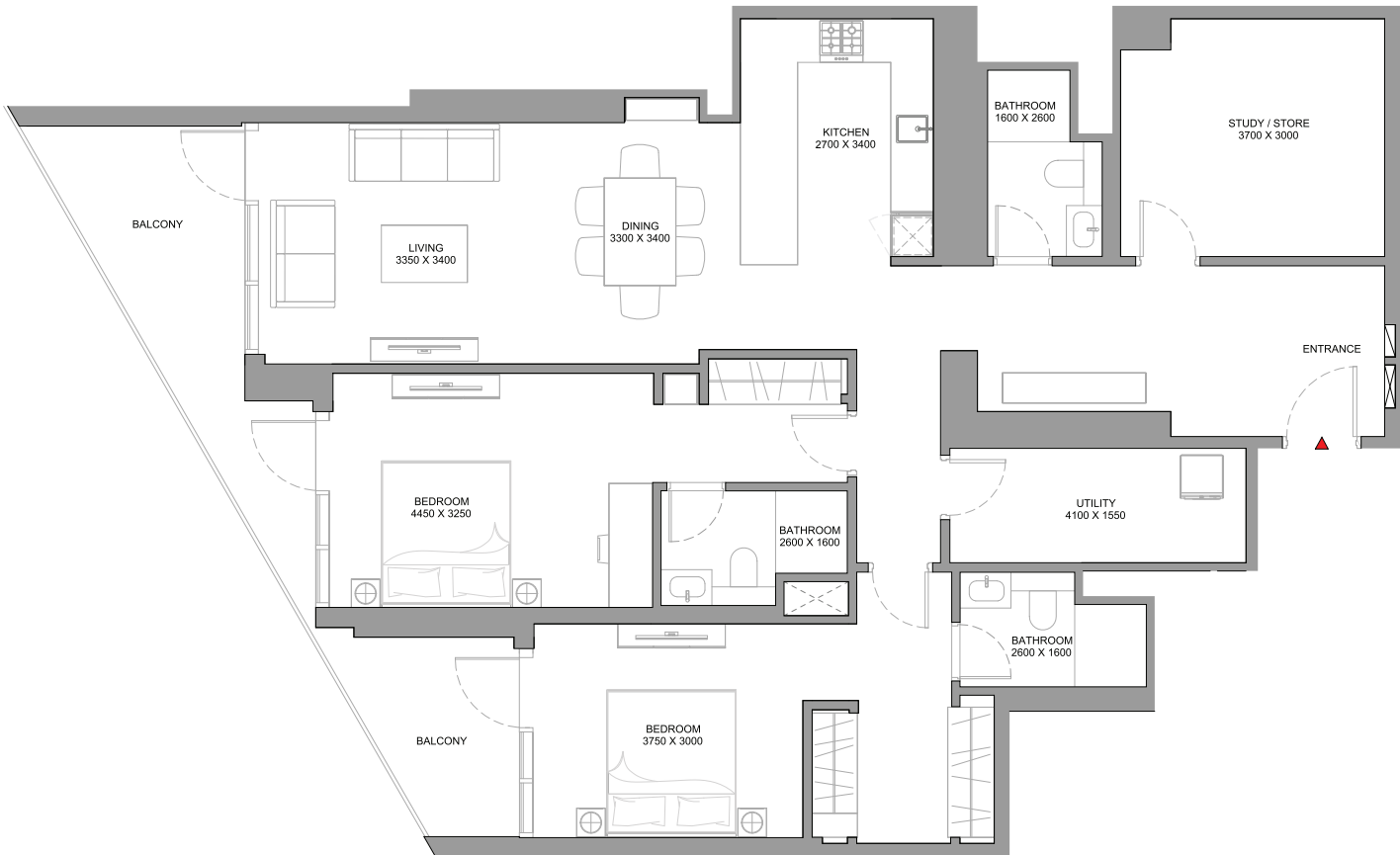
Community

C2406, C2506, C2606, C2706, C2806, C2906, C3006, C3106, C3206, C3306, C3406, C3506, C3606, C3706, C3806, C3906, C4006, C4106, C4206

Disclaimer: 1. All dimensions are in metric, measured to wall. 2. All dimensions & drawings are approximate. 3. Actual area may vary from the stated area. 4. Drawing are not to scale. 5. Layout representation and images are for illustrative purposes only and may not represent the actual size, features, specifications for kitchen fixtures, appliances, fittings, furniture or furnishings and facade. Actual products and details may vary. 6. The developer reserves the right to make revisions/ alterations, at its absolute discretion, without prior intimation or any liability whatsoever.

2.5 BEDROOM APARTMENT
TYPE A (with store room + balcony)

TOTAL SALEABLE AREA
SUITE = 1,504.47 SQ.FT.
BALCONY = 207.42 SQ.FT.
TOTAL = 1,711.89 SQ.FT.



List of unit numbers with this unit plan:

VIEWS

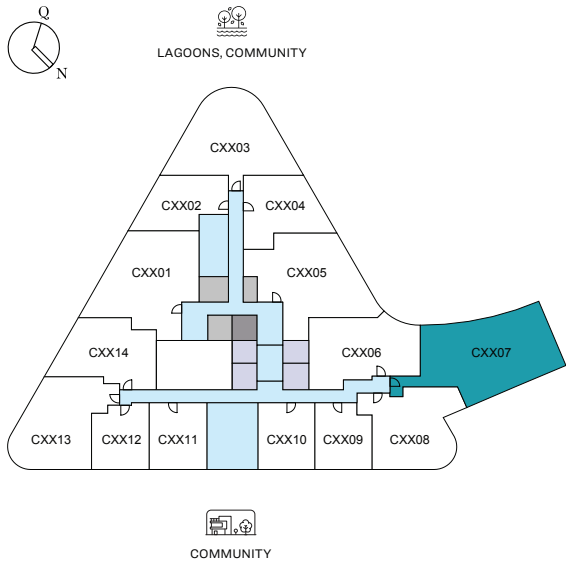
Community
C2406, C2506, C2606, C2706, C2806, C2906, C3006, C3106, C3206, C3306,
C3406, C3506, C3606, C3706, C3806, C3906, C4006, C4106, C4206

Disclaimer: 1. All dimensions are in metric, measured to wall. 2. All dimensions & drawings are approximate. 3. Actual area may vary from the stated area. 4. Drawing are not to scale. 5. Layout representation and images are for illustrative purposes only and may not represent the actual size, features, specifications for kitchen fixtures, appliances, fittings, furniture or furnishings and facade. Actual products and details may vary. 6. The developer reserves the right to make revisions/ alterations, at its absolute discretion, without prior intimation or any liability whatsoever.

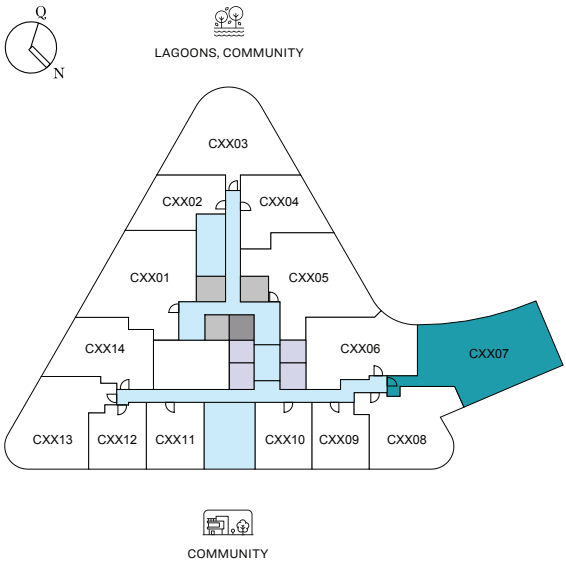
3 BEDROOM APARTMENT
TYPE A (with balcony)

TOTAL SALEABLE AREA
SUITE = 1,381.66 SQ.FT.
BALCONY = 108.18 SQ.FT.
TOTAL = 1,489.84 SQ.FT.

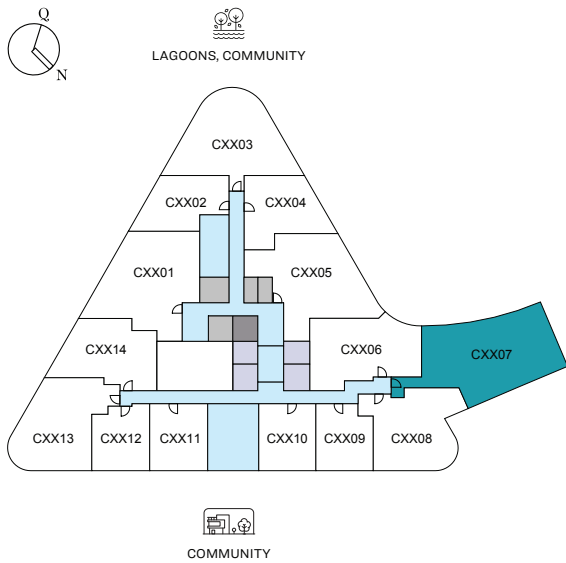
UNIT



LEVEL 08, 11-18, 20-21



LEVEL 09 & 19



LEVEL 10

List of unit numbers with this unit plan:

VIEWS

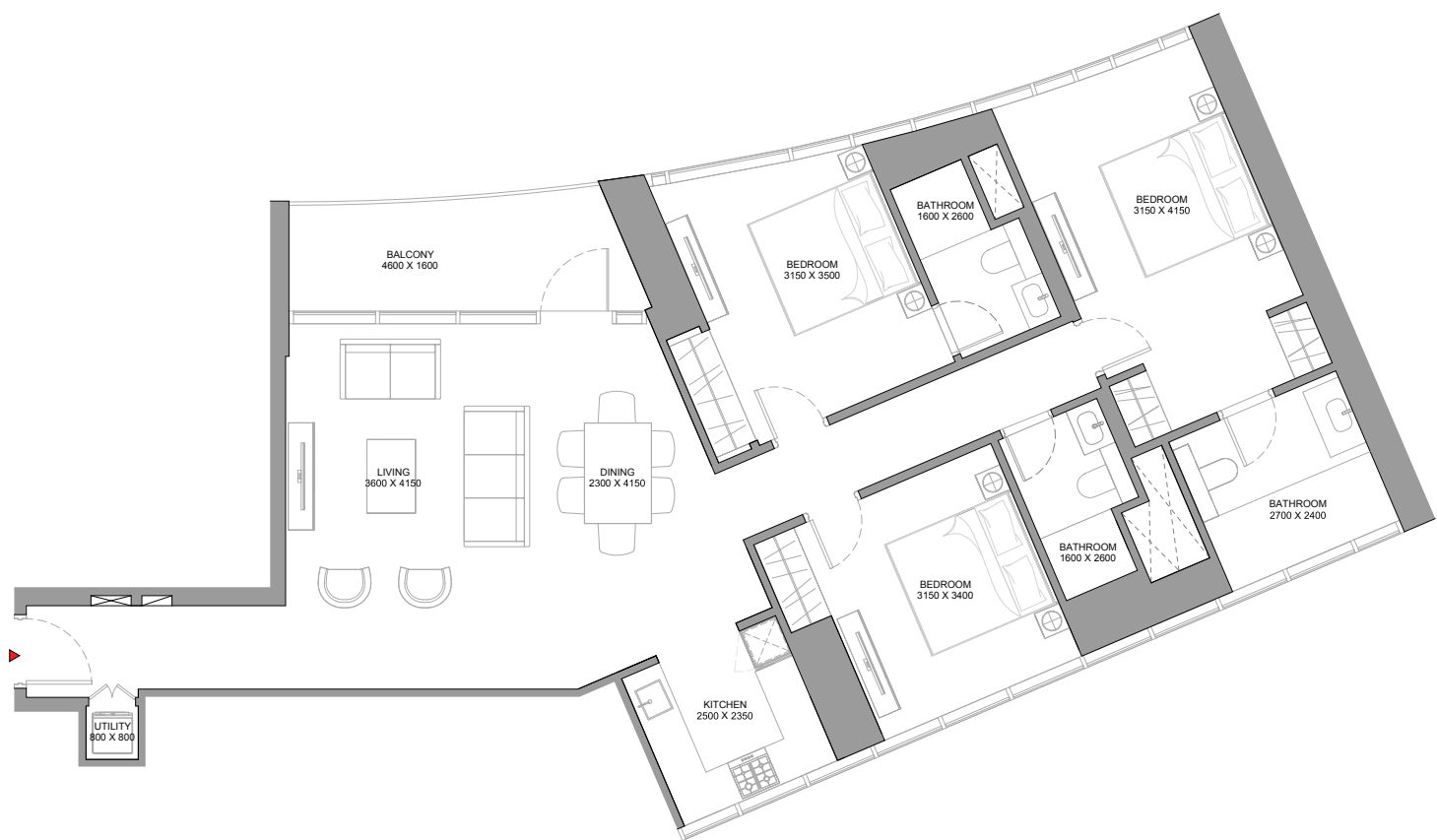
Dual Aspect View, Community, Lagoon, Amenities
C807, C907, C1007

Dual Aspect View, Community, Lagoon
C1107, C1207, C1307, C1407, C1507, C1607, C1707, C1807, C1907, C2007, C2107

Disclaimer: 1. All dimensions are in metric, measured to wall. 2. All dimensions & drawings are approximate. 3. Actual area may vary from the stated area. 4. Drawing are not to scale. 5. Layout representation and images are for illustrative purposes only and may not represent the actual size, features, specifications for kitchen fixtures, appliances, fittings, furniture or furnishings and facade. Actual products and details may vary. 6. The developer reserves the right to make revisions/ alterations, at its absolute discretion, without prior intimation or any liability whatsoever.

3 BEDROOM APARTMENT
TYPE A (with balcony)

TOTAL SALEABLE AREA
SUITE = 1,381.66 SQ.FT.
BALCONY = 108.18 SQ.FT.
TOTAL = 1,489.84 SQ.FT.



List of unit numbers with this unit plan:

VIEWS

Dual Aspect View, Community, Lagoon, Amenities
C807, C907, C1007

Dual Aspect View, Community, Lagoon
C1107, C1207, C1307, C1407, C1507, C1607, C1707, C1807, C1907, C2007, C2107

Disclaimer: 1. All dimensions are in metric, measured to wall. 2. All dimensions & drawings are approximate. 3. Actual area may vary from the stated area. 4. Drawing are not to scale. 5. Layout representation and images are for illustrative purposes only and may not represent the actual size, features, specifications for kitchen fixtures, appliances, fittings, furniture or furnishings and facade. Actual products and details may vary. 6. The developer reserves the right to make revisions/ alterations, at its absolute discretion, without prior intimation or any liability whatsoever.

SOBHA
REALTY

