



SKYSCAPE  
AURA

SOBHA HARTLAND II



S

SOBHA  
REALTY

# THE SOBHA WAY

Sobha Realty redefines the concept of luxury residential living with a repertoire of real estate projects across Dubai.

Pioneering the 'Backward Integration' model in real estate, Sobha Realty employs in-house mastery to create a unique offering of fine living that extends beyond customer's expectations.



# BACKWARD INTEGRATION

The foremost backward integrated company known in the world with all the key competencies and in-house resources to deliver a project from conceptualization to completion ensuring:

Timely Delivery Unmatched Quality



## ART OF THE DETAIL

At SOBHA, the 'Art of the Detail' is more than just a philosophy that permeates every aspect of their projects. Its meticulous attention to detail defines every project, crafting luxury living experiences that go beyond the ordinary.

From architectural precision to premium materials and innovative technologies, SOBHA's commitment to perfection ensures each property is a masterpiece of fine living.



# SOBHA HARTLAND II

## THE EPITOME OF LUXURY WATERFRONT LIVING

Sobha Hartland II is a testament to the phenomenal success of Sobha Hartland. It's a new luxury waterfront community of approximately 8 million square feet, near to Sobha Hartland. The best that the city has to offer. Sobha Hartland II is the legacy that will continue.



EVERY  
HORIZON  
TELLS A  
NEW STORY



INTRODUCING



S K Y S C A P E  
A U R A



# SKYSCAPE AURA

Introducing Skyscape Aura, the latest jewel of the crown. As the sequel to Skyscape Avenue, its unveiling heralds sophistication and grandeur. With its sleek design and commanding presence, Skyscape Aura captivates with unparalleled charm.

Welcome to the new era where every silhouette is infused with the spirit of architectural excellence.



# A VISUAL TREAT TO DAZZLE THE EYES

At Skyscape Aura, every glance is an ode to the harmony between the caresses of the lagoon and glamour of Dubai Downtown, a testament to the unparalleled beauty that graces the horizon.





# WHERE EVERY HUE SOOTHES THE SOUL

Each vantage point offers an unparalleled panorama, seamlessly blending the majesty of waterfront vistas. Gazing outwards, one is greeted by the tranquil expanse of the waterfront, where the gentle ripples of the water body mirror the hues of the sky, painting a picture of serene elegance.

# SPECTACULAR EXPANSE CURATED FOR YOU

Elegance finds its zenith at Skyscape Aura where elite residents revel in the allure of its exclusivity. Residents can choose from an array of 1, 1.5, 2, 2.5 and 3 bed homes, offering an extraordinary vantage point above the city skyline.



AT THE HEART  
OF LUXURY



# DISCOVER UNPARALLELED URBAN LUXURY

Skyscape Aura epitomizes urban luxury with its sleek design and premium finishes, setting new standards of sophistication.

From the opulent lobby to the serene waterfront terrace, every corner exudes unparalleled comfort and indulgence.

Experience waterfront living at its finest in the heart of the  
Sobha Hartland – II.





# EVERY HORIZON TELLS A NEW STORY

At Skyscape Aura, every horizon unveils a new chapter waiting to be explored. From the expansive windows of your residence, witness the captivating city skyline that stretches out before you. Marvel at iconic landmarks silhouetted against the changing colors of the sky, providing a dynamic backdrop that evolves throughout the day.



# A TESTAMENT TO THE VIBRANT PULSE OF THE CITY

The panoramic views encompass a tapestry of urban life, showcasing bustling streets, architectural wonders, and natural landscapes harmoniously integrated into the cityscape. Whether it's the glittering lights of downtown after sunset or the serene morning fog rolling over the horizon, each scene invites you to immerse yourself in the narrative of city living.



# EMBRACE THE SERENITY OF WATERFRONT LIVING

Luxury intertwines seamlessly with the serenity of waterfront living, offering a sanctuary where opulence meets tranquility. Embrace the gentle lull of waves and breathtaking views, enveloped in an ambiance of refined indulgence. Here, every moment is a symphony of luxury, echoing the serene rhythm of waterfront life.





# A SANCTUARY OF TRANQUIL WATERS AND ENDLESS HORIZONS

The views awaken a profound sense of serenity, where tranquil waters and endless horizons evoke a sublime calmness. Each vista whispers tales of peace, inviting the soul to bask in the gentle embrace of nature's tranquility. In this sanctuary of beauty, every gaze is a journey into the depths of serene bliss.

IMMERSE YOURSELF  
IN CELESTIAL LIVING,  
METICULOUSLY PERFECTED  
IN EVERY DETAIL






# LOCATION MAP



# MASTER PLAN



# SITE PLAN

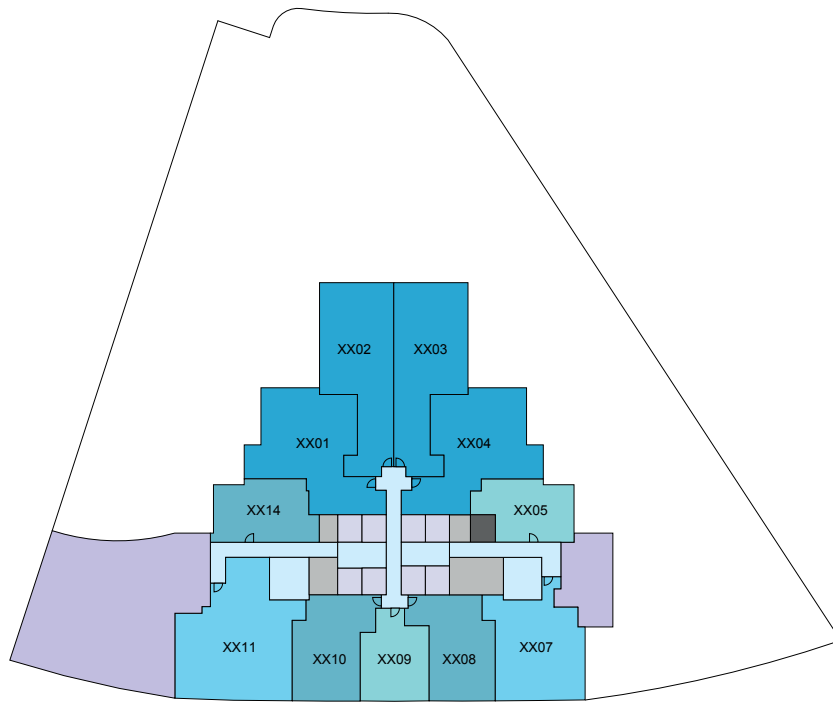
**TOWER C**  
FLOOR AND UNIT PLANS

# FLOOR PLAN LAYOUT

TOWER C - SKYSCAPE AURA



LAGOONS, COMMUNITY

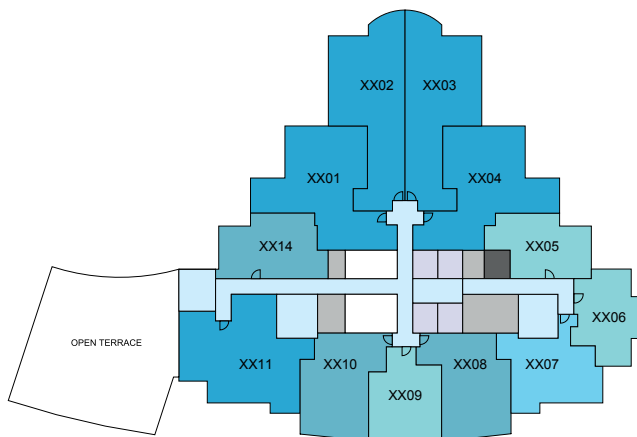


DUBAI SKYLINE

LEVEL 04



LAGOONS, COMMUNITY



DUBAI SKYLINE

LEVEL 05

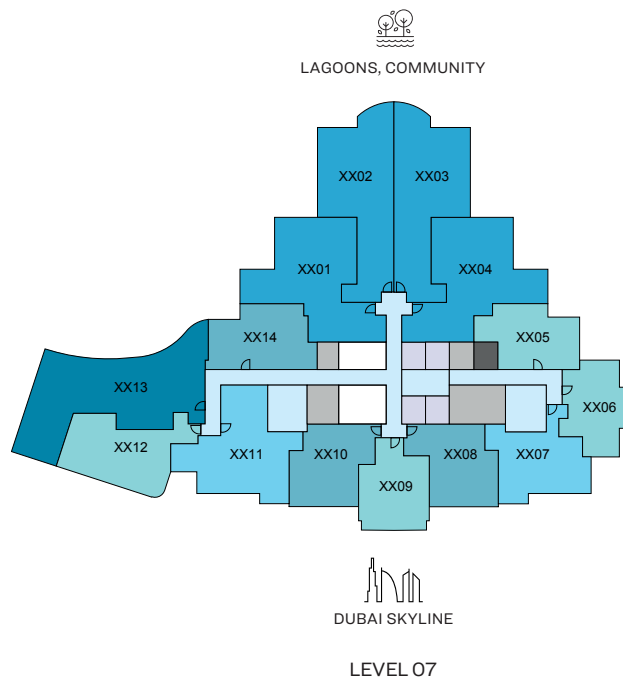
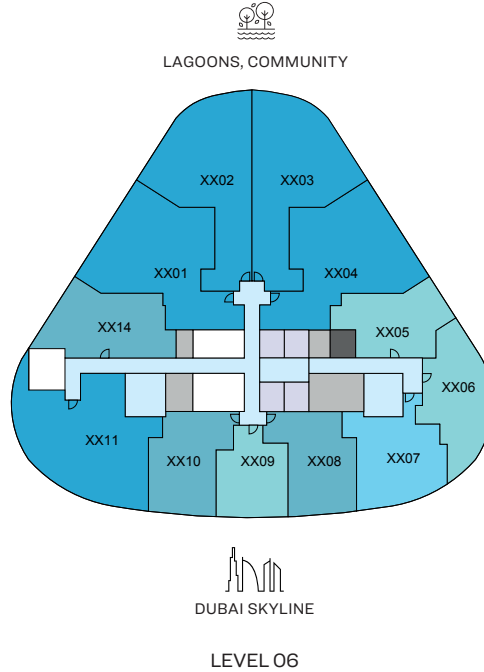
<span style="display: inline-block; width: 15px; height: 10px; background-color: #ADD8E6; border: 1px solid black;"></span> 1 BED UNIT	<span style="display: inline-block; width: 15px; height: 10px; background-color: #4682B4; border: 1px solid black;"></span> 2 BED UNIT	<span style="display: inline-block; width: 15px; height: 10px; background-color: #008080; border: 1px solid black;"></span> 3 BED UNIT	<span style="display: inline-block; width: 15px; height: 10px; background-color: #ADD8E6; border: 1px solid black;"></span> CIRCULATION	<span style="display: inline-block; width: 15px; height: 10px; background-color: #9370DB; border: 1px solid black;"></span> LIFTS
<span style="display: inline-block; width: 15px; height: 10px; background-color: #4682B4; border: 1px solid black;"></span> 1.5 BED UNIT	<span style="display: inline-block; width: 15px; height: 10px; background-color: #4682B4; border: 1px solid black;"></span> 2.5 BED UNIT		<span style="display: inline-block; width: 15px; height: 10px; background-color: #A9A9A9; border: 1px solid black;"></span> SERVICES	<span style="display: inline-block; width: 15px; height: 10px; background-color: #333; border: 1px solid black;"></span> GARBAGE ROOM

Disclaimer: 1. All dimensions are in metric, measured to wall finishes. 2. All materials, dimensions & drawings are approximate. 3. Information is subject to change without notice, at developer's absolute discretion. 4. Actual area may vary from the stated area. 5. Drawing are not to scale. 6. All images used are for illustrative purpose only and do not represent the actual size, features, specifications, fittings and furnishings. 7. The developer reserves the right to make revisions/ alterations, at its absolute discretion, without any liability whatsoever.



# FLOOR PLAN LAYOUT

TOWER C - SKYSCAPE AURA

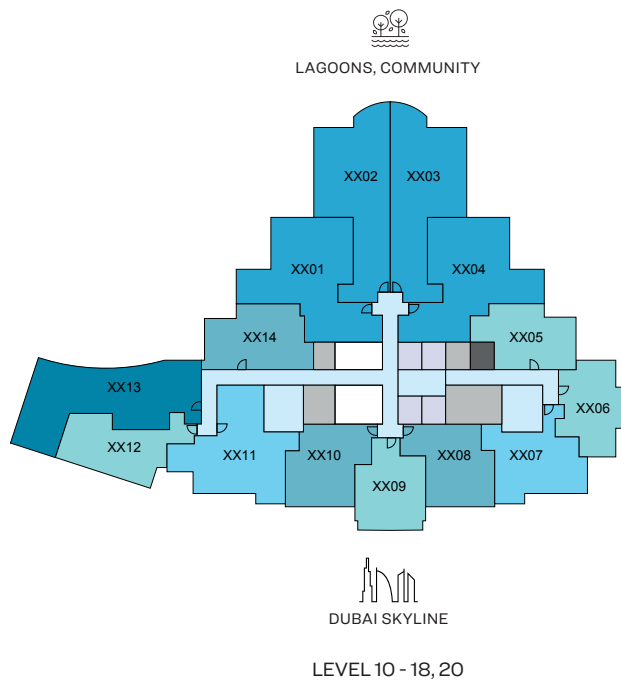
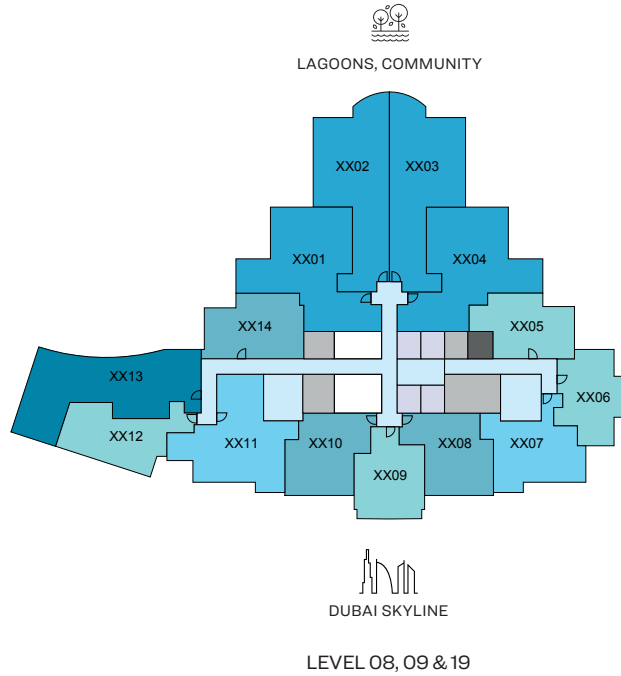


<span style="color: #4DB6AC;">■</span> 1 BED UNIT	<span style="color: #00BCD4;">■</span> 2 BED UNIT	<span style="color: #00838F;">■</span> 3 BED UNIT	<span style="color: #ADD8E6;">■</span> CIRCULATION	<span style="color: #C5CAE9;">■</span> LIFTS
<span style="color: #009688;">■</span> 1.5 BED UNIT	<span style="color: #00A0C0;">■</span> 2.5 BED UNIT		<span style="color: #9E9E9E;">■</span> SERVICES	<span style="color: #424242;">■</span> GARBAGE ROOM

Disclaimer: 1. All dimensions are in metric, measured to wall finishes. 2. All materials, dimensions & drawings are approximate. 3. Information is subject to change without notice, at developer's absolute discretion. 4. Actual area may vary from the stated area. 5. Drawing are not to scale. 6. All images used are for illustrative purpose only and do not represent the actual size, features, specifications, fittings and furnishings. 7. The developer reserves the right to make revisions/ alterations, at its absolute discretion, without any liability whatsoever.

# FLOOR PLAN LAYOUT

TOWER C - SKYSCAPE AURA

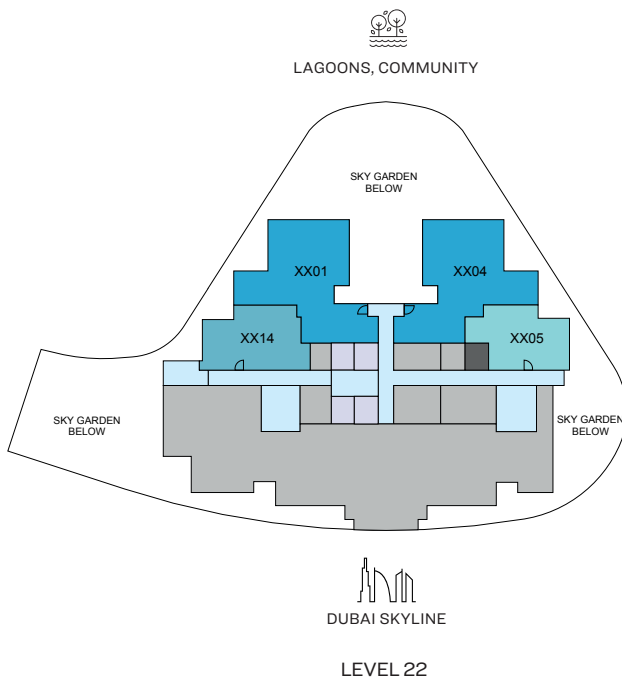
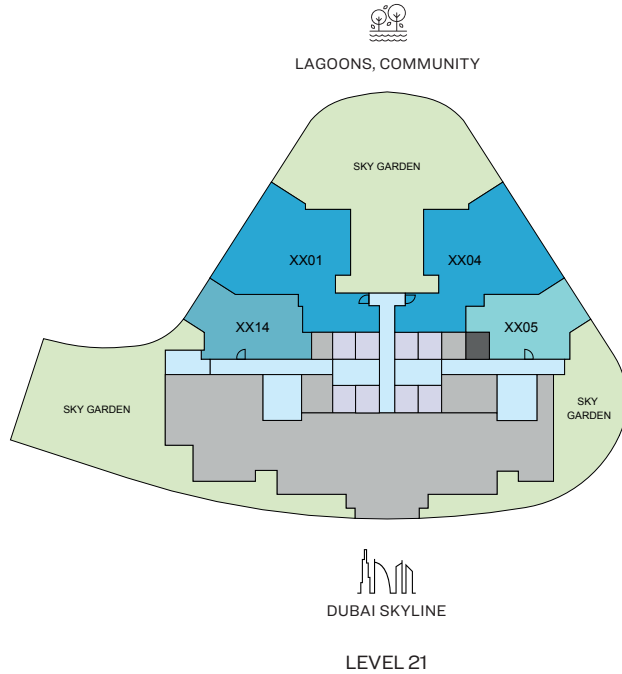


<span style="color: #4DB6AC;">■</span> 1 BED UNIT	<span style="color: #42A5C5;">■</span> 2 BED UNIT	<span style="color: #00838F;">■</span> 3 BED UNIT	<span style="color: #ADD8E6;">■</span> CIRCULATION	<span style="color: #A9A9A9;">■</span> LIFTS
<span style="color: #4DB6AC;">■</span> 1.5 BED UNIT	<span style="color: #00838F;">■</span> 2.5 BED UNIT		<span style="color: #808080;">■</span> SERVICES	<span style="color: #333333;">■</span> GARBAGE ROOM

Disclaimer: 1. All dimensions are in metric, measured to wall finishes. 2. All materials, dimensions & drawings are approximate. 3. Information is subject to change without notice, at developer's absolute discretion. 4. Actual area may vary from the stated area. 5. Drawing are not to scale. 6. All images used are for illustrative purpose only and do not represent the actual size, features, specifications, fittings and furnishings. 7. The developer reserves the right to make revisions/ alterations, at its absolute discretion, without any liability whatsoever.

# FLOOR PLAN LAYOUT

TOWER C - SKYSCAPE AURA



<span style="display: inline-block; width: 15px; height: 10px; background-color: #ADD8E6; border: 1px solid black;"></span> 1 BED UNIT	<span style="display: inline-block; width: 15px; height: 10px; background-color: #00B0F0; border: 1px solid black;"></span> 2 BED UNIT	<span style="display: inline-block; width: 15px; height: 10px; background-color: #008080; border: 1px solid black;"></span> 3 BED UNIT	<span style="display: inline-block; width: 15px; height: 10px; background-color: #ADD8E6; border: 1px solid black;"></span> CIRCULATION	<span style="display: inline-block; width: 15px; height: 10px; background-color: #D8BFD8; border: 1px solid black;"></span> LIFTS	<span style="display: inline-block; width: 15px; height: 10px; background-color: #90EE90; border: 1px solid black;"></span> SKY GARDEN
<span style="display: inline-block; width: 15px; height: 10px; background-color: #4682B4; border: 1px solid black;"></span> 1.5 BED UNIT	<span style="display: inline-block; width: 15px; height: 10px; background-color: #00CED1; border: 1px solid black;"></span> 2.5 BED UNIT		<span style="display: inline-block; width: 15px; height: 10px; background-color: #A9A9A9; border: 1px solid black;"></span> SERVICES	<span style="display: inline-block; width: 15px; height: 10px; background-color: #404040; border: 1px solid black;"></span> GARBAGE ROOM	

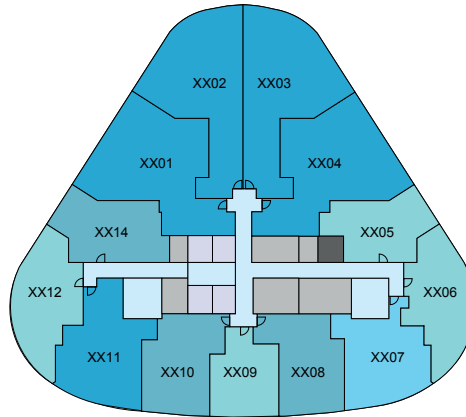
Disclaimer: 1. All dimensions are in metric, measured to wall finishes. 2. All materials, dimensions & drawings are approximate. 3. Information is subject to change without notice, at developer's absolute discretion. 4. Actual area may vary from the stated area. 5. Drawing are not to scale. 6. All images used are for illustrative purpose only and do not represent the actual size, features, specifications, fittings and furnishings. 7. The developer reserves the right to make revisions/ alterations, at its absolute discretion, without any liability whatsoever.

# FLOOR PLAN LAYOUT

TOWER C - SKYSCAPE AURA



LAGOONS, COMMUNITY

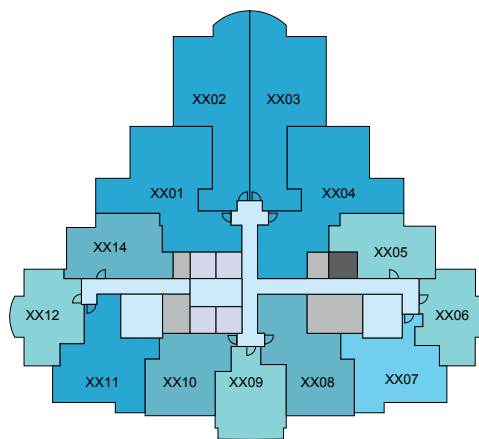


DUBAI SKYLINE

LEVEL 23



LAGOONS, COMMUNITY



DUBAI SKYLINE

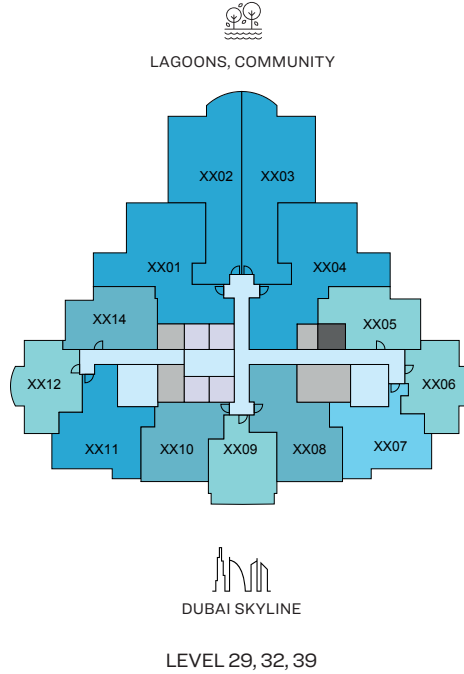
LEVEL 24 - 28, 30, 31, 33 - 38










<span style="color: #ADD8E6;">■</span> 1 BED UNIT	<span style="color: #4682B4;">■</span> 2 BED UNIT	<span style="color: #00008B;">■</span> 3 BED UNIT	<span style="color: #ADD8E6;">■</span> CIRCULATION	<span style="color: #9370DB;">■</span> LIFTS
<span style="color: #40E0D0;">■</span> 1.5 BED UNIT	<span style="color: #008080;">■</span> 2.5 BED UNIT		<span style="color: #A9A9A9;">■</span> SERVICES	<span style="color: #333333;">■</span> GARBAGE ROOM

Disclaimer: 1. All dimensions are in metric, measured to wall finishes. 2. All materials, dimensions & drawings are approximate. 3. Information is subject to change without notice, at developer's absolute discretion. 4. Actual area may vary from the stated area. 5. Drawing are not to scale. 6. All images used are for illustrative purpose only and do not represent the actual size, features, specifications, fittings and furnishings. 7. The developer reserves the right to make revisions/ alterations, at its absolute discretion, without any liability whatsoever.

# FLOOR PLAN LAYOUT

TOWER C - SKYSCAPE AURA



- |  |  |  |   |   |
|--|--|--|---|---|
|  1 BED UNIT   |  2 BED UNIT   |  3 BED UNIT |  CIRCULATION |  LIFTS        |
|  1.5 BED UNIT |  2.5 BED UNIT |  |  SERVICES    |  GARBAGE ROOM |

Disclaimer: 1. All dimensions are in metric, measured to wall finishes. 2. All materials, dimensions & drawings are approximate. 3. Information is subject to change without notice, at developer's absolute discretion. 4. Actual area may vary from the stated area. 5. Drawing are not to scale. 6. All images used are for illustrative purpose only and do not represent the actual size, features, specifications, fittings and furnishings. 7. The developer reserves the right to make revisions/ alterations, at its absolute discretion, without any liability whatsoever.

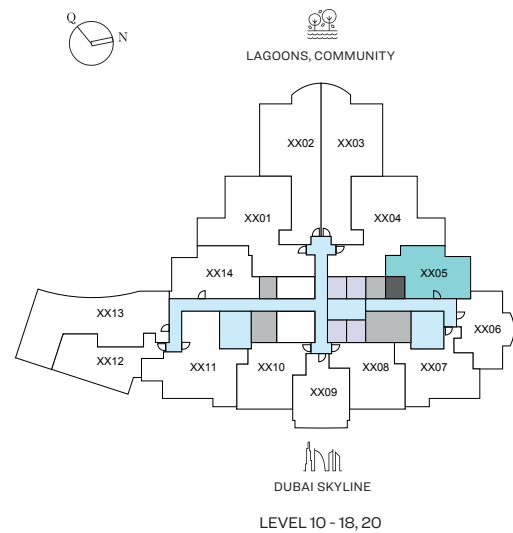
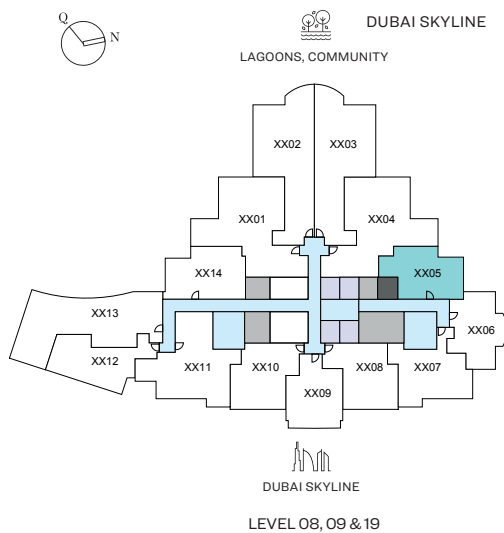
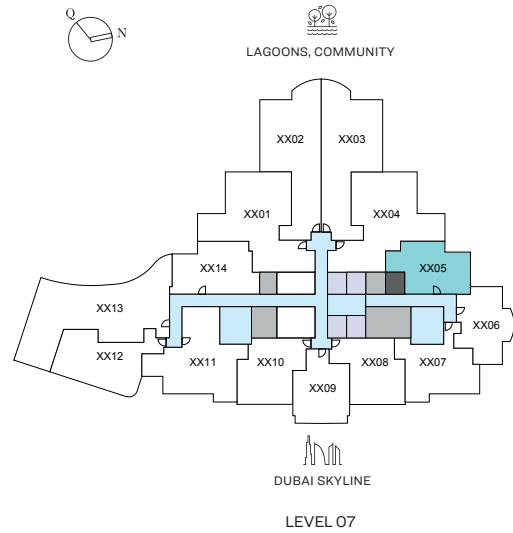
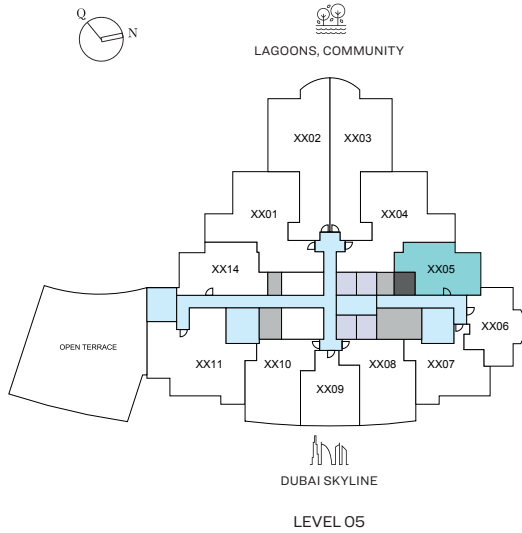
# 1 BEDROOM APARTMENT

TYPE A (with powder room + balcony)

## TOTAL SALEABLE AREA

SUITE RANGE = 683.62 SQ.FT. - 683.72 SQ.FT.  
 BALCONY RANGE = 61.25 SQ.FT. - 61.68 SQ.FT.  
 TOTAL RANGE = 744.87 SQ.FT. - 745.30 SQ.FT.

UNIT



List of unit numbers with this unit plan:

## VIEWS

### Community, Lagoon, Amenities

C505, C705, C805, C905, C1005, C1105, C1205, C1305, C1405, C1505, C1605, C1705, C1805, C1905, C2005

### Community, Lagoon

C2205, C2405, C2505, C2605, C2705, C2805, C2905, C3005, C3105, C3205, C3305, C3405

### Community, Lagoon, Downtown, Creek

C3505, C3605, C3705, C3805, C3905

Disclaimer: 1. All dimensions are in metric, measured to wall finishes. 2. All materials, dimensions & drawings are approximate. 3. Information is subject to change without notice, at developer's absolute discretion. 4. Actual area may vary from the stated area. 5. Drawing are not to scale. 6. All images used are for illustrative purpose only and do not represent the actual size, features, specifications, fittings and furnishings. 7. The developer reserves the right to make revisions/ alterations, at its absolute discretion, without any liability whatsoever.

# 1 BEDROOM APARTMENT

TYPE A (with powder room + balcony)

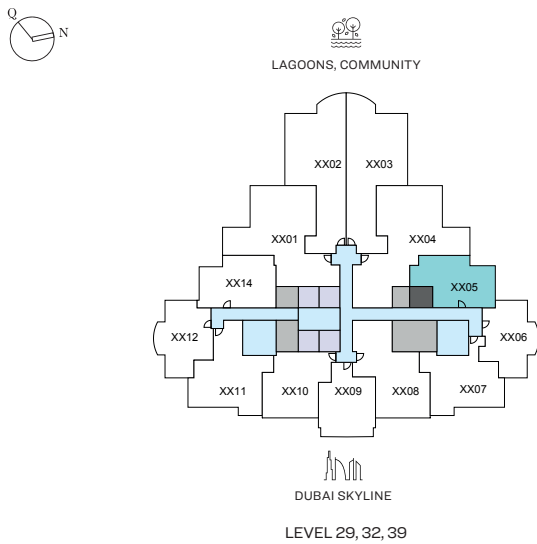
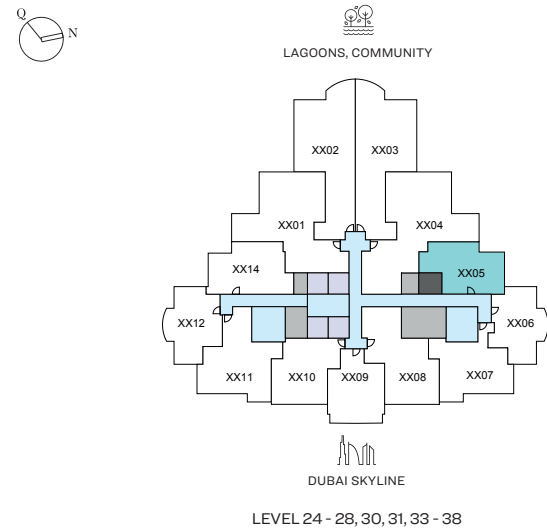
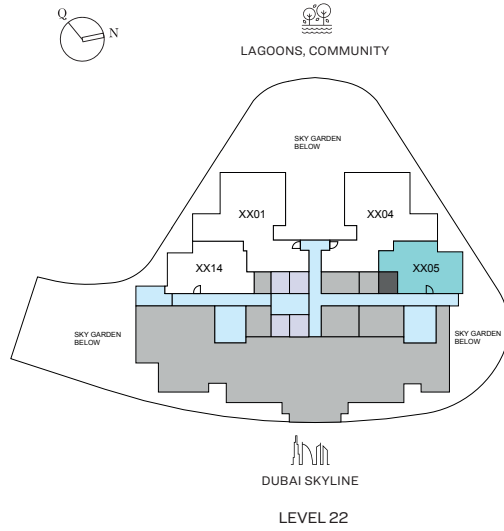
## TOTAL SALEABLE AREA

SUITE RANGE = 683.62 SQ.FT. - 683.72 SQ.FT.

BALCONY RANGE = 61.25 SQ.FT. - 61.68 SQ.FT.

TOTAL RANGE = 744.87 SQ.FT. - 745.30 SQ.FT.

UNIT



List of unit numbers with this unit plan:

## VIEWS

### Community, Lagoon, Amenities

C505, C705, C805, C905, C1005, C1105, C1205, C1305, C1405, C1505, C1605, C1705, C1805, C1905, C2005

### Community, Lagoon

C2205, C2405, C2505, C2605, C2705, C2805, C2905, C3005, C3105, C3205, C3305, C3405

### Community, Lagoon, Downtown, Creek

C3505, C3605, C3705, C3805, C3905

Disclaimer: 1. All dimensions are in metric, measured to wall finishes. 2. All materials, dimensions & drawings are approximate. 3. Information is subject to change without notice, at developer's absolute discretion. 4. Actual area may vary from the stated area. 5. Drawing are not to scale. 6. All images used are for illustrative purpose only and do not represent the actual size, features, specifications, fittings and furnishings. 7. The developer reserves the right to make revisions/ alterations, at its absolute discretion, without any liability whatsoever.

# 1 BEDROOM APARTMENT

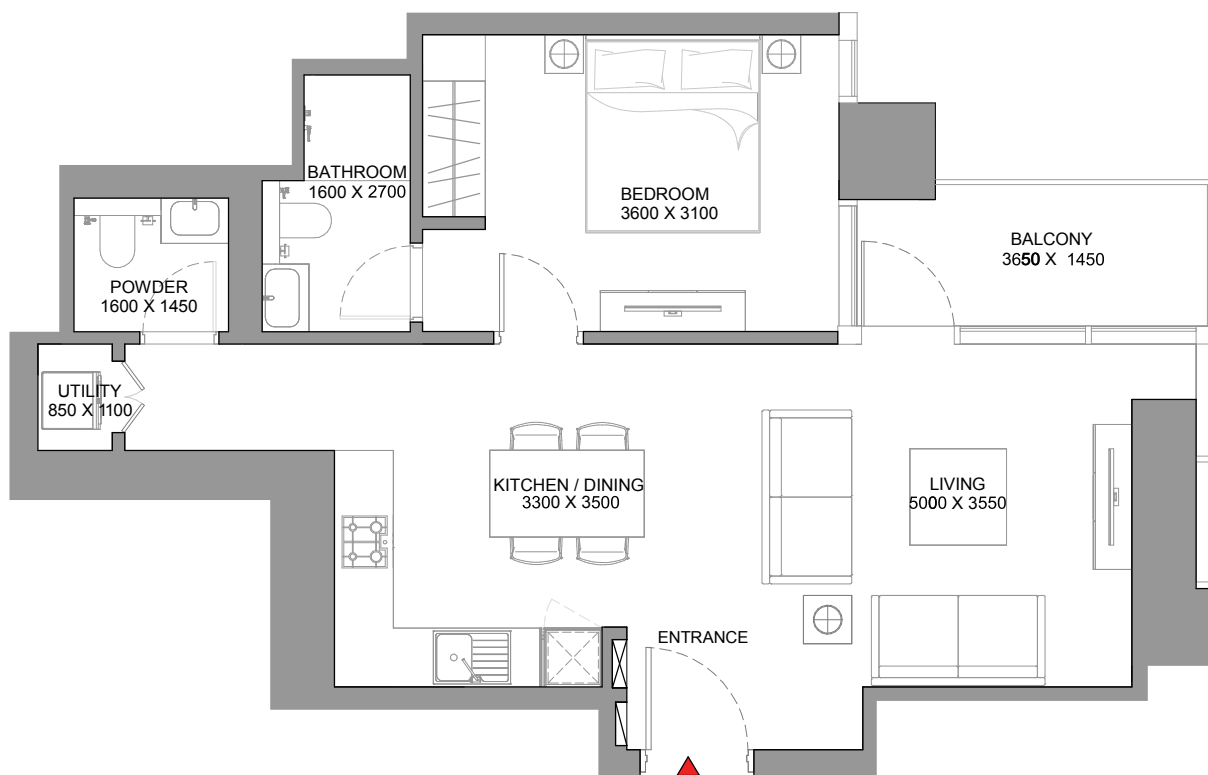
TYPE A (with powder room + balcony)

## TOTAL SALEABLE AREA

SUITE RANGE = 683.62 SQ.FT. - 683.72 SQ.FT.

BALCONY RANGE = 61.25 SQ.FT. - 61.68 SQ.FT.

TOTAL RANGE = 744.87 SQ.FT. - 745.30 SQ.FT.



List of unit numbers with this unit plan:

## VIEWS

Community, Lagoon, Amenities

C505, C705, C805, C905, C1005, C1105, C1205, C1305, C1405, C1505, C1605, C1705, C1805, C1905, C2005

Community, Lagoon

C2205, C2405, C2505, C2605, C2705, C2805, C2905, C3005, C3105, C3205, C3305, C3405

Community, Lagoon, Downtown, Creek

C3505, C3605, C3705, C3805, C3905





# 1 BEDROOM APARTMENT

TYPE A (with powder room + yard) VARIANT 1

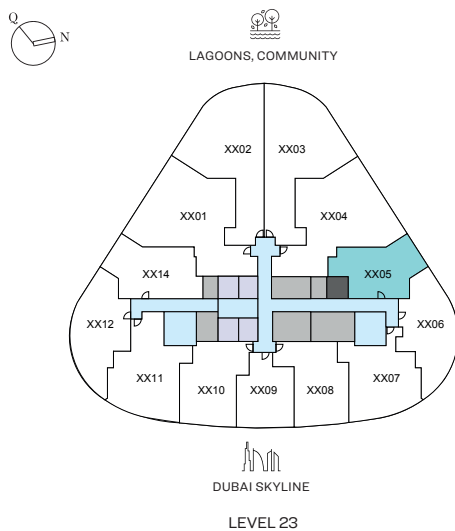
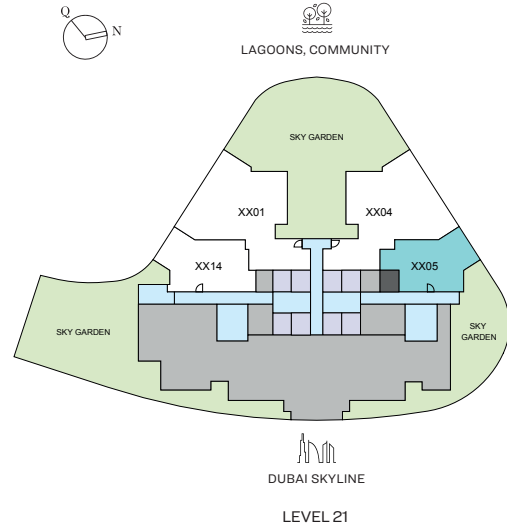
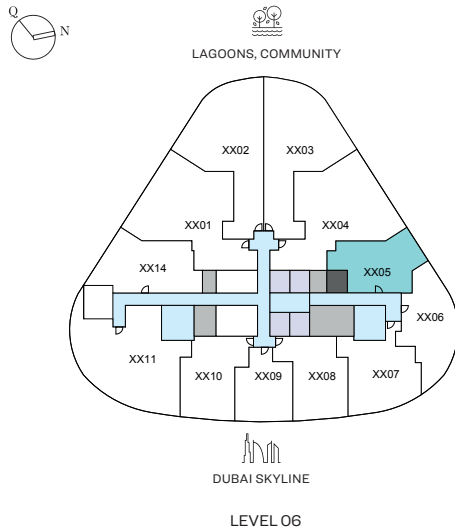
**TOTAL SALEABLE AREA**

SUITE = 683.72 SQ.FT.

YARD RANGE = 234.22 SQ.FT. - 234.33 SQ.FT.

TOTAL RANGE = 917.94 SQ.FT. - 918.05 SQ.FT.

 UNIT



List of unit numbers with this unit plan:

## VIEWS

Community, Lagoon, Amenities

C605

Community, Lagoon

C2105, C2305

Disclaimer: 1. All dimensions are in metric, measured to wall finishes. 2. All materials, dimensions & drawings are approximate. 3. Information is subject to change without notice, at developer's absolute discretion. 4. Actual area may vary from the stated area. 5. Drawing are not to scale. 6. All images used are for illustrative purpose only and do not represent the actual size, features, specifications, fittings and furnishings. 7. The developer reserves the right to make revisions/ alterations, at its absolute discretion, without any liability whatsoever.

# 1 BEDROOM APARTMENT

TYPE A (with powder room + yard) VARIANT 1

## TOTAL SALEABLE AREA

SUITE = 683.72 SQ.FT.

YARD RANGE = 234.22 SQ.FT. - 234.33 SQ.FT.

TOTAL RANGE = 917.94 SQ.FT. - 918.05 SQ.FT.



List of unit numbers with this unit plan:

## VIEWS

Community, Lagoon, Amenities

C605

Community, Lagoon

C2105, C2305



# 1 BEDROOM APARTMENT

TYPE A (with powder room + yard) VARIANT 2

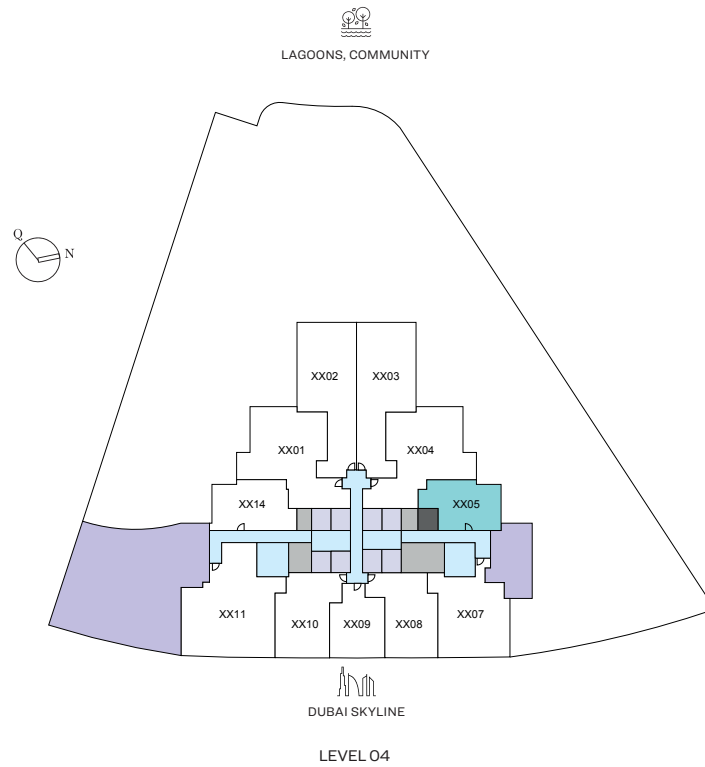
**TOTAL SALEABLE AREA**

SUITE = 683.72 SQ.FT.

YARD RANGE = 89.56 SQ.FT.

TOTAL RANGE = 773.28 SQ.FT.

 UNIT



List of unit numbers with this unit plan:

## VIEWS

Community, Lagoon, Amenities

C405

Disclaimer: 1. All dimensions are in metric, measured to wall finishes. 2. All materials, dimensions & drawings are approximate. 3. Information is subject to change without notice, at developer's absolute discretion. 4. Actual area may vary from the stated area. 5. Drawing are not to scale. 6. All images used are for illustrative purpose only and do not represent the actual size, features, specifications, fittings and furnishings. 7. The developer reserves the right to make revisions/ alterations, at its absolute discretion, without any liability whatsoever.

# 1 BEDROOM APARTMENT

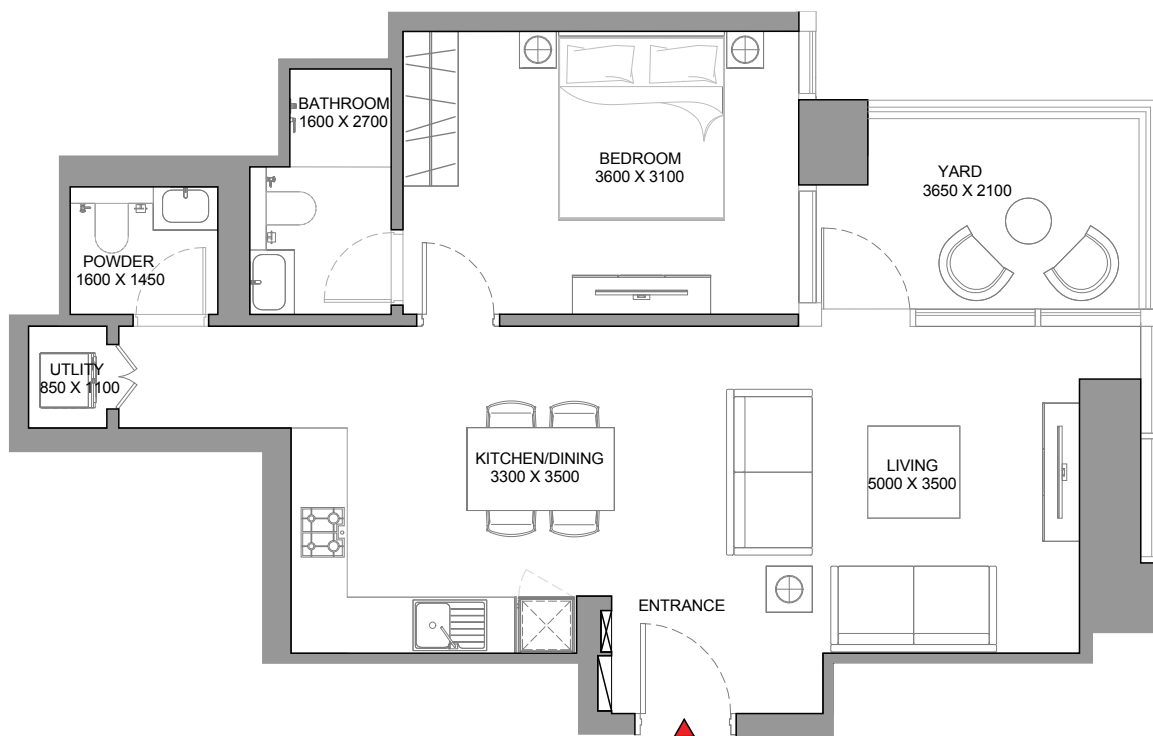
TYPE A (with powder room + yard) VARIANT 2

## TOTAL SALEABLE AREA

SUITE = 683.72 SQ.FT.

YARD RANGE = 89.56 SQ.FT.

TOTAL RANGE = 773.28 SQ.FT.



List of unit numbers with this unit plan:

## VIEWS

Community, Lagoon, Amenities

C405

Disclaimer: 1. All dimensions are in metric, measured to wall finishes. 2. All materials, dimensions & drawings are approximate. 3. Information is subject to change without notice, at developer's absolute discretion. 4. Actual area may vary from the stated area. 5. Drawing are not to scale. 6. All images used are for illustrative purpose only and do not represent the actual size, features, specifications, fittings and furnishings. 7. The developer reserves the right to make revisions/ alterations, at its absolute discretion, without any liability whatsoever.



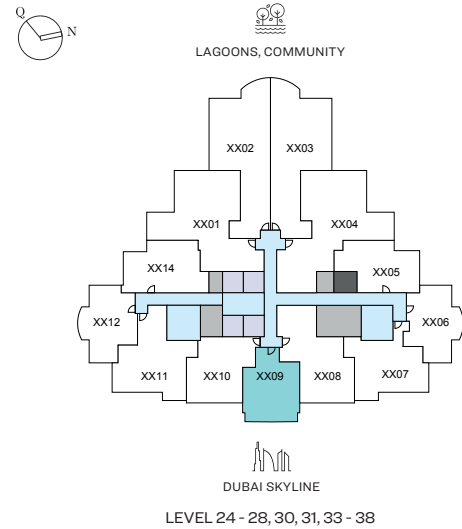
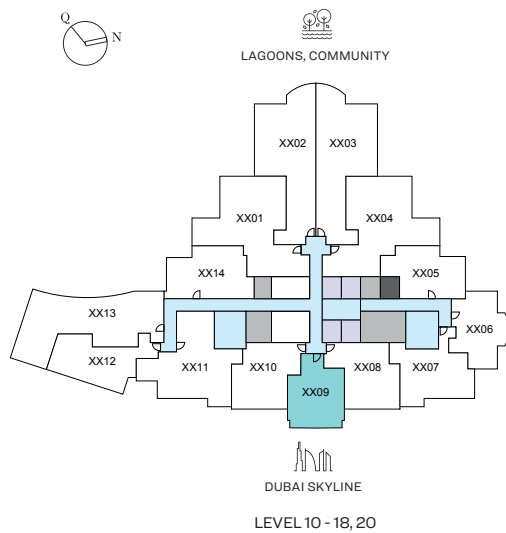
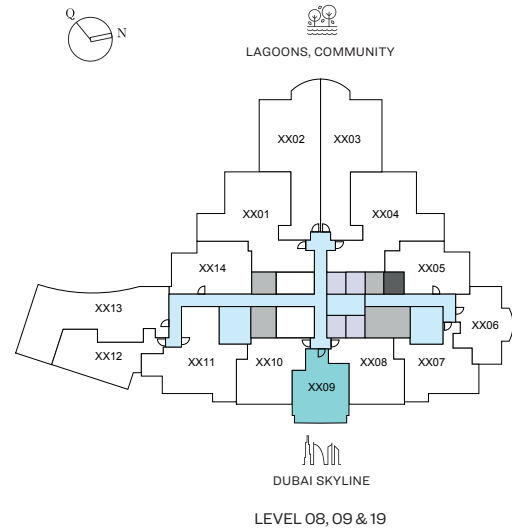
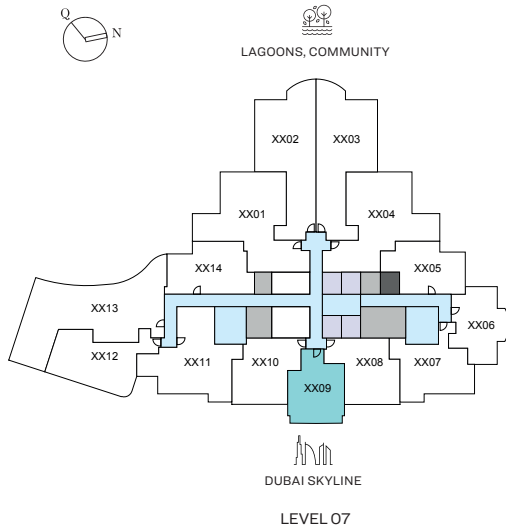
# 1 BEDROOM APARTMENT

TYPE B (with powder room + balcony)

## TOTAL SALEABLE AREA

SUITE = 640.67SQ.FT.  
BALCONY RANGE = 148.22 SQ.FT. - 154.03 SQ.FT.  
TOTAL RANGE = 788.89 SQ.FT. - 794.70 SQ.FT.

UNIT



List of unit numbers with this unit plan:

## VIEWS

### Dubai Skyline

C709, C809, C909, C1009, C1109, C1209, C1309, C1409, C1509, C1609, C1709, C1809, C1909, C2009, C2409, C2509, C2609, C2709, C2809, C2909, C3009, C3109, C3209, C3309, C3409, C3509, C3609, C3709, C3809, C3909

Disclaimer: 1. All dimensions are in metric, measured to wall finishes. 2. All materials, dimensions & drawings are approximate. 3. Information is subject to change without notice, at developer's absolute discretion. 4. Actual area may vary from the stated area. 5. Drawing are not to scale. 6. All images used are for illustrative purpose only and do not represent the actual size, features, specifications, fittings and furnishings. 7. The developer reserves the right to make revisions/ alterations, at its absolute discretion, without any liability whatsoever.

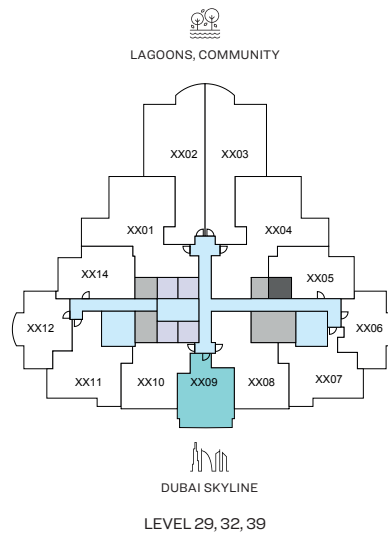
# 1 BEDROOM APARTMENT

TYPE B (with powder room + balcony)

## TOTAL SALEABLE AREA

SUITE = 640.67SQ.FT.  
BALCONY RANGE = 148.22 SQ.FT. - 154.03 SQ.FT.  
TOTAL RANGE = 788.89 SQ.FT. - 794.70 SQ.FT.

UNIT



List of unit numbers with this unit plan:

## VIEWS

### Dubai Skyline

C709, C809, C909, C1009, C1109, C1209, C1309, C1409, C1509, C1609, C1709, C1809, C1909, C2009, C2409, C2509, C2609, C2709, C2809, C2909, C3009, C3109, C3209, C3309, C3409, C3509, C3609, C3709, C3809, C3909

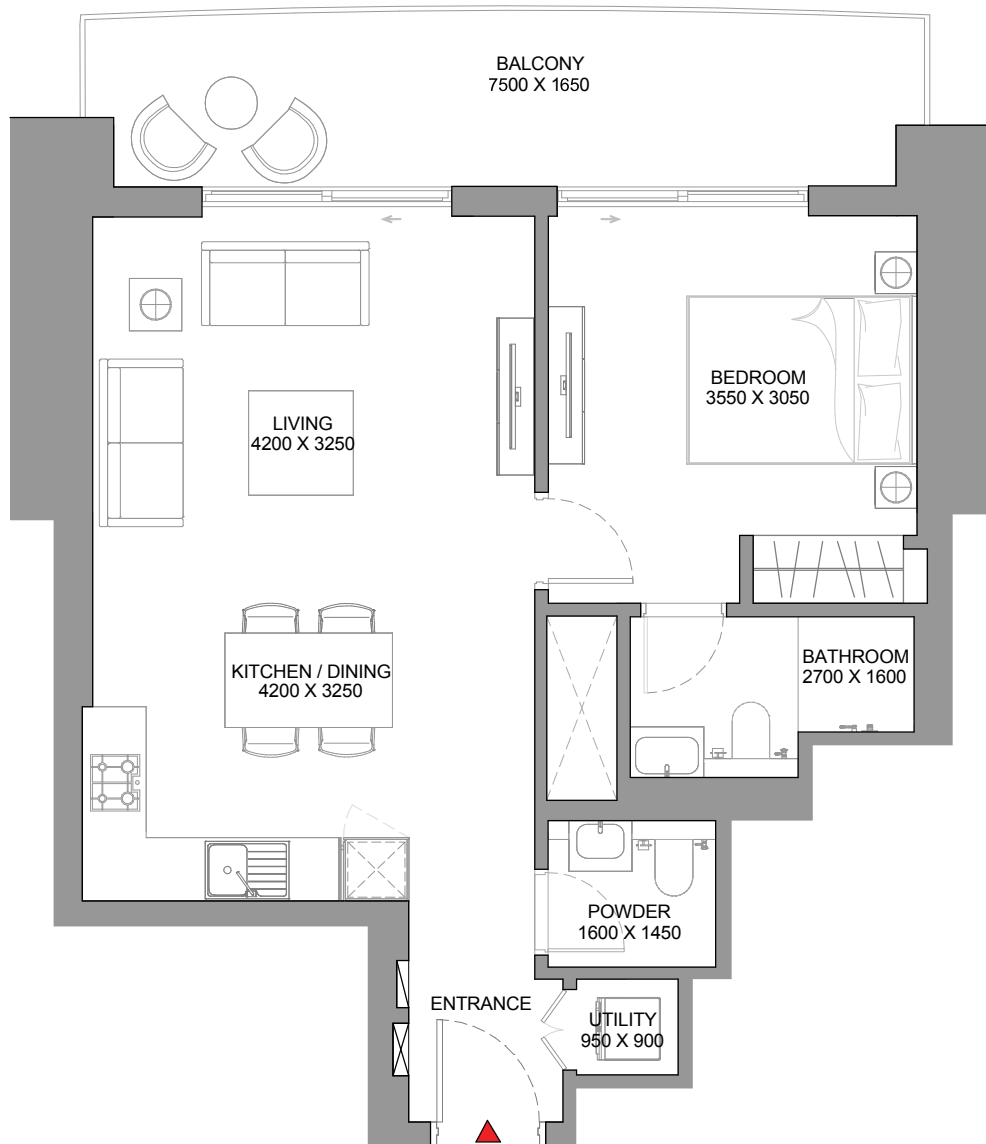
Disclaimer: 1. All dimensions are in metric, measured to wall finishes. 2. All materials, dimensions & drawings are approximate. 3. Information is subject to change without notice, at developer's absolute discretion. 4. Actual area may vary from the stated area. 5. Drawing are not to scale. 6. All images used are for illustrative purpose only and do not represent the actual size, features, specifications, fittings and furnishings. 7. The developer reserves the right to make revisions/ alterations, at its absolute discretion, without any liability whatsoever.

# 1 BEDROOM APARTMENT

TYPE B (with powder room + balcony)

**TOTAL SALEABLE AREA**

SUITE = 640.67SQ.FT.  
BALCONY RANGE = 148.22 SQ.FT. - 154.03 SQ.FT.  
TOTAL RANGE = 788.89 SQ.FT. - 794.70 SQ.FT.



List of unit numbers with this unit plan:

## VIEWS

Dubai Skyline

C709, C809, C909, C1009, C1109, C1209, C1309, C1409, C1509, C1609, C1709, C1809, C1909, C2009, C2409, C2509, C2609, C2709, C2809, C2909, C3009, C3109, C3209, C3309, C3409, C3509, C3609, C3709, C3809, C3909

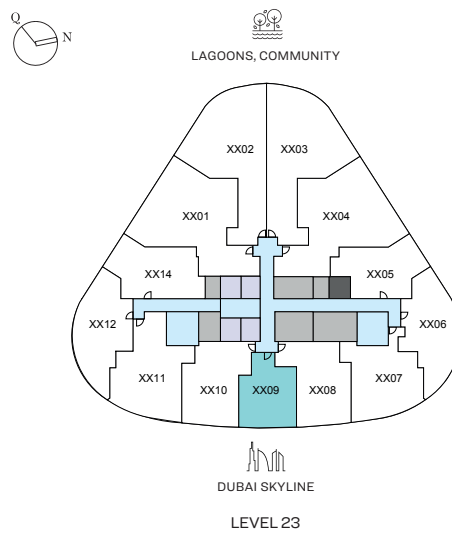
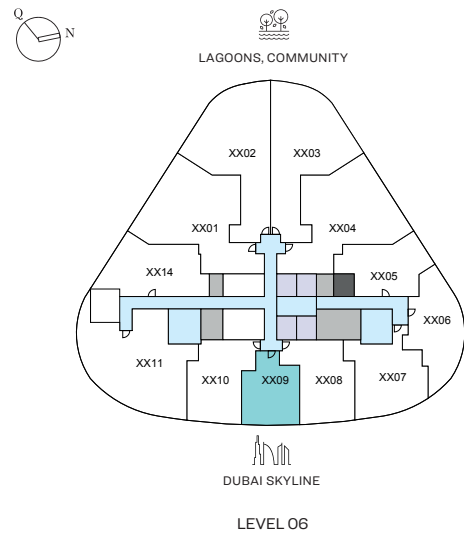
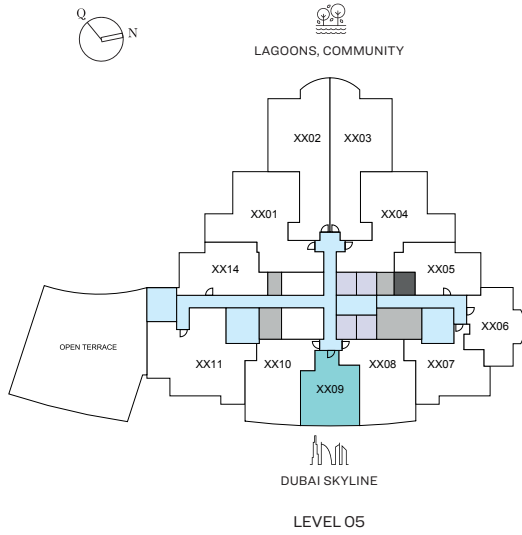
Disclaimer: 1. All dimensions are in metric, measured to wall finishes. 2. All materials, dimensions & drawings are approximate. 3. Information is subject to change without notice, at developer's absolute discretion. 4. Actual area may vary from the stated area. 5. Drawing are not to scale. 6. All images used are for illustrative purpose only and do not represent the actual size, features, specifications, fittings and furnishings. 7. The developer reserves the right to make revisions/ alterations, at its absolute discretion, without any liability whatsoever.

# 1 BEDROOM APARTMENT

## TYPE B (with powder room + yard) VARIANT 1

**TOTAL SALEABLE AREA**  
 SUITE = 640.67 SQ.FT.  
 YARD = 176.10 SQ.FT.  
 TOTAL RANGE = 816.77 SQ.FT.

UNIT



List of unit numbers with this unit plan:

### VIEWS

Dubai Skyline  
 C509, C609, C2309



# 1 BEDROOM APARTMENT

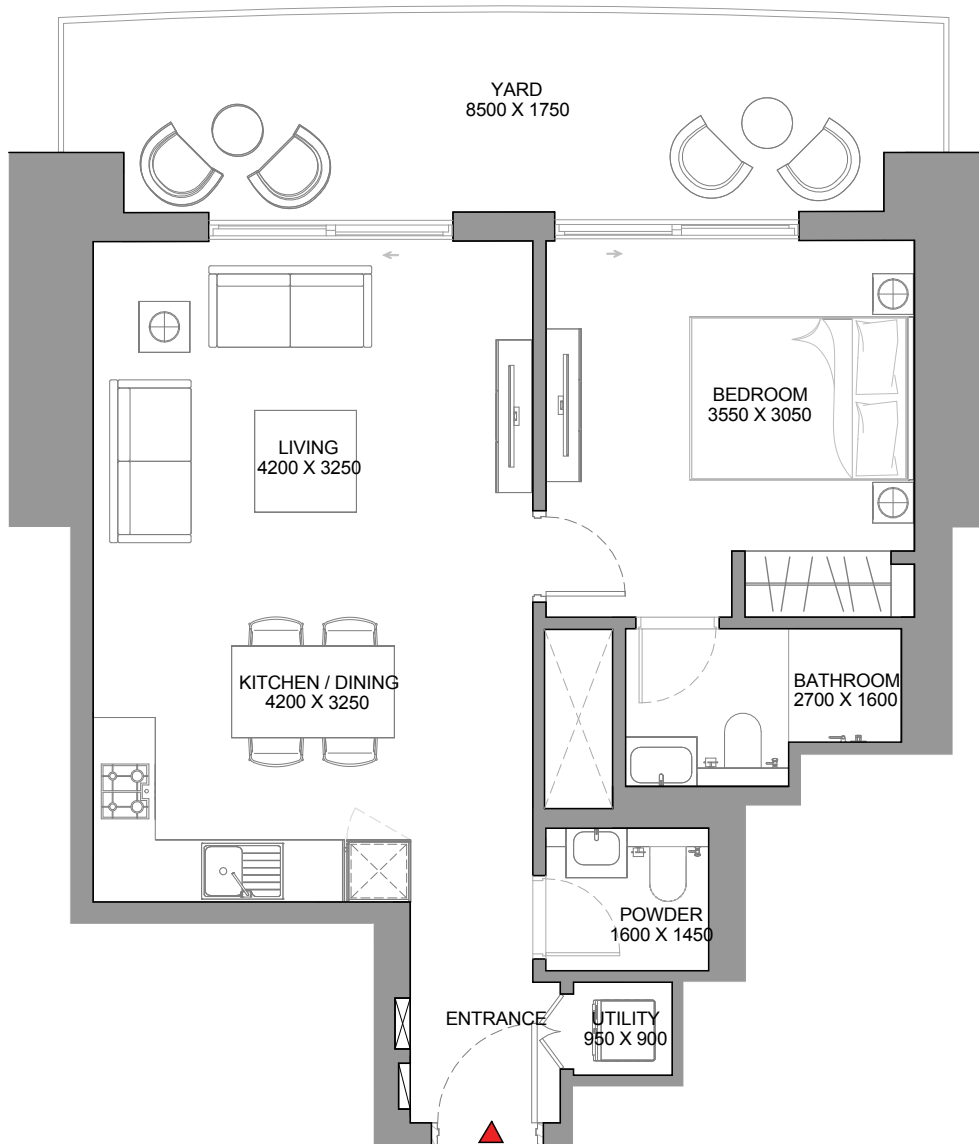
TYPE B (with powder room + yard) VARIANT 1

## TOTAL SALEABLE AREA

SUITE = 640.67 SQ.FT.

YARD = 176.10 SQ.FT.

TOTAL RANGE = 816.77 SQ.FT.



List of unit numbers with this unit plan:

## VIEWS

Dubai Skyline  
C509, C609, C2309

Disclaimer: 1. All dimensions are in metric, measured to wall finishes. 2. All materials, dimensions & drawings are approximate. 3. Information is subject to change without notice, at developer's absolute discretion. 4. Actual area may vary from the stated area. 5. Drawing are not to scale. 6. All images used are for illustrative purpose only and do not represent the actual size, features, specifications, fittings and furnishings. 7. The developer reserves the right to make revisions/ alterations, at its absolute discretion, without any liability whatsoever.

# 1 BEDROOM APARTMENT

TYPE B (with powder room + yard) VARIANT 2

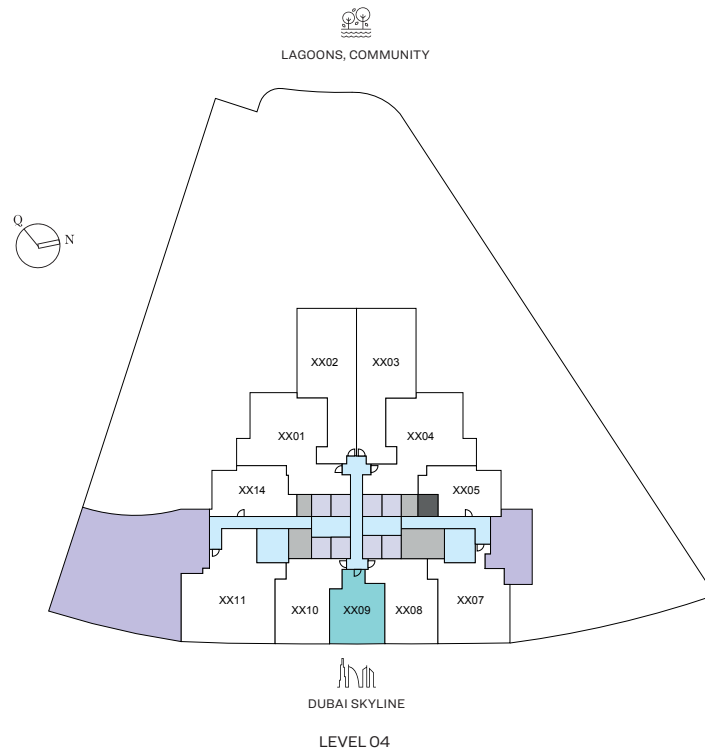
## TOTAL SALEABLE AREA

SUITE = 640.67 SQ.FT.

YARD = 196.98 SQ.FT.

TOTAL RANGE = 837.65 SQ.FT.

 UNIT



List of unit numbers with this unit plan:

## VIEWS

Dubai Skyline  
C409

Disclaimer: 1. All dimensions are in metric, measured to wall finishes. 2. All materials, dimensions & drawings are approximate. 3. Information is subject to change without notice, at developer's absolute discretion. 4. Actual area may vary from the stated area. 5. Drawing are not to scale. 6. All images used are for illustrative purpose only and do not represent the actual size, features, specifications, fittings and furnishings. 7. The developer reserves the right to make revisions/ alterations, at its absolute discretion, without any liability whatsoever.

# 1 BEDROOM APARTMENT

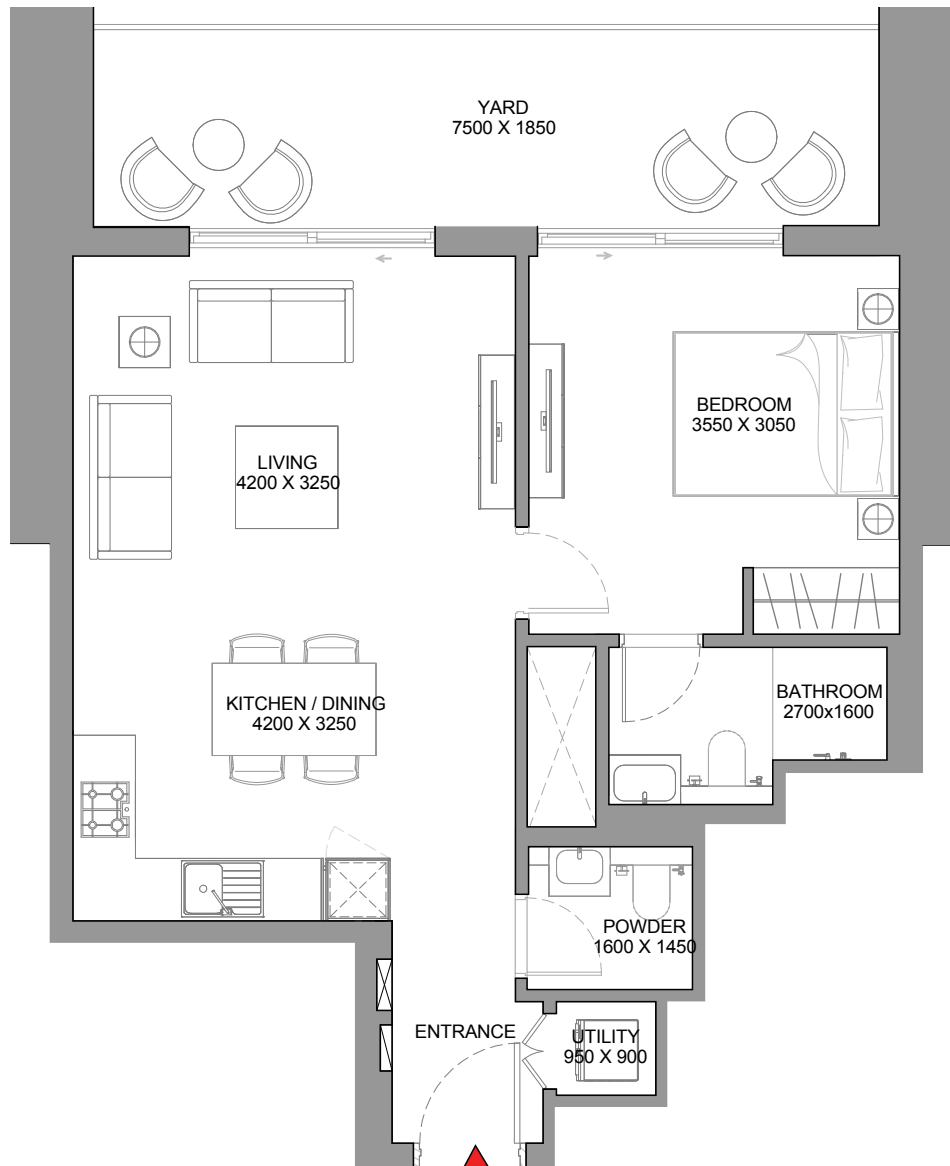
TYPE B (with powder room + yard) VARIANT 2

## TOTAL SALEABLE AREA

SUITE = 640.67 SQ.FT.

YARD = 196.98 SQ.FT.

TOTAL RANGE = 837.65 SQ.FT.



List of unit numbers with this unit plan:

## VIEWS

Dubai Skyline  
C409

Disclaimer: 1. All dimensions are in metric, measured to wall finishes. 2. All materials, dimensions & drawings are approximate. 3. Information is subject to change without notice, at developer's absolute discretion. 4. Actual area may vary from the stated area. 5. Drawing are not to scale. 6. All images used are for illustrative purpose only and do not represent the actual size, features, specifications, fittings and furnishings. 7. The developer reserves the right to make revisions/ alterations, at its absolute discretion, without any liability whatsoever.

# 1 BEDROOM APARTMENT

TYPE C (with powder room + balcony)

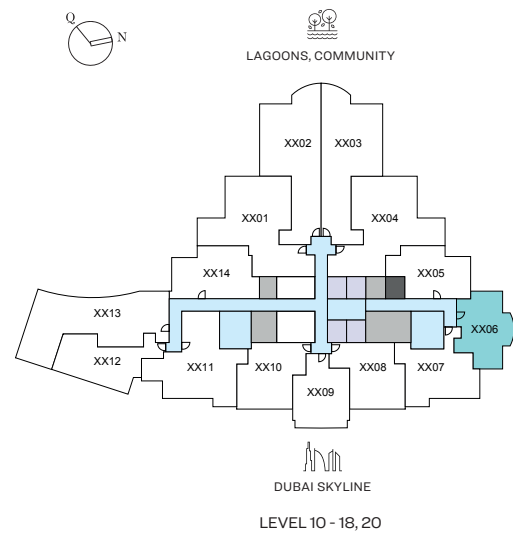
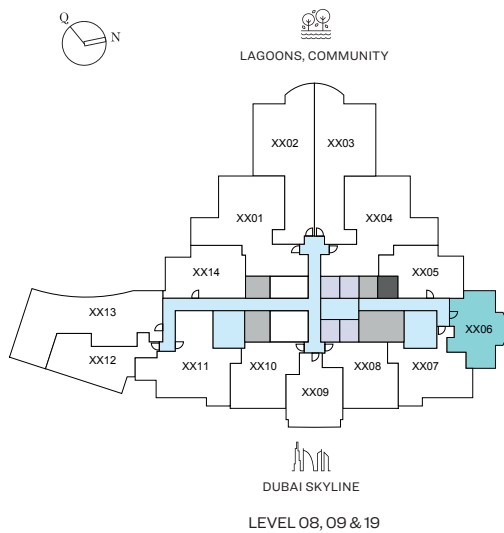
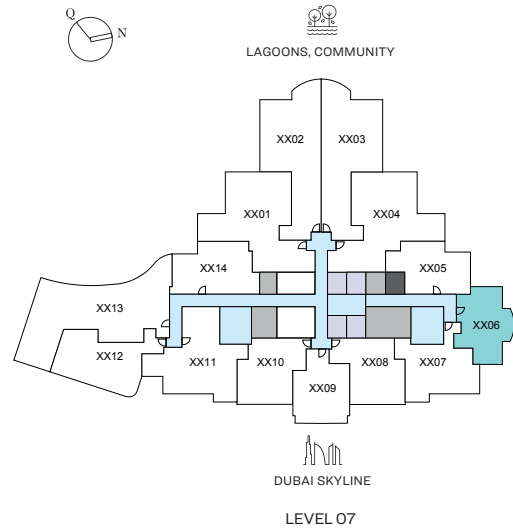
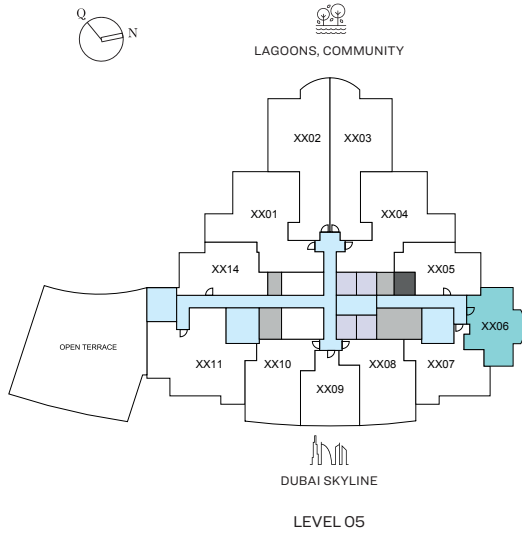
## TOTAL SALEABLE AREA

SUITE RANGE = 687.71 SQ.FT. - 691.47 SQ.FT.

BALCONY RANGE = 78.79 SQ.FT. - 79.11 SQ.FT.

TOTAL RANGE = 766.82 SQ.FT. - 770.26 SQ.FT.

UNIT



List of unit numbers with this unit plan:

## VIEWS

### Community, Lagoon, Amenities

C506, C706, C806, C906, C1006, C1106, C1206, C1306, C1406, C1506, C1606, C1706, C1806, C1906, C2006

### Community, Lagoon, Dubai Skyline

C2406, C2506, C2606, C2706, C2806, C2906, C3006, C3106, C3206, C3306, C3406

### Community, Lagoon, Downtown, Creek

C3506, C3606, C3706, C3806, C3906

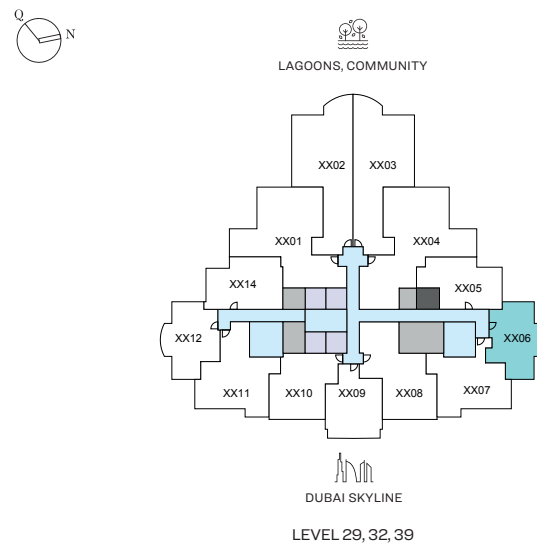
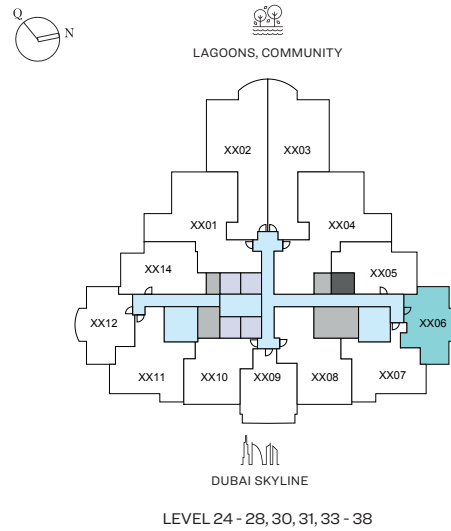
# 1 BEDROOM APARTMENT

TYPE C (with powder room + balcony)

## TOTAL SALEABLE AREA

SUITE RANGE = 687.71 SQ.FT. - 691.47 SQ.FT.  
BALCONY RANGE = 78.79 SQ.FT. - 79.11 SQ.FT.  
TOTAL RANGE = 766.82 SQ.FT. - 770.26 SQ.FT.

UNIT



List of unit numbers with this unit plan:

## VIEWS

### Community, Lagoon, Amenities

C506, C706, C806, C906, C1006, C1106, C1206, C1306, C1406, C1506, C1606, C1706, C1806, C1906, C2006

### Community, Lagoon, Dubai Skyline

C2406, C2506, C2606, C2706, C2806, C2906, C3006, C3106, C3206, C3306, C3406

### Community, Lagoon, Downtown, Creek

C3506, C3606, C3706, C3806, C3906

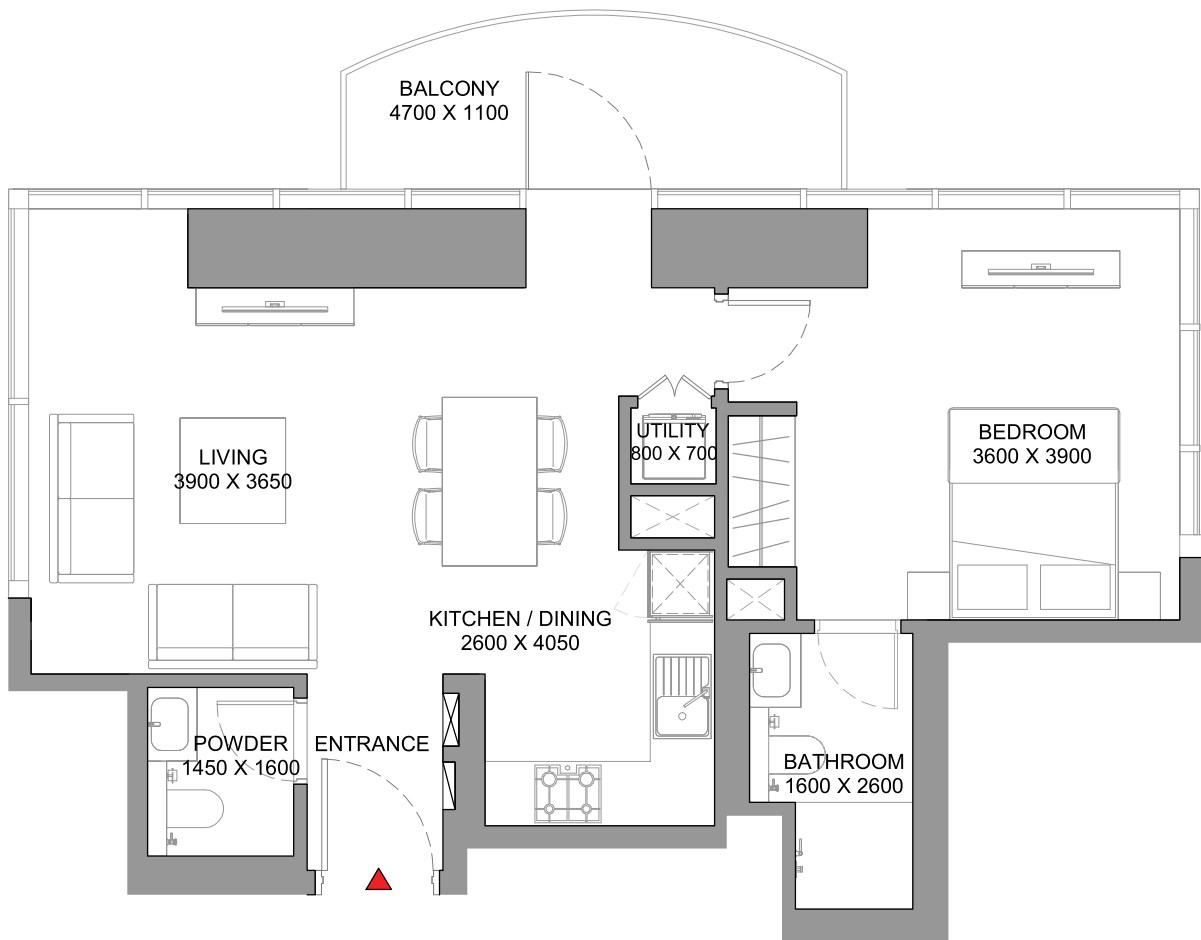
Disclaimer: 1. All dimensions are in metric, measured to wall finishes. 2. All materials, dimensions & drawings are approximate. 3. Information is subject to change without notice, at developer's absolute discretion. 4. Actual area may vary from the stated area. 5. Drawing are not to scale. 6. All images used are for illustrative purpose only and do not represent the actual size, features, specifications, fittings and furnishings. 7. The developer reserves the right to make revisions/ alterations, at its absolute discretion, without any liability whatsoever.

# 1 BEDROOM APARTMENT

TYPE C (with powder room + balcony)

## TOTAL SALEABLE AREA

SUITE RANGE = 687.71 SQ.FT. - 691.47 SQ.FT.  
BALCONY RANGE = 78.79 SQ.FT. - 79.11 SQ.FT.  
TOTAL RANGE = 766.82 SQ.FT. - 770.26 SQ.FT.



List of unit numbers with this unit plan:

## VIEWS

Community, Lagoon, Amenities

C506, C706, C806, C906, C1006, C1106, C1206, C1306, C1406, C1506, C1606, C1706, C1806, C1906, C2006

Community, Lagoon, Dubai Skyline

C2406, C2506, C2606, C2706, C2806, C2906, C3006, C3106, C3206, C3306, C3406

Community, Lagoon, Downtown, Creek

C3506, C3606, C3706, C3806, C3906



# 1 BEDROOM APARTMENT

TYPE C (with powder room + balcony) VARIANT 1

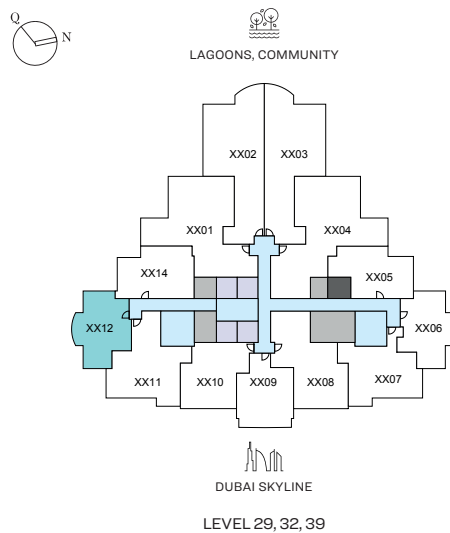
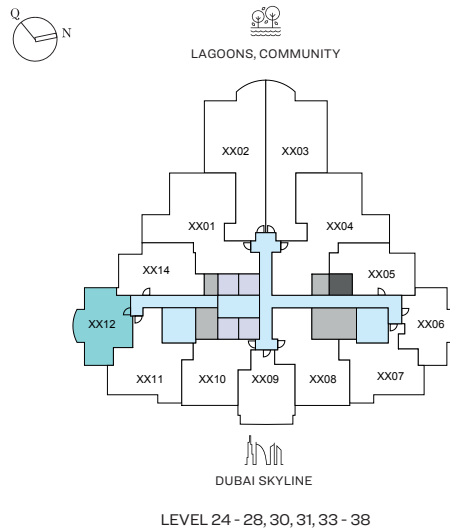
## TOTAL SALEABLE AREA

SUITE RANGE = 694.16 SQ.FT. - 695.03 SQ.FT.

BALCONY = 79.11 SQ.FT.

TOTAL RANGE = 773.27 SQ.FT. - 774.14 SQ.FT.

UNIT



List of unit numbers with this unit plan:

## VIEWS

Dubai Skyline

C2412, C2512, C2612, C2712, C2812, C2912, C3012, C3112, C3212, C3312, C3412, C3512, C3612, C3712, C3812, C3912

Disclaimer: 1. All dimensions are in metric, measured to wall finishes. 2. All materials, dimensions & drawings are approximate. 3. Information is subject to change without notice, at developer's absolute discretion. 4. Actual area may vary from the stated area. 5. Drawing are not to scale. 6. All images used are for illustrative purpose only and do not represent the actual size, features, specifications, fittings and furnishings. 7. The developer reserves the right to make revisions/ alterations, at its absolute discretion, without any liability whatsoever.

# 1 BEDROOM APARTMENT

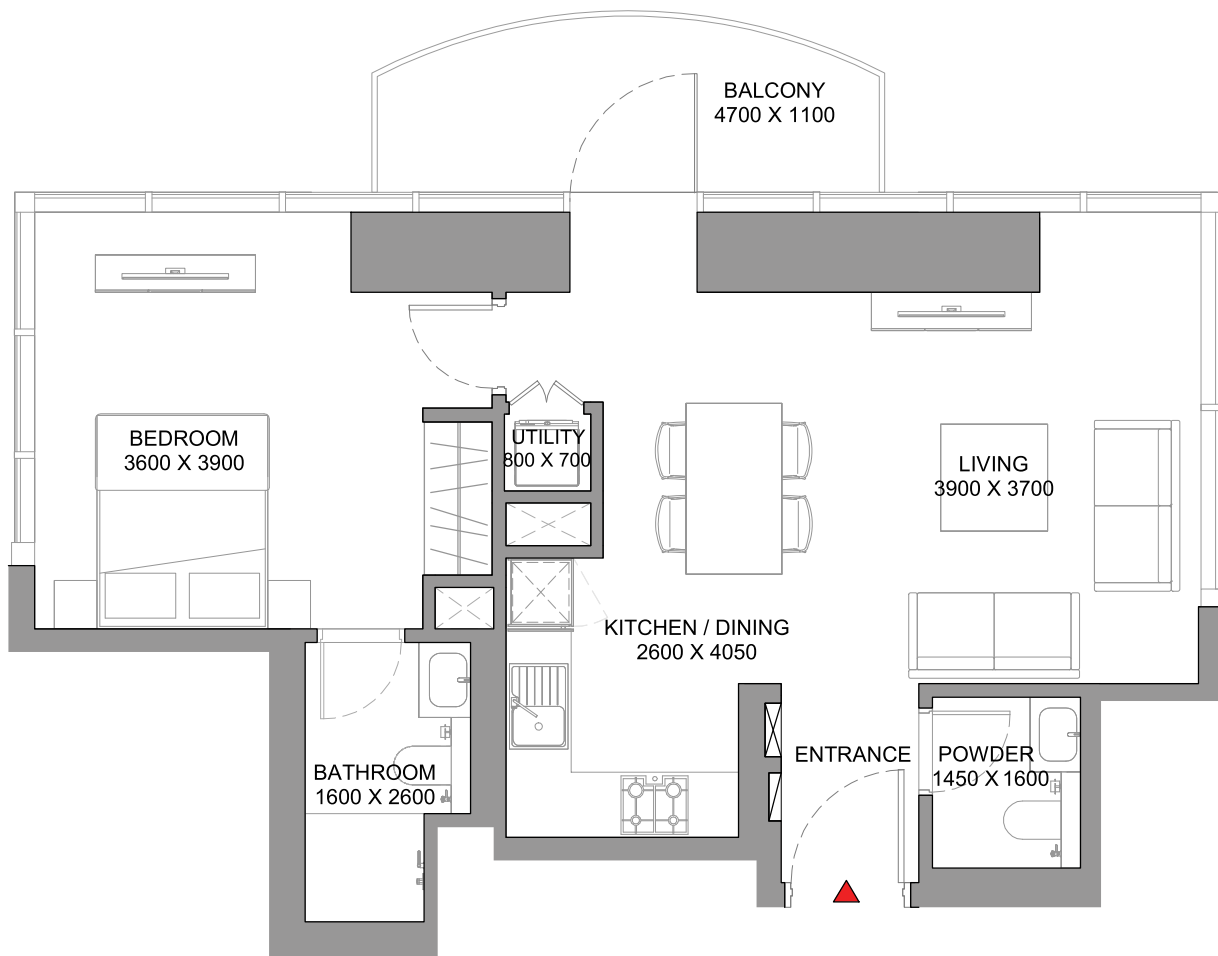
TYPE C (with powder room + balcony) VARIANT 1

## TOTAL SALEABLE AREA

SUITE RANGE = 694.16 SQ.FT. - 695.03 SQ.FT.

BALCONY = 79.11 SQ.FT.

TOTAL RANGE = 773.27 SQ.FT. - 774.14 SQ.FT.



List of unit numbers with this unit plan:

## VIEWS

Dubai Skyline

C2412, C2512, C2612, C2712, C2812, C2912, C3012, C3112, C3212, C3312, C3412, C3512, C3612, C3712, C3812, C3912

Disclaimer: 1. All dimensions are in metric, measured to wall finishes. 2. All materials, dimensions & drawings are approximate. 3. Information is subject to change without notice, at developer's absolute discretion. 4. Actual area may vary from the stated area. 5. Drawing are not to scale. 6. All images used are for illustrative purpose only and do not represent the actual size, features, specifications, fittings and furnishings. 7. The developer reserves the right to make revisions/ alterations, at its absolute discretion, without any liability whatsoever.



# 1 BEDROOM APARTMENT

TYPE C (with powder room + yard) VARIANT 2

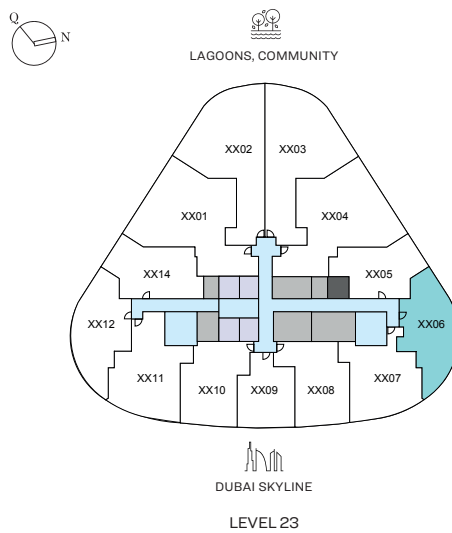
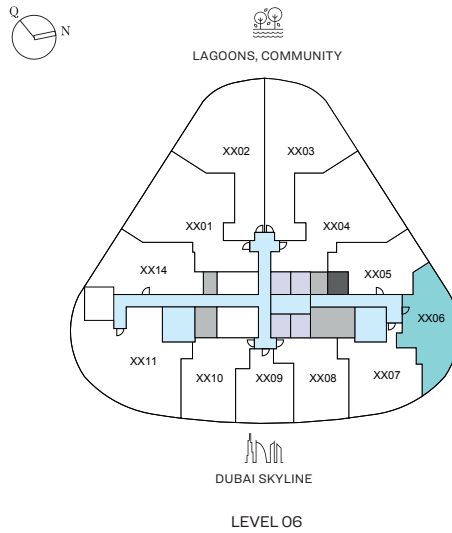
**TOTAL SALEABLE AREA**

SUITE = 688.35 SQ.FT.

YARD RANGE = 446.49 SQ.FT. - 446.59 SQ.FT.

TOTAL RANGE = 1,134.84 SQ.FT. - 1,134.94 SQ.FT.

UNIT



List of unit numbers with this unit plan:

## VIEWS

Community, Lagoon, Amenities

C606

Community, Lagoon, Dubai Skyline

C2306

Disclaimer: 1. All dimensions are in metric, measured to wall finishes. 2. All materials, dimensions & drawings are approximate. 3. Information is subject to change without notice, at developer's absolute discretion. 4. Actual area may vary from the stated area. 5. Drawing are not to scale. 6. All images used are for illustrative purpose only and do not represent the actual size, features, specifications, fittings and furnishings. 7. The developer reserves the right to make revisions/ alterations, at its absolute discretion, without any liability whatsoever.

# 1 BEDROOM APARTMENT

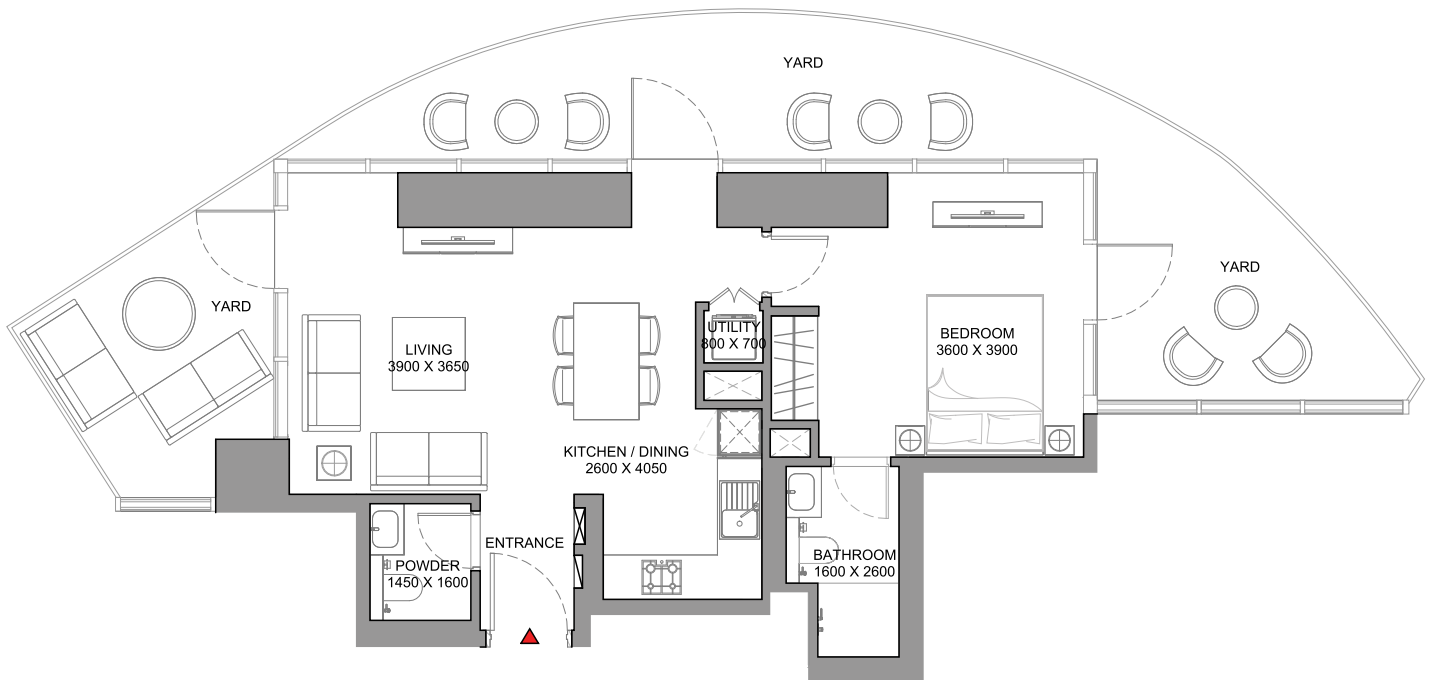
TYPE C (with powder room + yard) VARIANT 2

**TOTAL SALEABLE AREA**

SUITE = 688.35 SQ.FT.

YARD RANGE = 446.49 SQ.FT. - 446.59 SQ.FT.

TOTAL RANGE = 1,134.84 SQ.FT. - 1,134.94 SQ.FT.



List of unit numbers with this unit plan:

## VIEWS

Community, Lagoon, Amenities

C606

Community, Lagoon, Dubai Skyline

C2306



Disclaimer: 1. All dimensions are in metric, measured to wall finishes. 2. All materials, dimensions & drawings are approximate. 3. Information is subject to change without notice, at developer's absolute discretion. 4. Actual area may vary from the stated area. 5. Drawing are not to scale. 6. All images used are for illustrative purpose only and do not represent the actual size, features, specifications, fittings and furnishings. 7. The developer reserves the right to make revisions/ alterations, at its absolute discretion, without any liability whatsoever.

# 1 BEDROOM APARTMENT

TYPE C (with powder room + yard) VARIANT 3

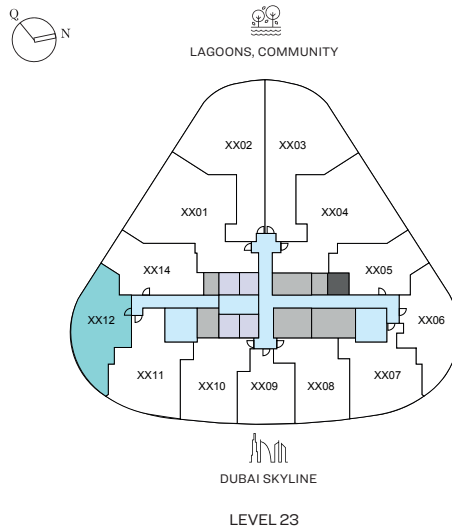
## TOTAL SALEABLE AREA

SUITE = 694.92 SQ.FT.

YARD = 446.06 SQ.FT.

TOTAL = 1,140.98 SQ.FT.

 UNIT



List of unit numbers with this unit plan:

## VIEWS

Dubai Skyline

C2312

Disclaimer: 1. All dimensions are in metric, measured to wall finishes. 2. All materials, dimensions & drawings are approximate. 3. Information is subject to change without notice, at developer's absolute discretion. 4. Actual area may vary from the stated area. 5. Drawing are not to scale. 6. All images used are for illustrative purpose only and do not represent the actual size, features, specifications, fittings and furnishings. 7. The developer reserves the right to make revisions/ alterations, at its absolute discretion, without any liability whatsoever.

# 1 BEDROOM APARTMENT

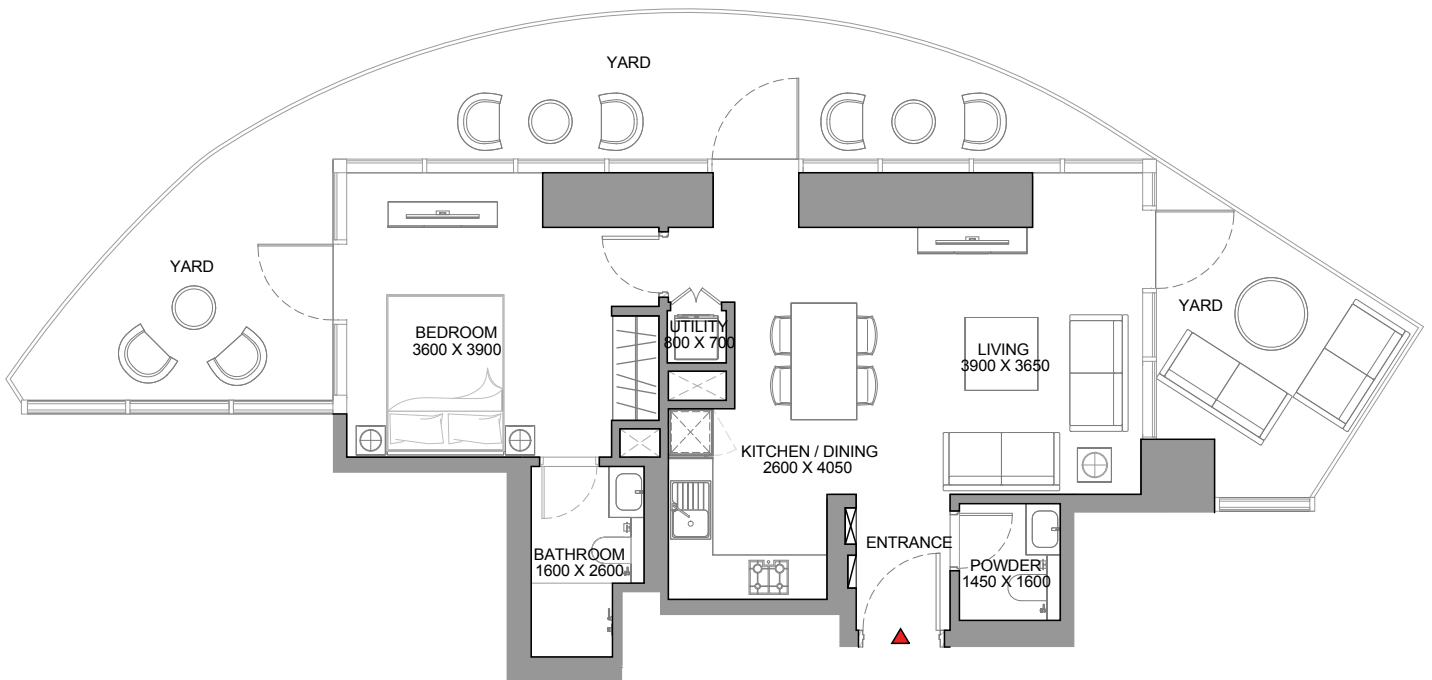
TYPE C (with powder room + yard) VARIANT 3

## TOTAL SALEABLE AREA

SUITE = 694.92 SQ.FT.

YARD = 446.06 SQ.FT.

TOTAL = 1,140.98 SQ.FT.



List of unit numbers with this unit plan:

## VIEWS

Dubai Skyline  
C2312

Disclaimer: 1. All dimensions are in metric, measured to wall finishes. 2. All materials, dimensions & drawings are approximate. 3. Information is subject to change without notice, at developer's absolute discretion. 4. Actual area may vary from the stated area. 5. Drawing are not to scale. 6. All images used are for illustrative purpose only and do not represent the actual size, features, specifications, fittings and furnishings. 7. The developer reserves the right to make revisions/ alterations, at its absolute discretion, without any liability whatsoever.

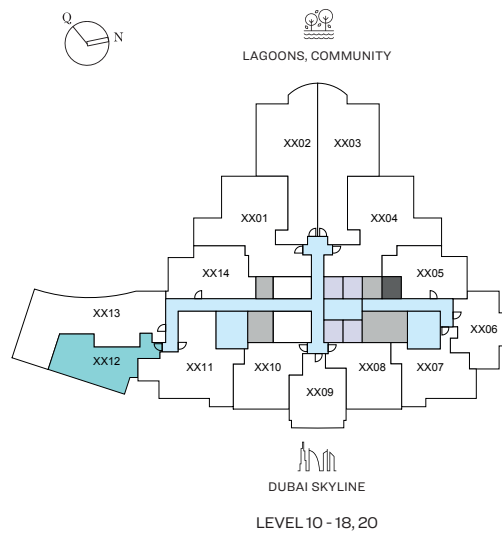
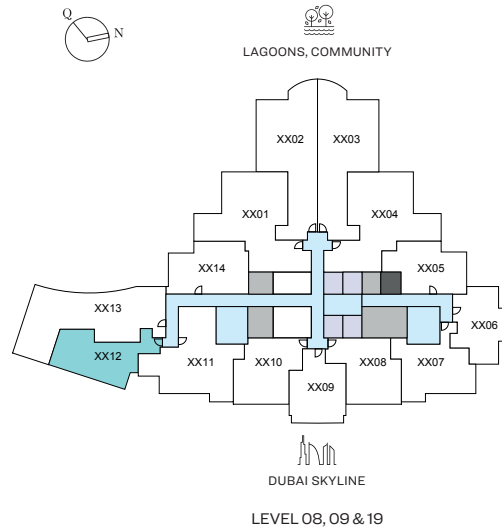
# 1 BEDROOM APARTMENT

TYPE D (with powder room + balcony)

## TOTAL SALEABLE AREA

SUITE = 766.61 SQ.FT.  
BALCONY = 76.64 SQ.FT.  
TOTAL = 843.25 SQ.FT.

UNIT



List of unit numbers with this unit plan:

## VIEWS

### Dubai Skyline

C812, C912, C1012, C1112, C1212, C1312, C1412, C1512, C1612, C1712, C1812, C1912, C2012

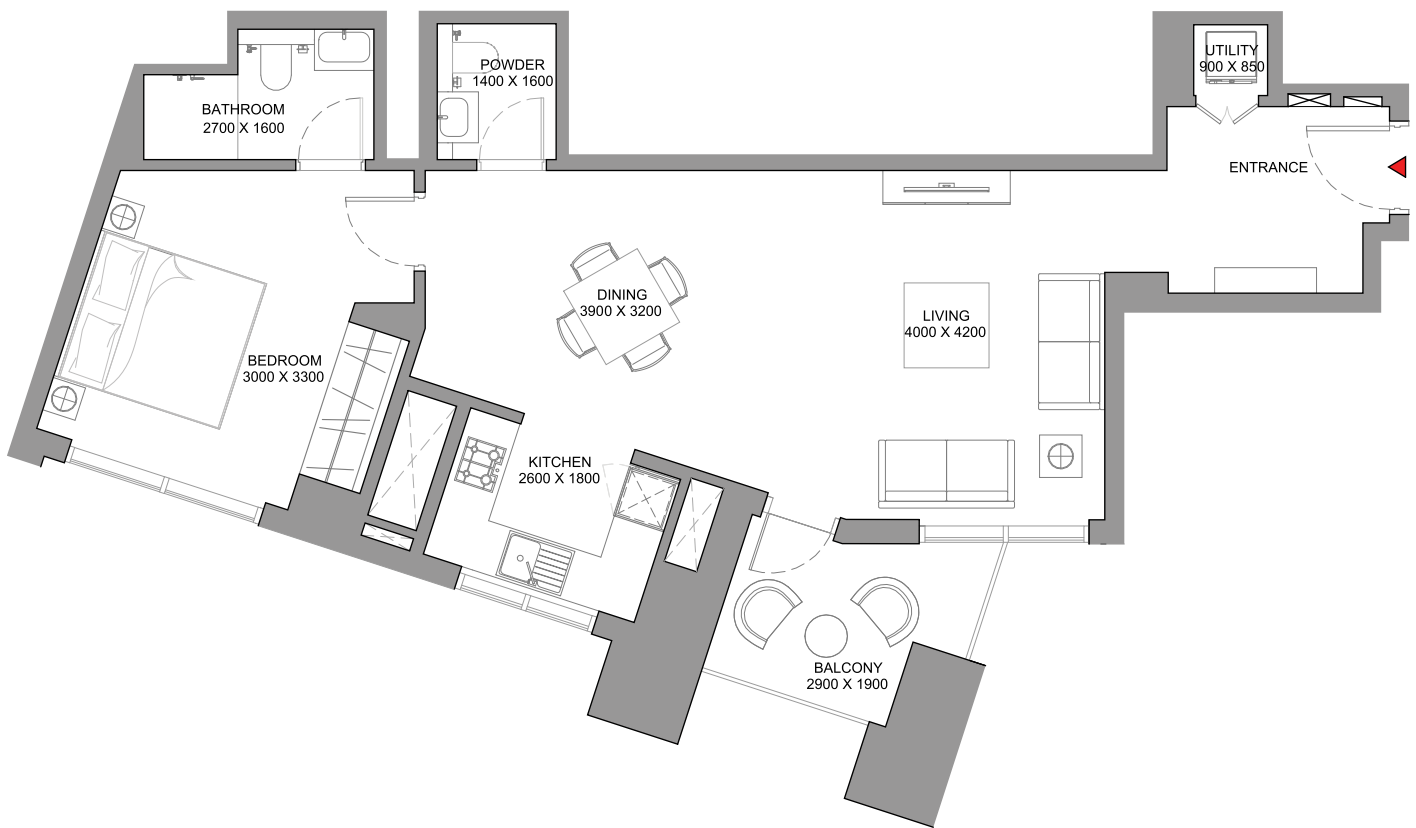
Disclaimer: 1. All dimensions are in metric, measured to wall finishes. 2. All materials, dimensions & drawings are approximate. 3. Information is subject to change without notice, at developer's absolute discretion. 4. Actual area may vary from the stated area. 5. Drawing are not to scale. 6. All images used are for illustrative purpose only and do not represent the actual size, features, specifications, fittings and furnishings. 7. The developer reserves the right to make revisions/ alterations, at its absolute discretion, without any liability whatsoever.

# 1 BEDROOM APARTMENT

TYPE D (with powder room + balcony)

## TOTAL SALEABLE AREA

SUITE = 766.61 SQ.FT.  
BALCONY = 76.64 SQ.FT.  
TOTAL = 843.25 SQ.FT.



List of unit numbers with this unit plan:

## VIEWS

Dubai Skyline

C812, C912, C1012, C1112, C1212, C1312, C1412, C1512, C1612, C1712, C1812, C1912, C2012

Disclaimer: 1. All dimensions are in metric, measured to wall finishes. 2. All materials, dimensions & drawings are approximate. 3. Information is subject to change without notice, at developer's absolute discretion. 4. Actual area may vary from the stated area. 5. Drawing are not to scale. 6. All images used are for illustrative purpose only and do not represent the actual size, features, specifications, fittings and furnishings. 7. The developer reserves the right to make revisions/ alterations, at its absolute discretion, without any liability whatsoever.

# 1 BEDROOM APARTMENT

TYPE D (with powder room + yard) VARIANT 1

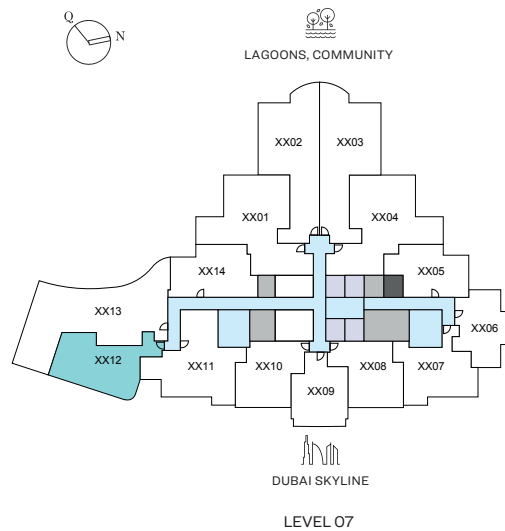
## TOTAL SALEABLE AREA

SUITE = 767.90 SQ.FT.

YARD = 250.91 SQ.FT.

TOTAL = 1,018.81 SQ.FT.

 UNIT



List of unit numbers with this unit plan:

## VIEWS

Dubai Skyline

C712

Disclaimer: 1. All dimensions are in metric, measured to wall finishes. 2. All materials, dimensions & drawings are approximate. 3. Information is subject to change without notice, at developer's absolute discretion. 4. Actual area may vary from the stated area. 5. Drawing are not to scale. 6. All images used are for illustrative purpose only and do not represent the actual size, features, specifications, fittings and furnishings. 7. The developer reserves the right to make revisions/ alterations, at its absolute discretion, without any liability whatsoever.

# 1 BEDROOM APARTMENT

TYPE D (with powder room + yard) VARIANT 1

## TOTAL SALEABLE AREA

SUITE = 767.90 SQ.FT.

YARD = 250.91 SQ.FT.

TOTAL = 1,018.81 SQ.FT.



List of unit numbers with this unit plan:

## VIEWS

Dubai Skyline  
C712

Disclaimer: 1. All dimensions are in metric, measured to wall finishes. 2. All materials, dimensions & drawings are approximate. 3. Information is subject to change without notice, at developer's absolute discretion. 4. Actual area may vary from the stated area. 5. Drawing are not to scale. 6. All images used are for illustrative purpose only and do not represent the actual size, features, specifications, fittings and furnishings. 7. The developer reserves the right to make revisions/ alterations, at its absolute discretion, without any liability whatsoever.



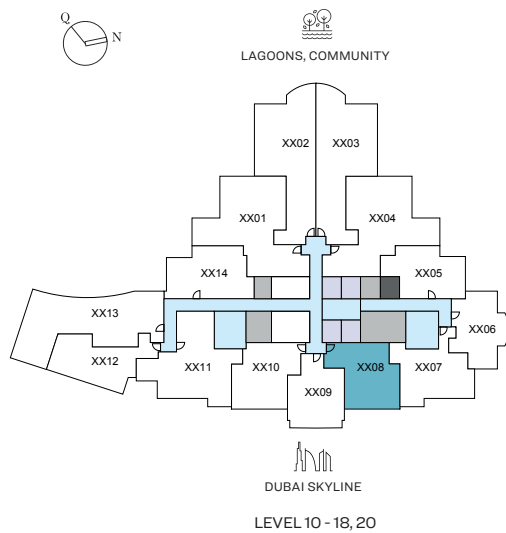
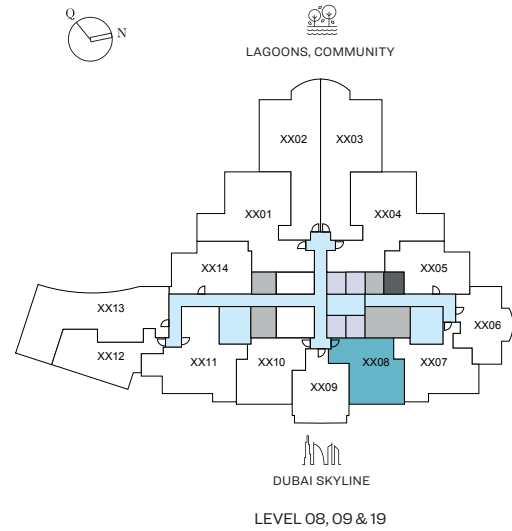
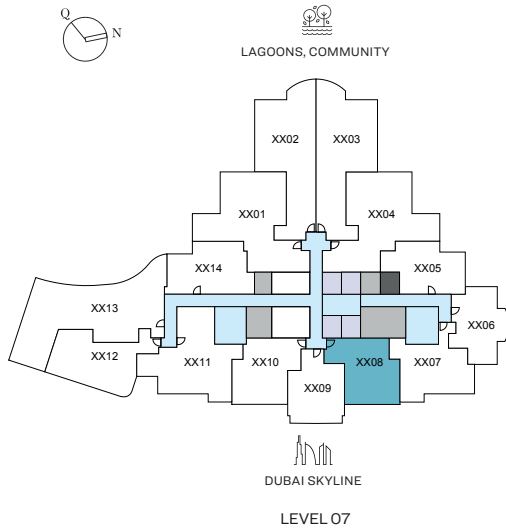
# 1.5 BEDROOM APARTMENT

TYPE A (with study room, powder room + balcony)

## TOTAL SALEABLE AREA

SUITE = 801.59 SQ.FT. - 801.70 SQ.FT.  
BALCONY RANGE = 75.46 SQ.FT. - 77.28 SQ.FT.  
TOTAL RANGE = 877.16 SQ.FT. - 878.87 SQ.FT.

UNIT



List of unit numbers with this unit plan:

## VIEWS

### Dubai Skyline

C708, C808, C908, C1008, C1108, C1208, C1308, C1408, C1508, C1608, C1708, C1808, C1908, C2008

Disclaimer: 1. All dimensions are in metric, measured to wall finishes. 2. All materials, dimensions & drawings are approximate. 3. Information is subject to change without notice, at developer's absolute discretion. 4. Actual area may vary from the stated area. 5. Drawing are not to scale. 6. All images used are for illustrative purpose only and do not represent the actual size, features, specifications, fittings and furnishings. 7. The developer reserves the right to make revisions/ alterations, at its absolute discretion, without any liability whatsoever.

# 1.5 BEDROOM APARTMENT

TYPE A (with study room, powder room + balcony)

## TOTAL SALEABLE AREA

SUITE = 801.59 SQ.FT. - 801.70 SQ.FT.  
BALCONY RANGE = 75.46 SQ.FT. - 77.28 SQ.FT.  
TOTAL RANGE = 877.16 SQ.FT. - 878.87 SQ.FT.



List of unit numbers with this unit plan:

## VIEWS

Dubai Skyline

C708, C808, C908, C1008, C1108, C1208, C1308, C1408, C1508, C1608, C1708, C1808, C1908, C2008

Disclaimer: 1. All dimensions are in metric, measured to wall finishes. 2. All materials, dimensions & drawings are approximate. 3. Information is subject to change without notice, at developer's absolute discretion. 4. Actual area may vary from the stated area. 5. Drawing are not to scale. 6. All images used are for illustrative purpose only and do not represent the actual size, features, specifications, fittings and furnishings. 7. The developer reserves the right to make revisions/ alterations, at its absolute discretion, without any liability whatsoever.

# 1.5 BEDROOM APARTMENT

TYPE A (with study room, powder room + yard) VARIANT 1

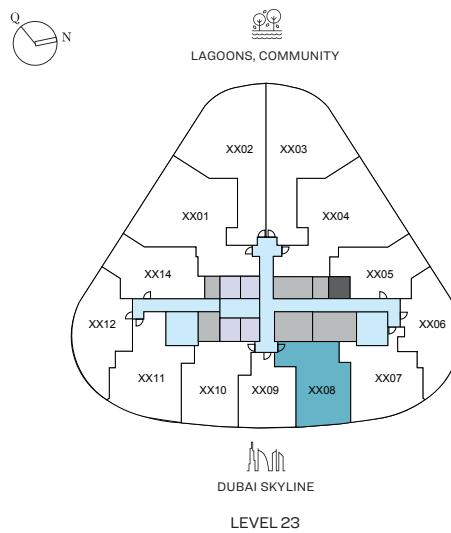
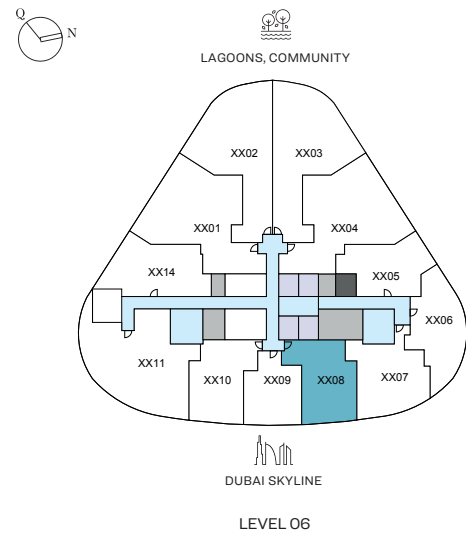
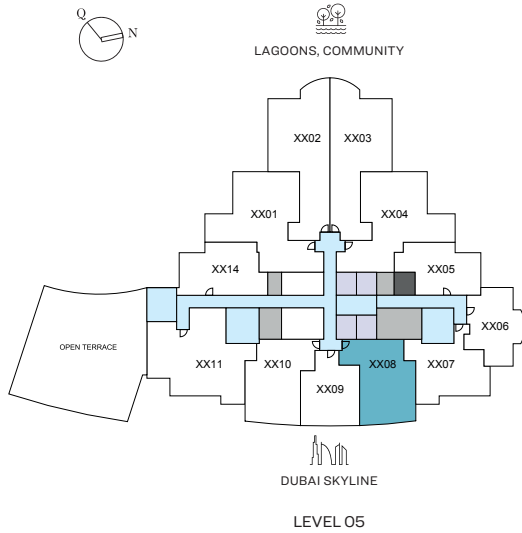
## TOTAL SALEABLE AREA

SUITE RANGE = 801.59 SQ.FT. - 801.70 SQ.FT.

YARD RANGE = 295.68 SQ.FT. - 295.79 SQ.FT.

TOTAL RANGE = 1,097.27 SQ.FT. - 1,097.49 SQ.FT.

UNIT



List of unit numbers with this unit plan:

## VIEWS

Dubai Skyline  
C508, C608, C2308

# 1.5 BEDROOM APARTMENT

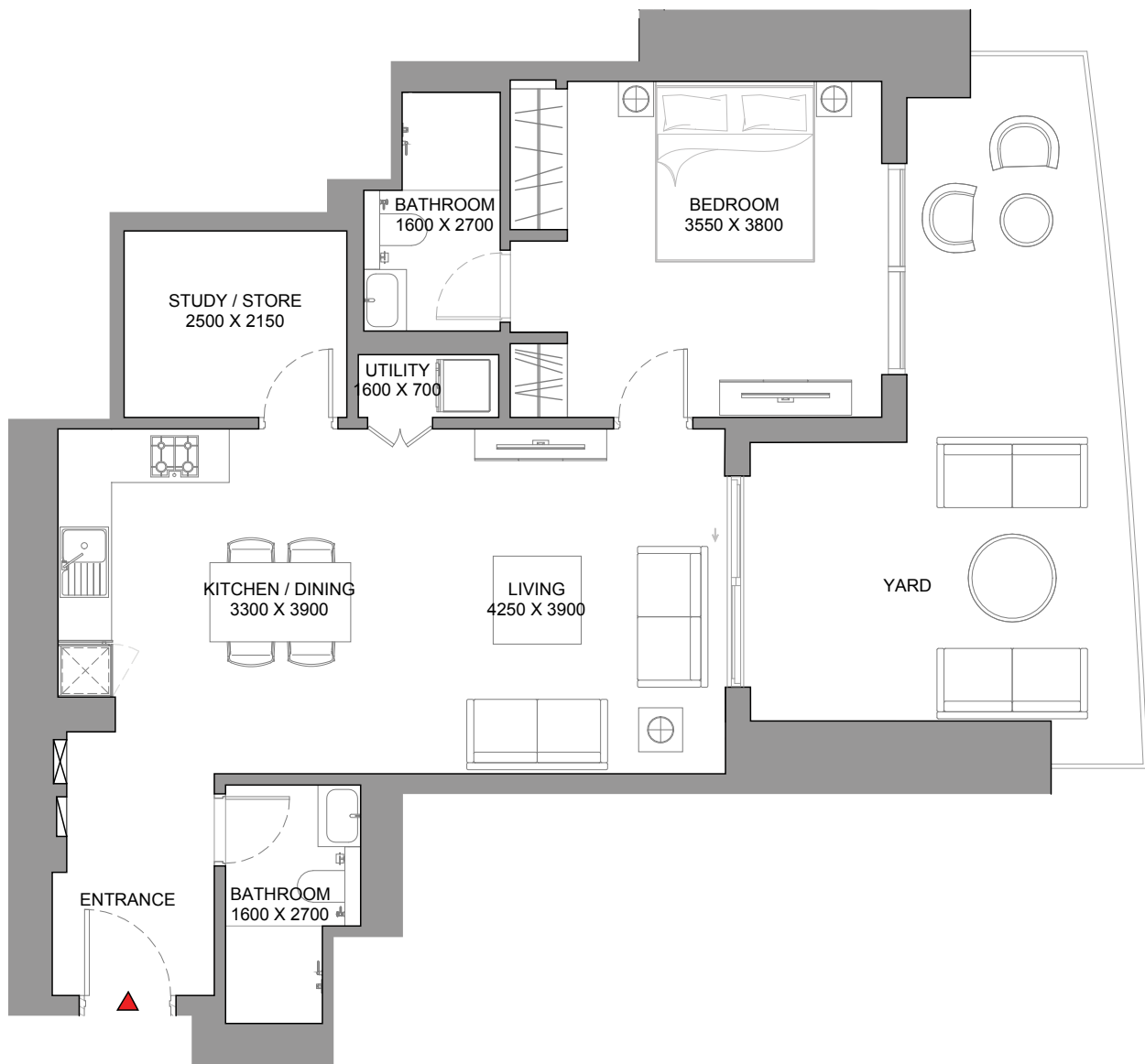
TYPE A (with study room, powder room + yard) VARIANT 1

## TOTAL SALEABLE AREA

SUITE RANGE = 801.59 SQ.FT. - 801.70 SQ.FT.

YARD RANGE = 295.68 SQ.FT. - 295.79 SQ.FT.

TOTAL RANGE = 1,097.27 SQ.FT. - 1,097.49 SQ.FT.



List of unit numbers with this unit plan:

## VIEWS

Dubai Skyline  
C508, C608, C2308

Disclaimer: 1. All dimensions are in metric, measured to wall finishes. 2. All materials, dimensions & drawings are approximate. 3. Information is subject to change without notice, at developer's absolute discretion. 4. Actual area may vary from the stated area. 5. Drawing are not to scale. 6. All images used are for illustrative purpose only and do not represent the actual size, features, specifications, fittings and furnishings. 7. The developer reserves the right to make revisions/ alterations, at its absolute discretion, without any liability whatsoever.

# 1.5 BEDROOM APARTMENT

TYPE A (with study room, powder room + yard) VARIANT 2

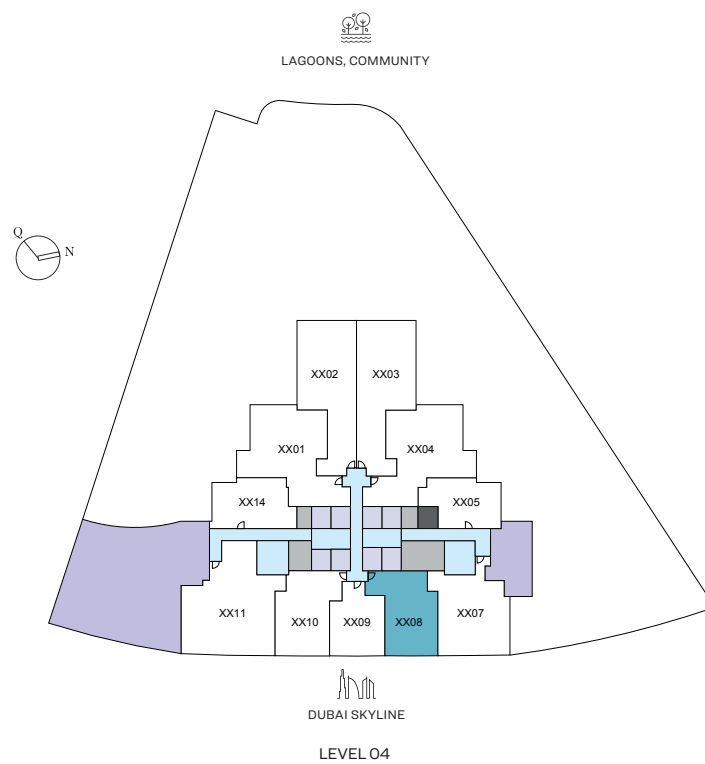
## TOTAL SALEABLE AREA

SUITE = 799.76 SQ.FT.

YARD = 343.69 SQ.FT.

TOTAL = 1,143.45 SQ.FT.

 UNIT



List of unit numbers with this unit plan:

## VIEWS

Dubai Skyline  
C408

Disclaimer: 1. All dimensions are in metric, measured to wall finishes. 2. All materials, dimensions & drawings are approximate. 3. Information is subject to change without notice, at developer's absolute discretion. 4. Actual area may vary from the stated area. 5. Drawing are not to scale. 6. All images used are for illustrative purpose only and do not represent the actual size, features, specifications, fittings and furnishings. 7. The developer reserves the right to make revisions/ alterations, at its absolute discretion, without any liability whatsoever.

# 1.5 BEDROOM APARTMENT

TYPE A (with study room, powder room + yard) VARIANT 2

## TOTAL SALEABLE AREA

SUITE = 799.76 SQ.FT.

YARD = 343.69 SQ.FT.

TOTAL = 1,143.45 SQ.FT.



List of unit numbers with this unit plan:

## VIEWS

Dubai Skyline  
C408

Disclaimer: 1. All dimensions are in metric, measured to wall finishes. 2. All materials, dimensions & drawings are approximate. 3. Information is subject to change without notice, at developer's absolute discretion. 4. Actual area may vary from the stated area. 5. Drawing are not to scale. 6. All images used are for illustrative purpose only and do not represent the actual size, features, specifications, fittings and furnishings. 7. The developer reserves the right to make revisions/ alterations, at its absolute discretion, without any liability whatsoever.

# 1.5 BEDROOM APARTMENT

TYPE B (with study room, powder room + balcony)

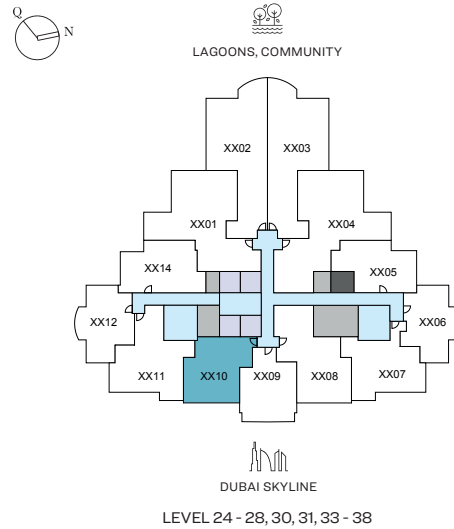
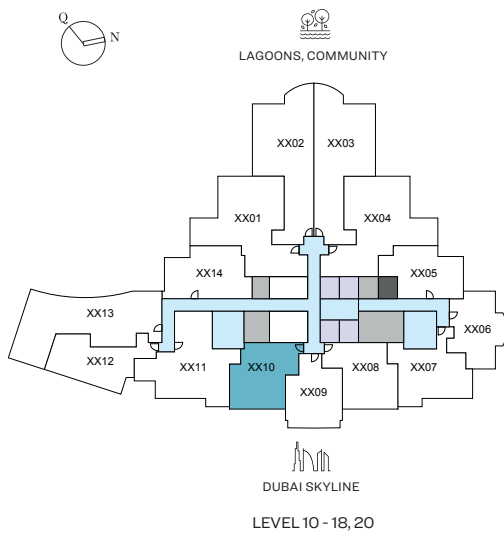
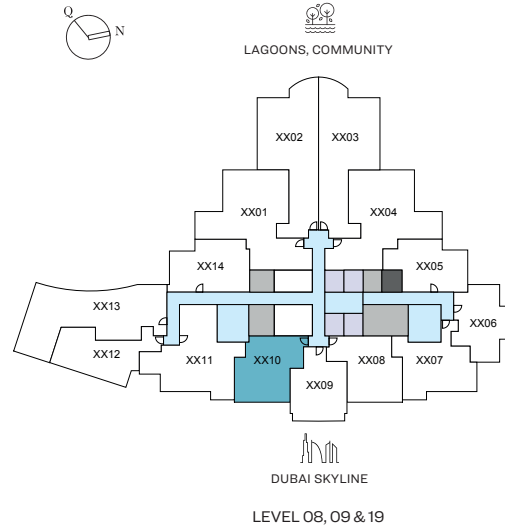
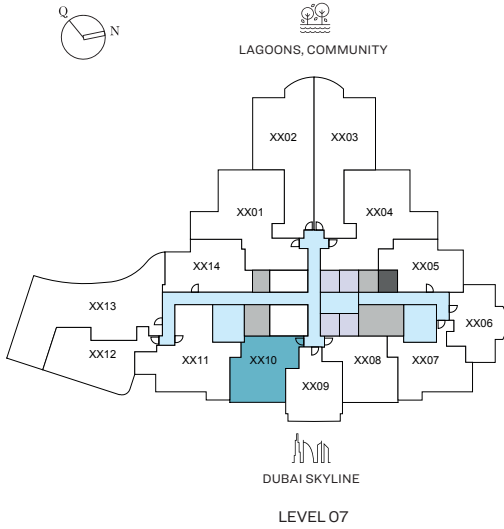
## TOTAL SALEABLE AREA

SUITE RANGE = 790.93 SQ.FT. - 791.36 SQ.FT.

BALCONY RANGE = 75.67 SQ.FT. - 77.28 SQ.FT.

TOTAL RANGE = 866.60 SQ.FT. - 868.64 SQ.FT.

UNIT



List of unit numbers with this unit plan:

## VIEWS

### Dubai Skyline

C710, C810, C910, C1010, C1110, C1210, C1310, C1410, C1510, C1610, C1710, C1810, C1910, C2010, C2410, C2510, C2610, C2710, C2810, C2910, C3010, C3110, C3210, C3310, C3410, C3510, C3610, C3710, C3810, C3910

Disclaimer: 1. All dimensions are in metric, measured to wall finishes. 2. All materials, dimensions & drawings are approximate. 3. Information is subject to change without notice, at developer's absolute discretion. 4. Actual area may vary from the stated area. 5. Drawing are not to scale. 6. All images used are for illustrative purpose only and do not represent the actual size, features, specifications, fittings and furnishings. 7. The developer reserves the right to make revisions/ alterations, at its absolute discretion, without any liability whatsoever.

# 1.5 BEDROOM APARTMENT

TYPE B (with study room, powder room + balcony)

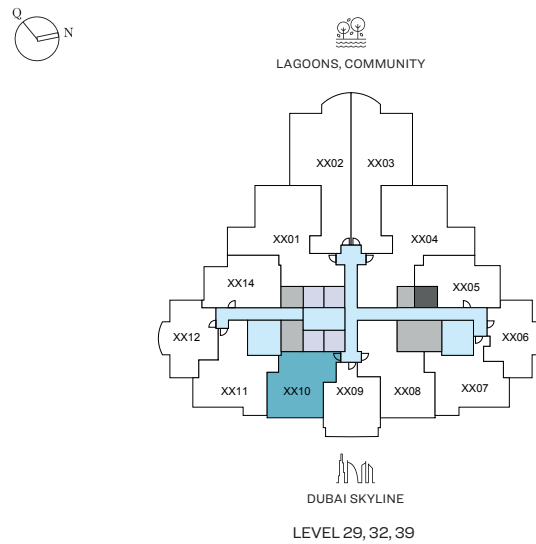
## TOTAL SALEABLE AREA

SUITE RANGE = 790.93 SQ.FT. - 791.36 SQ.FT.

BALCONY RANGE = 75.67 SQ.FT. - 77.28 SQ.FT.

TOTAL RANGE = 866.60 SQ.FT. - 868.64 SQ.FT.

UNIT



List of unit numbers with this unit plan:

## VIEWS

### Dubai Skyline

C710, C810, C910, C1010, C1110, C1210, C1310, C1410, C1510, C1610, C1710, C1810, C1910, C2010, C2410, C2510, C2610, C2710, C2810, C2910, C3010, C3110, C3210, C3310, C3410, C3510, C3610, C3710, C3810, C3910

Disclaimer: 1. All dimensions are in metric, measured to wall finishes. 2. All materials, dimensions & drawings are approximate. 3. Information is subject to change without notice, at developer's absolute discretion. 4. Actual area may vary from the stated area. 5. Drawing are not to scale. 6. All images used are for illustrative purpose only and do not represent the actual size, features, specifications, fittings and furnishings. 7. The developer reserves the right to make revisions/ alterations, at its absolute discretion, without any liability whatsoever.



# 1.5 BEDROOM APARTMENT

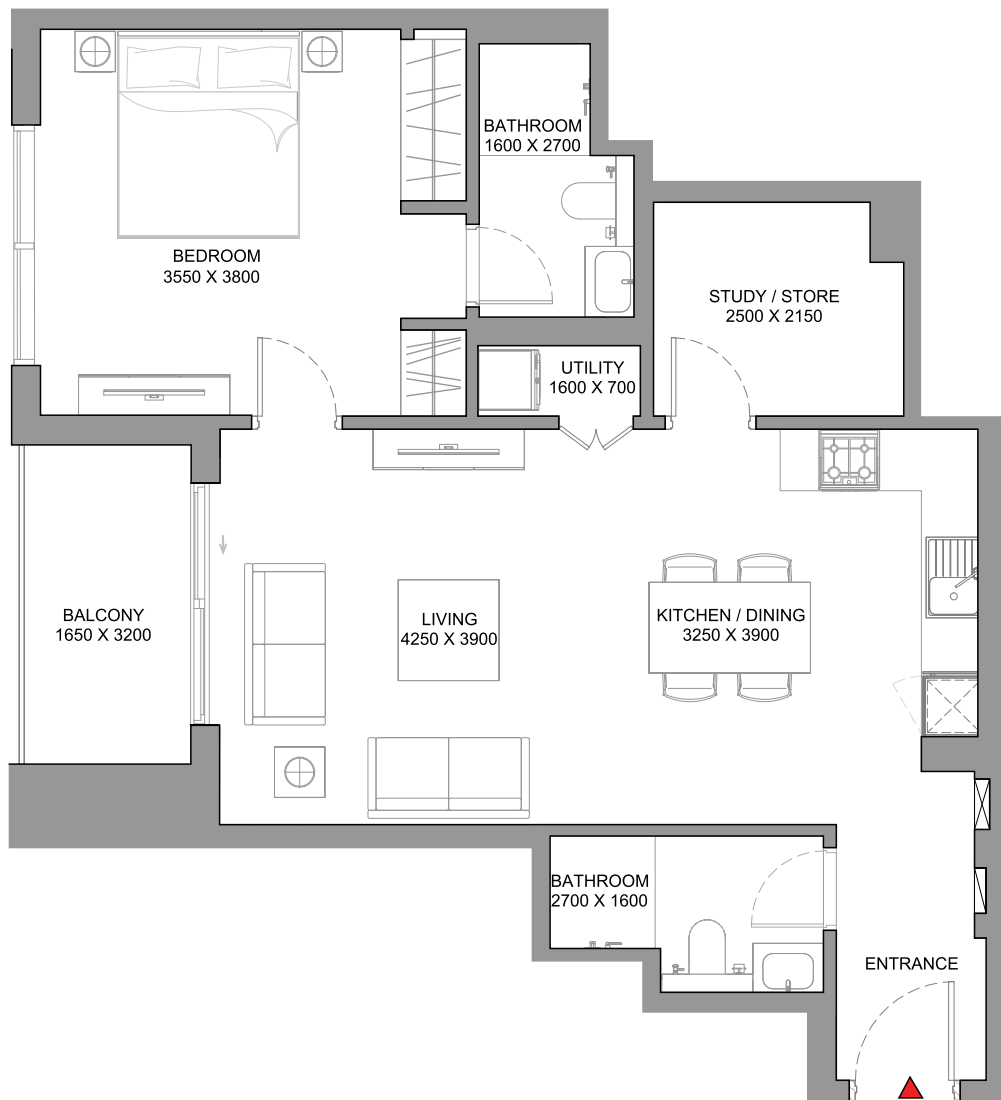
TYPE B (with study room, powder room + balcony)

## TOTAL SALEABLE AREA

SUITE RANGE = 790.93 SQ.FT. - 791.36 SQ.FT.

BALCONY RANGE = 75.67 SQ.FT. - 77.28 SQ.FT.

TOTAL RANGE = 866.60 SQ.FT. - 868.64 SQ.FT.



List of unit numbers with this unit plan:

## VIEWS

Dubai Skyline

C710, C810, C910, C1010, C1110, C1210, C1310, C1410, C1510, C1610, C1710, C1810, C1910, C2010, C2410, C2510, C2610, C2710, C2810, C2910, C3010, C3110, C3210, C3310, C3410, C3510, C3610, C3710, C3810, C3910

Disclaimer: 1. All dimensions are in metric, measured to wall finishes. 2. All materials, dimensions & drawings are approximate. 3. Information is subject to change without notice, at developer's absolute discretion. 4. Actual area may vary from the stated area. 5. Drawing are not to scale. 6. All images used are for illustrative purpose only and do not represent the actual size, features, specifications, fittings and furnishings. 7. The developer reserves the right to make revisions/ alterations, at its absolute discretion, without any liability whatsoever.

# 1.5 BEDROOM APARTMENT

TYPE B (with study room, powder room + yard) VARIANT 1

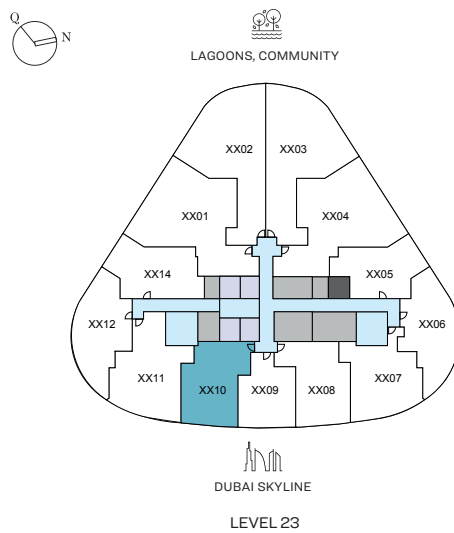
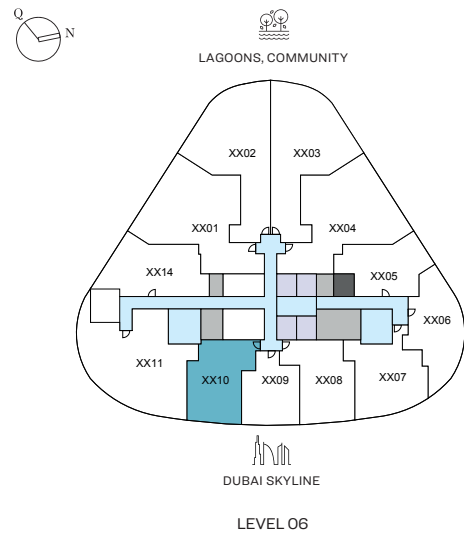
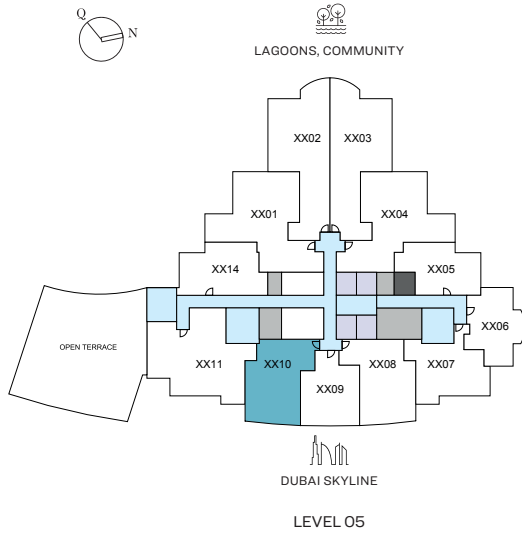
**TOTAL SALEABLE AREA**

SUITE = 791.36 SQ.FT.

YARD = 295.79 SQ.FT.

TOTAL = 1,087.15 SQ.FT.

UNIT



List of unit numbers with this unit plan:

## VIEWS

Dubai Skyline  
C510, C610, C2310

Disclaimer: 1. All dimensions are in metric, measured to wall finishes. 2. All materials, dimensions & drawings are approximate. 3. Information is subject to change without notice, at developer's absolute discretion. 4. Actual area may vary from the stated area. 5. Drawing are not to scale. 6. All images used are for illustrative purpose only and do not represent the actual size, features, specifications, fittings and furnishings. 7. The developer reserves the right to make revisions/ alterations, at its absolute discretion, without any liability whatsoever.

# 1.5 BEDROOM APARTMENT

TYPE B (with study room, powder room + yard) VARIANT 1

## TOTAL SALEABLE AREA

SUITE = 791.36 SQ.FT.

YARD = 295.79 SQ.FT.

TOTAL = 1,087.15 SQ.FT.



List of unit numbers with this unit plan:

## VIEWS

Dubai Skyline  
C510, C610, C2310

Disclaimer: 1. All dimensions are in metric, measured to wall finishes. 2. All materials, dimensions & drawings are approximate. 3. Information is subject to change without notice, at developer's absolute discretion. 4. Actual area may vary from the stated area. 5. Drawing are not to scale. 6. All images used are for illustrative purpose only and do not represent the actual size, features, specifications, fittings and furnishings. 7. The developer reserves the right to make revisions/ alterations, at its absolute discretion, without any liability whatsoever.

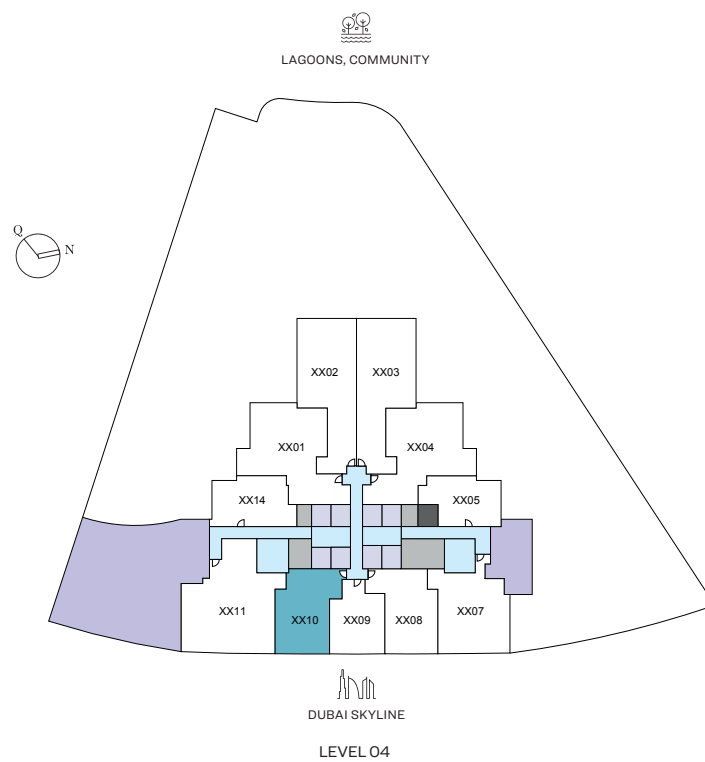
# 1.5 BEDROOM APARTMENT

TYPE B (with study room, powder room + yard) VARIANT 2

## TOTAL SALEABLE AREA

SUITE = 791.36 SQ.FT.  
YARD = 343.69 SQ.FT.  
TOTAL = 1,135.05 SQ.FT.

UNIT



List of unit numbers with this unit plan:

## VIEWS

Dubai Skyline  
C410

Disclaimer: 1. All dimensions are in metric, measured to wall finishes. 2. All materials, dimensions & drawings are approximate. 3. Information is subject to change without notice, at developer's absolute discretion. 4. Actual area may vary from the stated area. 5. Drawing are not to scale. 6. All images used are for illustrative purpose only and do not represent the actual size, features, specifications, fittings and furnishings. 7. The developer reserves the right to make revisions/ alterations, at its absolute discretion, without any liability whatsoever.

# 1.5 BEDROOM APARTMENT

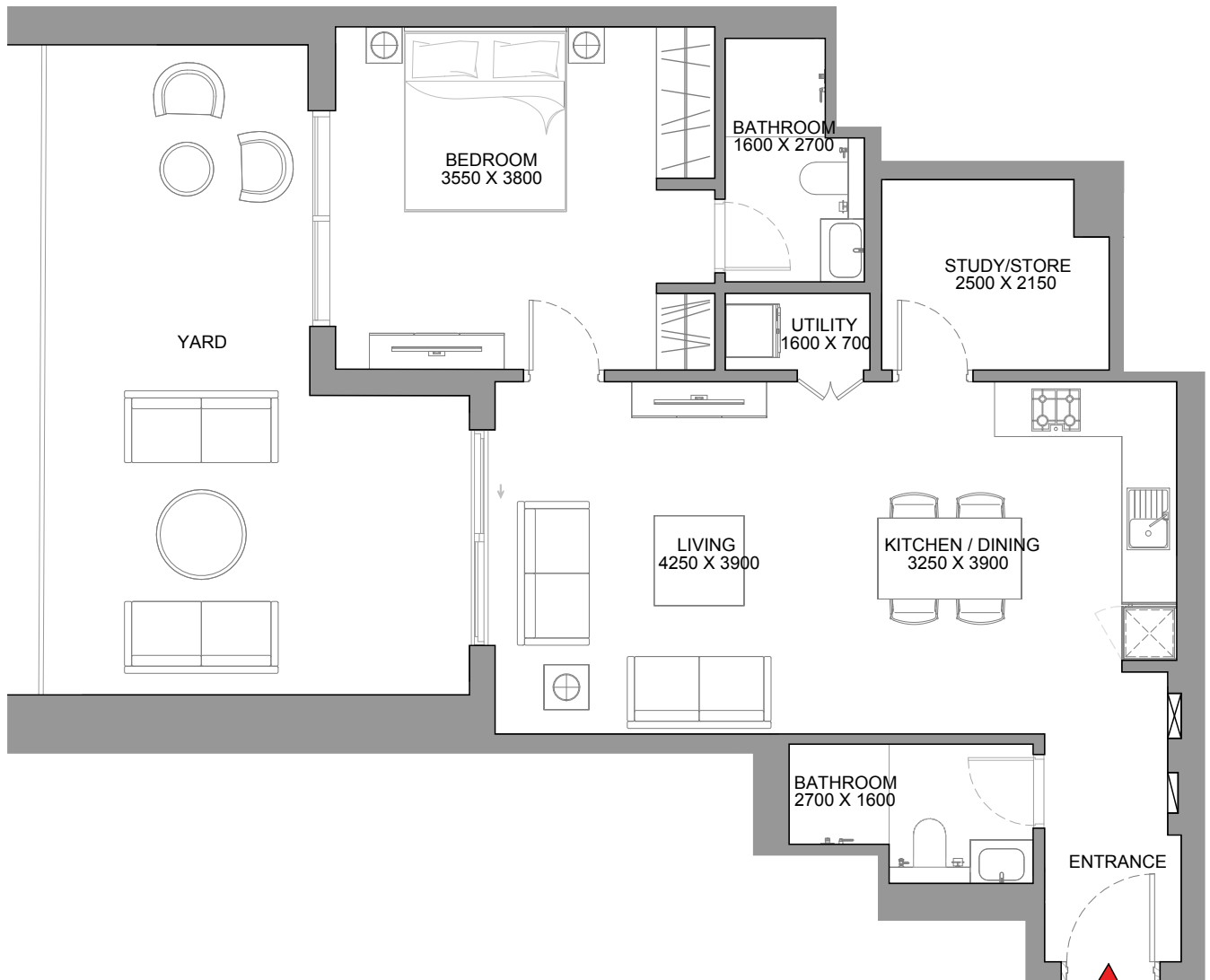
TYPE B (with study room, powder room + yard) VARIANT 2

## TOTAL SALEABLE AREA

SUITE = 791.36 SQ.FT.

YARD = 343.69 SQ.FT.

TOTAL = 1,135.05 SQ.FT.



List of unit numbers with this unit plan:

## VIEWS

Dubai Skyline  
C410

Disclaimer: 1. All dimensions are in metric, measured to wall finishes. 2. All materials, dimensions & drawings are approximate. 3. Information is subject to change without notice, at developer's absolute discretion. 4. Actual area may vary from the stated area. 5. Drawing are not to scale. 6. All images used are for illustrative purpose only and do not represent the actual size, features, specifications, fittings and furnishings. 7. The developer reserves the right to make revisions/ alterations, at its absolute discretion, without any liability whatsoever.

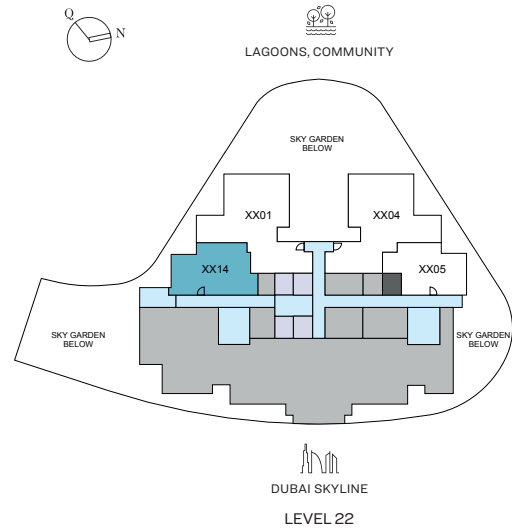
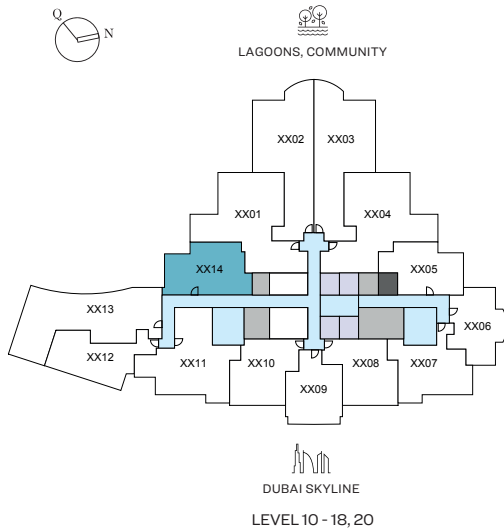
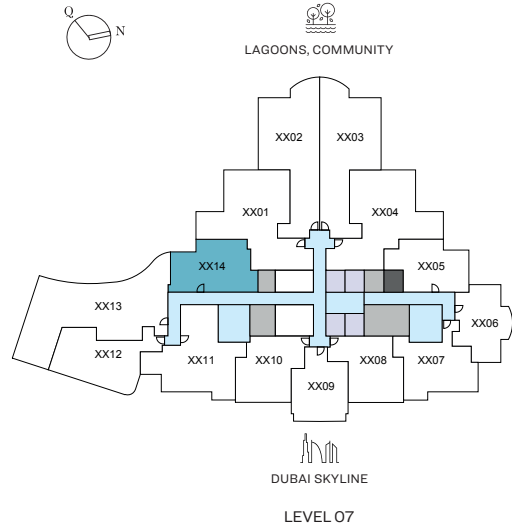
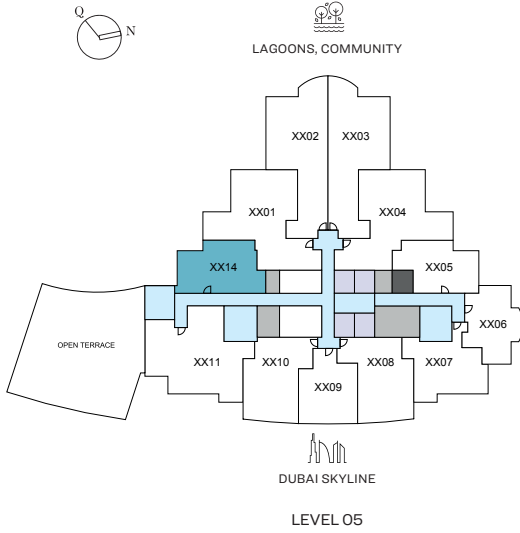
# 1.5 BEDROOM APARTMENT

TYPE C (with study room, powder room + balcony)

## TOTAL SALEABLE AREA

SUITE RANGE = 751.43 SQ.FT. - 751.97 SQ.FT.  
 BALCONY RANGE = 60.49 SQ.FT. - 60.71 SQ.FT.  
 TOTAL RANGE = 811.92 SQ.FT. - 812.68 SQ.FT.

 UNIT



List of unit numbers with this unit plan:

## VIEWS

Community, Lagoon, Amenities, Dubai Skyline

C514, C714, C1014, C1114, C1214, C1314, C1414, C1514, C1614, C1714, C1814, C2014

Community, Lagoon, Dubai Skyline

C2214, C2414, C2514, C2614, C2714, C2814, C3014, C3114, C3314, C3414, C3514, C3614, C3714, C3814

Disclaimer: 1. All dimensions are in metric, measured to wall finishes. 2. All materials, dimensions & drawings are approximate. 3. Information is subject to change without notice, at developer's absolute discretion. 4. Actual area may vary from the stated area. 5. Drawing are not to scale. 6. All images used are for illustrative purpose only and do not represent the actual size, features, specifications, fittings and furnishings. 7. The developer reserves the right to make revisions/ alterations, at its absolute discretion, without any liability whatsoever.

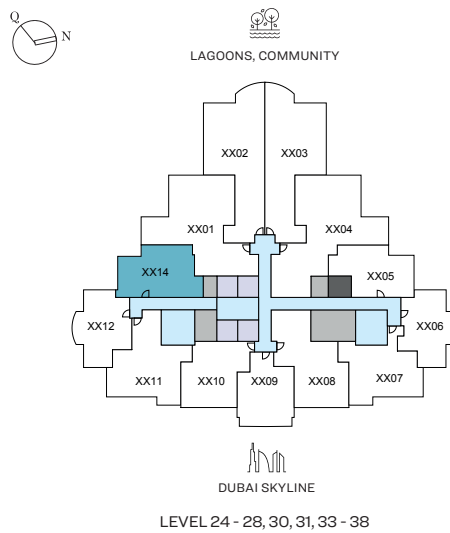
# 1.5 BEDROOM APARTMENT

TYPE C (with study room, powder room + balcony)

## TOTAL SALEABLE AREA

SUITE RANGE = 751.43 SQ.FT. - 751.97 SQ.FT.  
BALCONY RANGE = 60.49 SQ.FT. - 60.71 SQ.FT.  
TOTAL RANGE = 811.92 SQ.FT. - 812.68 SQ.FT.

 UNIT



List of unit numbers with this unit plan:

## VIEWS

Community, Lagoon, Amenities, Dubai Skyline

C514, C714, C1014, C1114, C1214, C1314, C1414, C1514, C1614, C1714, C1814, C2014

Community, Lagoon, Dubai Skyline

C2214, C2414, C2514, C2614, C2714, C2814, C3014, C3114, C3314, C3414, C3514, C3614, C3714, C3814

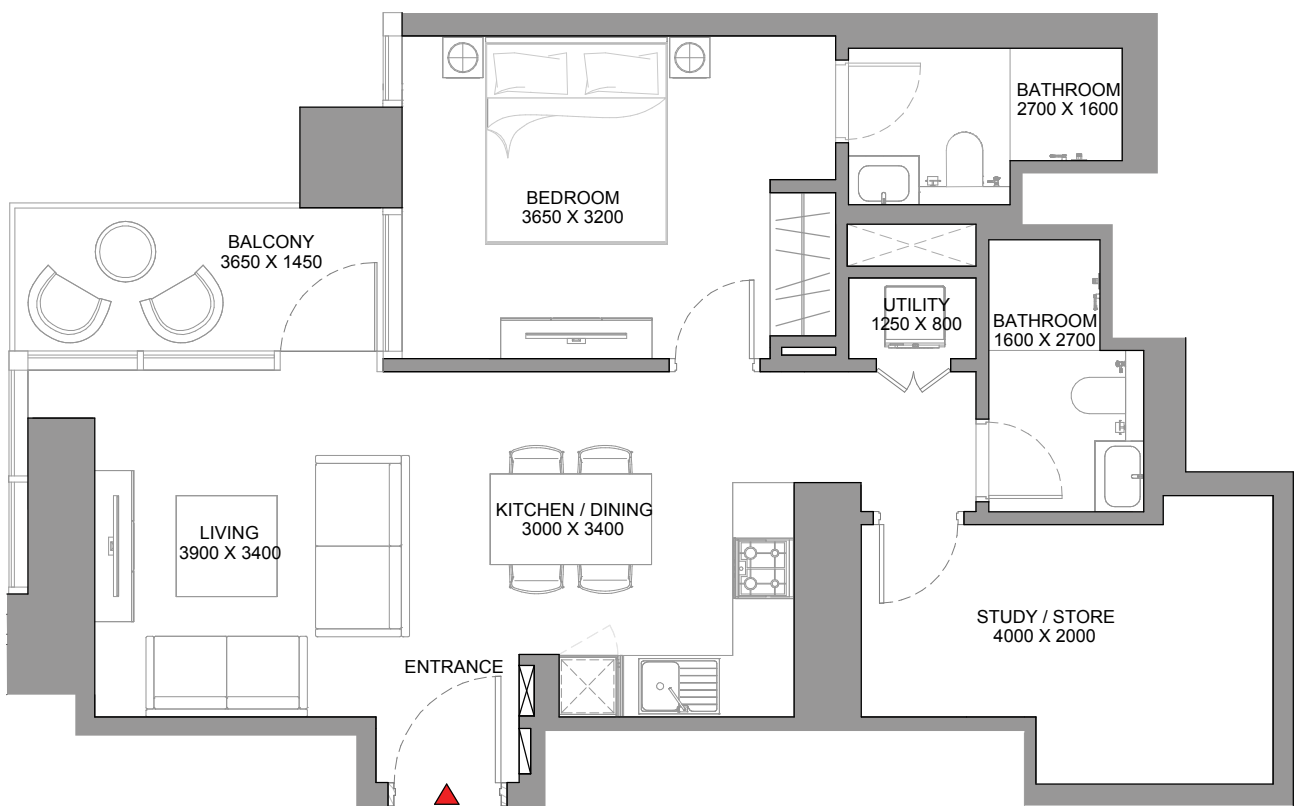
Disclaimer: 1. All dimensions are in metric, measured to wall finishes. 2. All materials, dimensions & drawings are approximate. 3. Information is subject to change without notice, at developer's absolute discretion. 4. Actual area may vary from the stated area. 5. Drawing are not to scale. 6. All images used are for illustrative purpose only and do not represent the actual size, features, specifications, fittings and furnishings. 7. The developer reserves the right to make revisions/ alterations, at its absolute discretion, without any liability whatsoever.

# 1.5 BEDROOM APARTMENT

TYPE C (with study room, powder room + balcony)

## TOTAL SALEABLE AREA

SUITE RANGE = 751.43 SQ.FT. - 751.97 SQ.FT.  
BALCONY RANGE = 60.49 SQ.FT. - 60.71 SQ.FT.  
TOTAL RANGE = 811.92 SQ.FT. - 812.68 SQ.FT.



List of unit numbers with this unit plan:

## VIEWS

Community, Lagoon, Amenities, Dubai Skyline

C514, C714, C1014, C1114, C1214, C1314, C1414, C1514, C1614, C1714, C1814, C2014

Community, Lagoon, Dubai Skyline

C2214, C2414, C2514, C2614, C2714, C2814, C3014, C3114, C3314, C3414, C3514, C3614, C3714, C3814





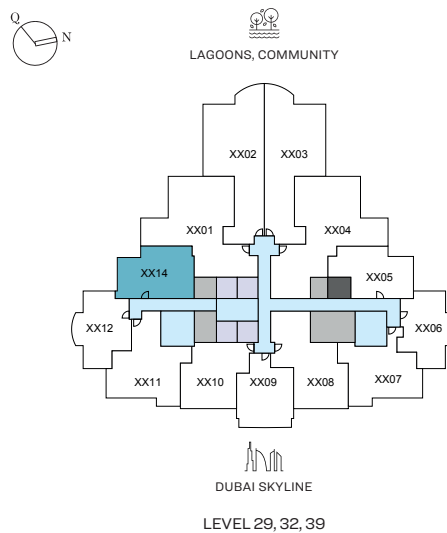
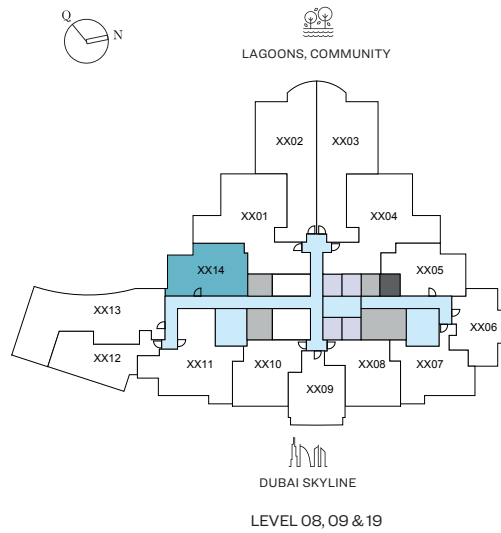
# 1.5 BEDROOM APARTMENT

TYPE C (with study room, powder room + balcony) VARIANT 1

## TOTAL SALEABLE AREA

SUITE RANGE = 716.12 SQ.FT. - 716.34 SQ.FT.  
BALCONY RANGE = 60.71 SQ.FT. - 60.82 SQ.FT.  
TOTAL RANGE = 776.94 SQ.FT. - 777.05 SQ.FT.

UNIT



List of unit numbers with this unit plan:

## VIEWS

Community, Lagoon, Amenities, Dubai Skyline  
C814, C914, C1914

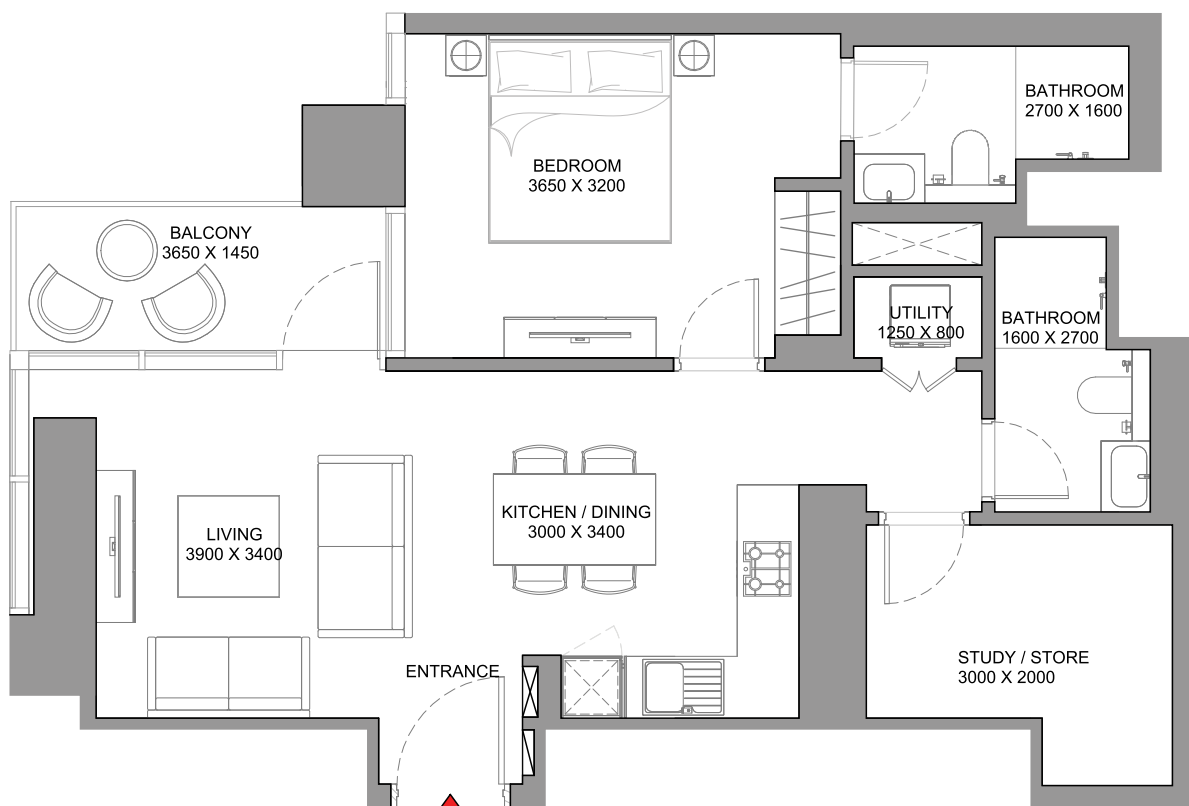
Community, Lagoon, Dubai Skyline  
C2914, C3214, C3914

# 1.5 BEDROOM APARTMENT

TYPE C (with study room, powder room + balcony) VARIANT 1

## TOTAL SALEABLE AREA

SUITE RANGE = 716.12 SQ.FT. - 716.34 SQ.FT.  
BALCONY RANGE = 60.71 SQ.FT. - 60.82 SQ.FT.  
TOTAL RANGE = 776.94 SQ.FT. - 777.05 SQ.FT.



List of unit numbers with this unit plan:

## VIEWS

Community, Lagoon, Amenities, Dubai Skyline  
C814, C914, C1914

Community, Lagoon, Dubai Skyline  
C2914, C3214, C3914



# 1.5 BEDROOM APARTMENT

TYPE C (with study room, powder room + yard) VARIANT 2

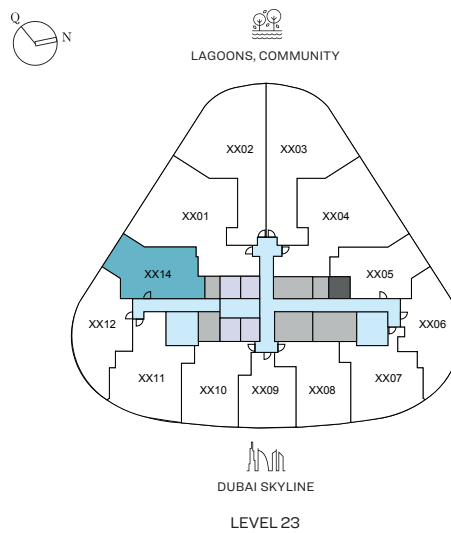
## TOTAL SALEABLE AREA

SUITE RANGE = 751.43 SQ.FT. – 751.86 SQ.FT.

YARD RANGE = 238.64 SQ.FT. – 238.74 SQ.FT.

TOTAL RANGE = 990.17 SQ.FT. – 990.50 SQ.FT.

UNIT



List of unit numbers with this unit plan:

## VIEWS

Community, Lagoon, Dubai Skyline

C2114, C2314

Disclaimer: 1. All dimensions are in metric, measured to wall finishes. 2. All materials, dimensions & drawings are approximate. 3. Information is subject to change without notice, at developer's absolute discretion. 4. Actual area may vary from the stated area. 5. Drawing are not to scale. 6. All images used are for illustrative purpose only and do not represent the actual size, features, specifications, fittings and furnishings. 7. The developer reserves the right to make revisions/ alterations, at its absolute discretion, without any liability whatsoever.

# 1.5 BEDROOM APARTMENT

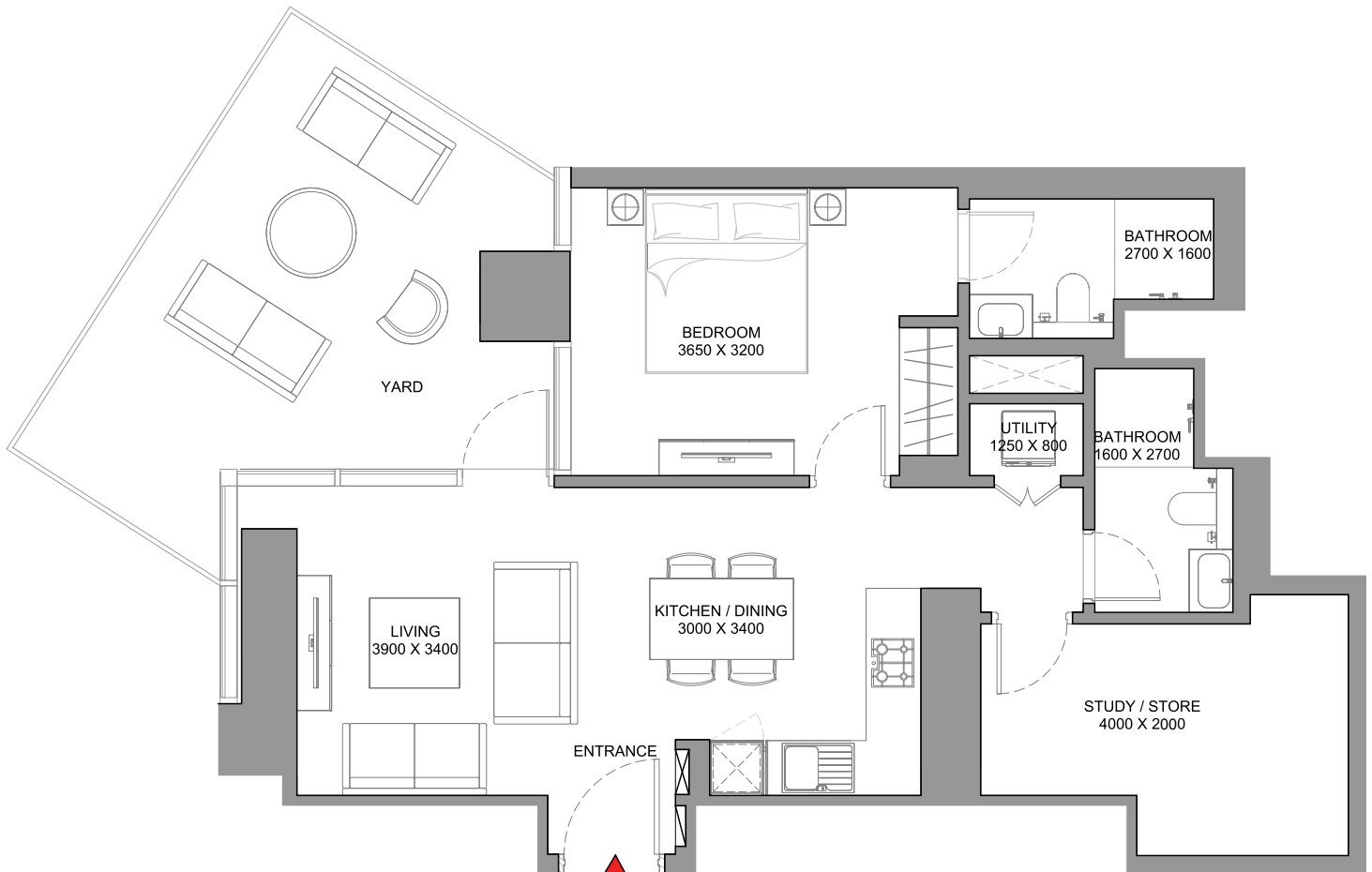
TYPE C (with study room, powder room + yard) VARIANT 2

## TOTAL SALEABLE AREA

SUITE RANGE = 751.43 SQ.FT. – 751.86 SQ.FT.

YARD RANGE = 238.64 SQ.FT. – 238.74 SQ.FT.

TOTAL RANGE = 990.17 SQ.FT. – 990.50 SQ.FT.



List of unit numbers with this unit plan:

## VIEWS

Community, Lagoon, Dubai Skyline

C2114, C2314

Disclaimer: 1. All dimensions are in metric, measured to wall finishes. 2. All materials, dimensions & drawings are approximate. 3. Information is subject to change without notice, at developer's absolute discretion. 4. Actual area may vary from the stated area. 5. Drawing are not to scale. 6. All images used are for illustrative purpose only and do not represent the actual size, features, specifications, fittings and furnishings. 7. The developer reserves the right to make revisions/ alterations, at its absolute discretion, without any liability whatsoever.

# 1.5 BEDROOM APARTMENT

TYPE C (with study room, powder room + yard) VARIANT 3

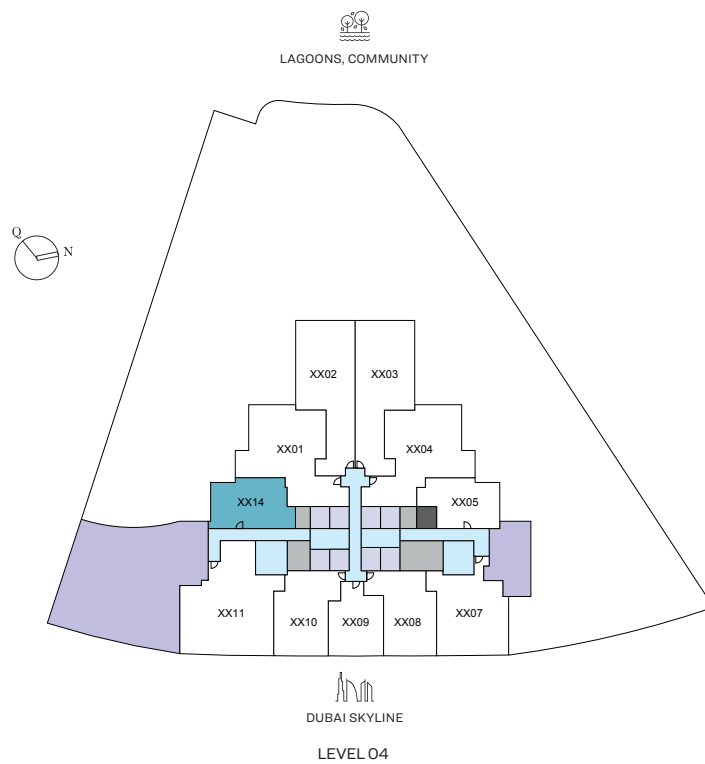
## TOTAL SALEABLE AREA

SUITE = 751.97 SQ.FT.

YARD = 93.86 SQ.FT.

TOTAL = 845.83 SQ.FT.

 UNIT



List of unit numbers with this unit plan:

## VIEWS

Community, Lagoon, Amenities, Dubai Skyline

C414

Disclaimer: 1. All dimensions are in metric, measured to wall finishes. 2. All materials, dimensions & drawings are approximate. 3. Information is subject to change without notice, at developer's absolute discretion. 4. Actual area may vary from the stated area. 5. Drawing are not to scale. 6. All images used are for illustrative purpose only and do not represent the actual size, features, specifications, fittings and furnishings. 7. The developer reserves the right to make revisions/ alterations, at its absolute discretion, without any liability whatsoever.

# 1.5 BEDROOM APARTMENT

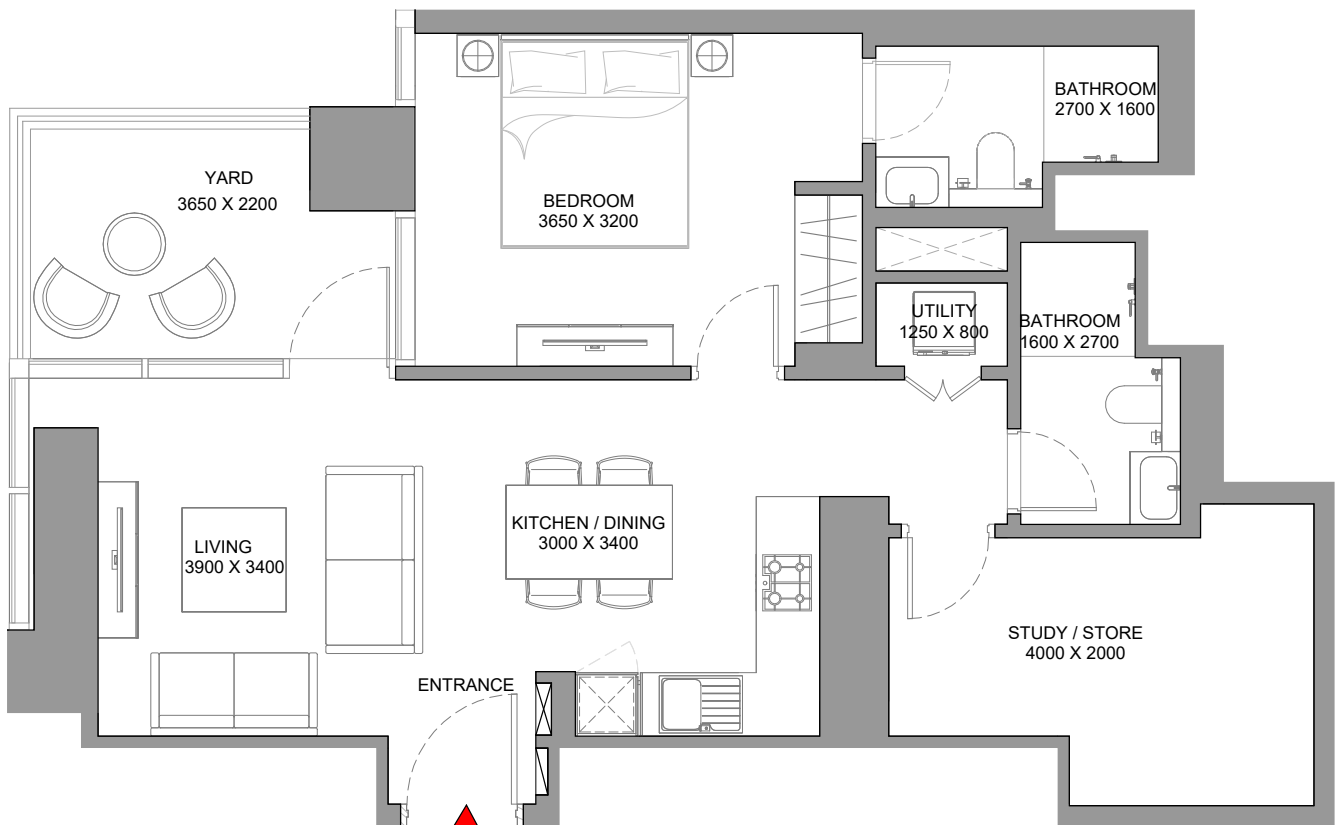
TYPE C (with study room, powder room + yard) VARIANT 3

## TOTAL SALEABLE AREA

SUITE = 751.97 SQ.FT.

YARD = 93.86 SQ.FT.

TOTAL = 845.83 SQ.FT.



List of unit numbers with this unit plan:

## VIEWS

Community, Lagoon, Amenities, Dubai Skyline  
C414

Disclaimer: 1. All dimensions are in metric, measured to wall finishes. 2. All materials, dimensions & drawings are approximate. 3. Information is subject to change without notice, at developer's absolute discretion. 4. Actual area may vary from the stated area. 5. Drawing are not to scale. 6. All images used are for illustrative purpose only and do not represent the actual size, features, specifications, fittings and furnishings. 7. The developer reserves the right to make revisions/ alterations, at its absolute discretion, without any liability whatsoever.

# 1.5 BEDROOM APARTMENT

TYPE C (with study room, powder room + yard) VARIANT 4

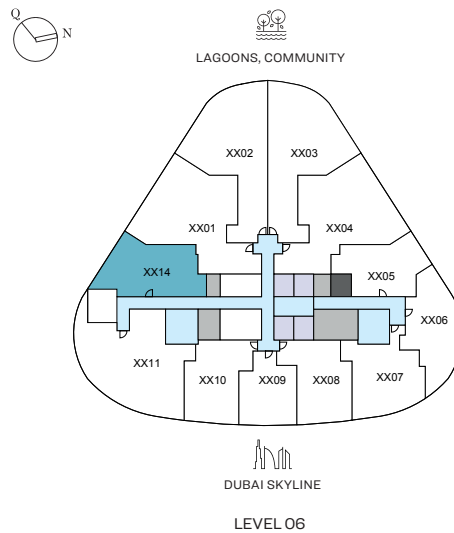
## TOTAL SALEABLE AREA

SUITE = 751.86 SQ.FT.

YARD = 358.33 SQ.FT.

TOTAL = 1,110.19 SQ.FT.

 UNIT



List of unit numbers with this unit plan:

## VIEWS

Community, Lagoon, Amenities, Dubai Skyline

C614

Disclaimer: 1. All dimensions are in metric, measured to wall finishes. 2. All materials, dimensions & drawings are approximate. 3. Information is subject to change without notice, at developer's absolute discretion. 4. Actual area may vary from the stated area. 5. Drawing are not to scale. 6. All images used are for illustrative purpose only and do not represent the actual size, features, specifications, fittings and furnishings. 7. The developer reserves the right to make revisions/ alterations, at its absolute discretion, without any liability whatsoever.

# 1.5 BEDROOM APARTMENT

TYPE C (with study room, powder room + yard) VARIANT 4

## TOTAL SALEABLE AREA

SUITE = 751.86 SQ.FT.

YARD = 358.33 SQ.FT.

TOTAL = 1,110.19 SQ.FT.



List of unit numbers with this unit plan:

## VIEWS

Community, Lagoon, Amenities, Dubai Skyline  
C614

Disclaimer: 1. All dimensions are in metric, measured to wall finishes. 2. All materials, dimensions & drawings are approximate. 3. Information is subject to change without notice, at developer's absolute discretion. 4. Actual area may vary from the stated area. 5. Drawing are not to scale. 6. All images used are for illustrative purpose only and do not represent the actual size, features, specifications, fittings and furnishings. 7. The developer reserves the right to make revisions/ alterations, at its absolute discretion, without any liability whatsoever.



# 1.5 BEDROOM APARTMENT

TYPE D (with study room, powder room + balcony)

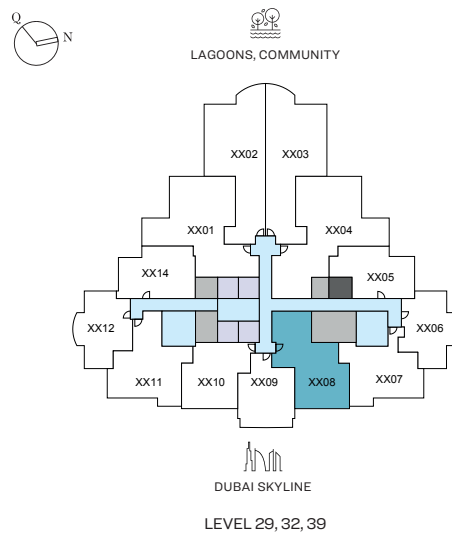
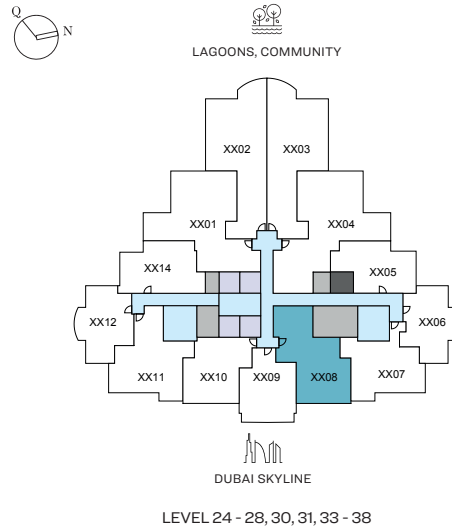
## TOTAL SALEABLE AREA

SUITE RANGE = 1,048.30 SQ.FT. - 1,048.73 SQ.FT.

BALCONY = 77.28 SQ.FT.

TOTAL RANGE = 1,125.58 SQ.FT. - 1,126.01 SQ.FT.

UNIT



List of unit numbers with this unit plan:

## VIEWS

Dubai Skyline

C2408, C2508, C2608, C2708, C2808, C2908, C3008, C3108, C3208, C3308, C3408, C3508, C3608, C3708, C3808, C3908

Disclaimer: 1. All dimensions are in metric, measured to wall finishes. 2. All materials, dimensions & drawings are approximate. 3. Information is subject to change without notice, at developer's absolute discretion. 4. Actual area may vary from the stated area. 5. Drawing are not to scale. 6. All images used are for illustrative purpose only and do not represent the actual size, features, specifications, fittings and furnishings. 7. The developer reserves the right to make revisions/ alterations, at its absolute discretion, without any liability whatsoever.

# 1.5 BEDROOM APARTMENT

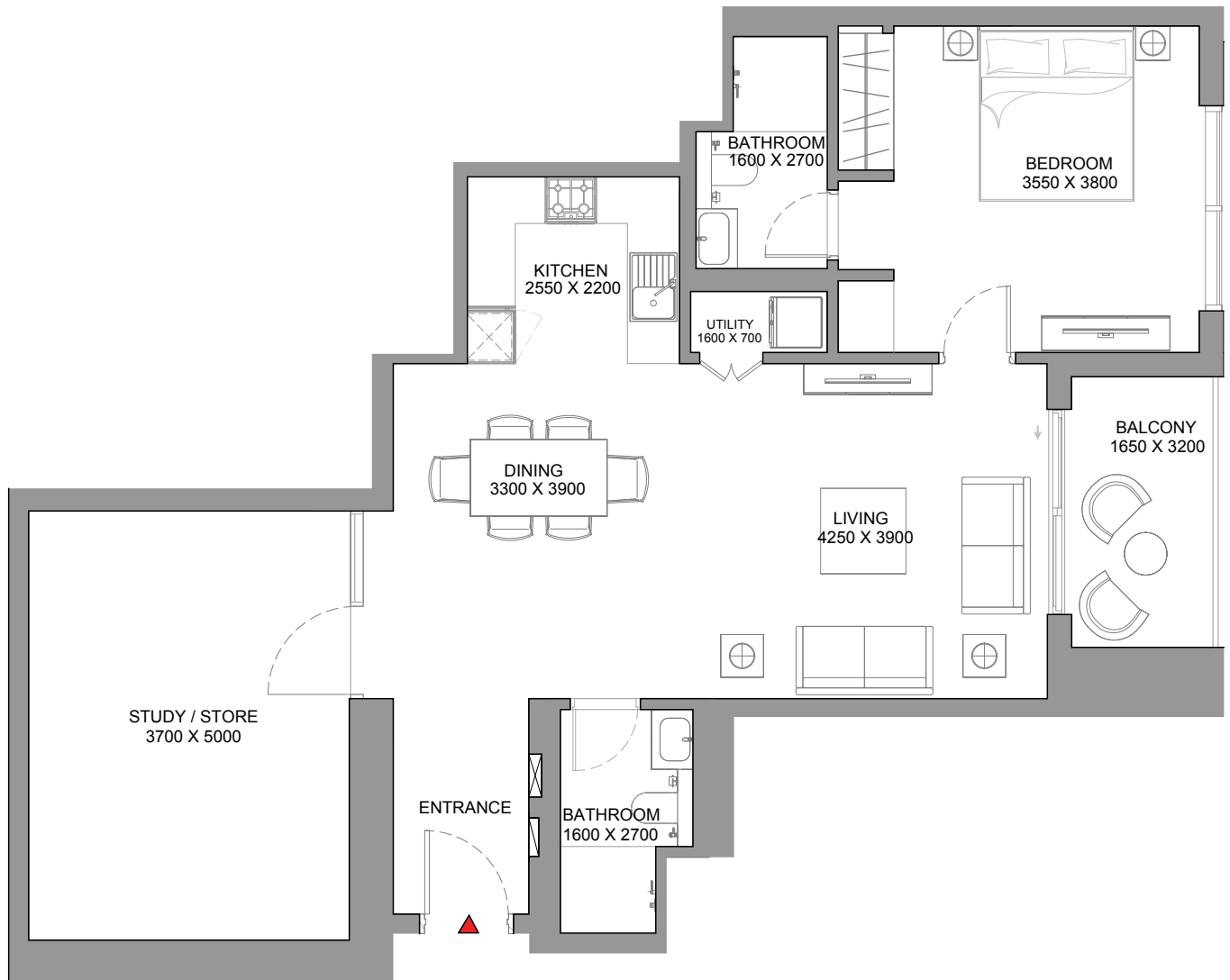
TYPE D (with study room, powder room + balcony)

## TOTAL SALEABLE AREA

SUITE RANGE = 1,048.30 SQ.FT. - 1,048.73 SQ.FT.

BALCONY = 77.28 SQ.FT.

TOTAL RANGE = 1,125.58 SQ.FT. - 1,126.01 SQ.FT.



List of unit numbers with this unit plan:

## VIEWS

Dubai Skyline

C2408, C2508, C2608, C2708, C2808, C2908, C3008, C3108, C3208, C3308, C3408, C3508, C3608, C3708, C3808, C3908

Disclaimer: 1. All dimensions are in metric, measured to wall finishes. 2. All materials, dimensions & drawings are approximate. 3. Information is subject to change without notice, at developer's absolute discretion. 4. Actual area may vary from the stated area. 5. Drawing are not to scale. 6. All images used are for illustrative purpose only and do not represent the actual size, features, specifications, fittings and furnishings. 7. The developer reserves the right to make revisions/ alterations, at its absolute discretion, without any liability whatsoever.

# 2 BEDROOM APARTMENT

TYPE A (with shared powder room + balcony)

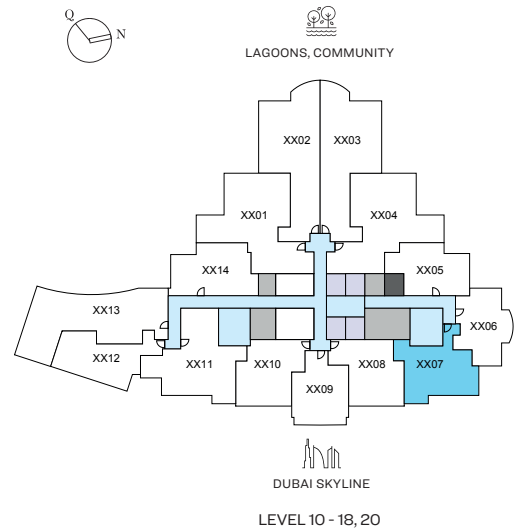
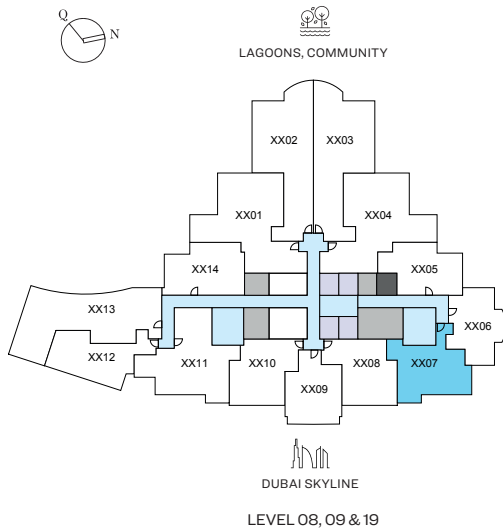
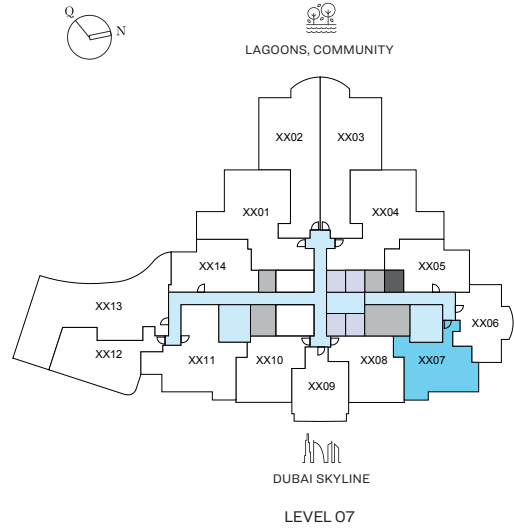
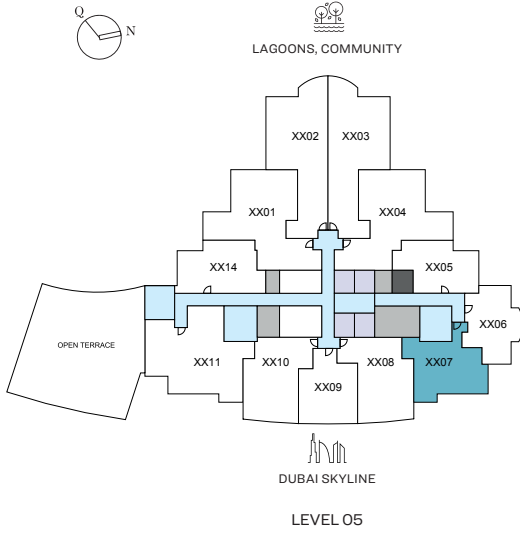
## TOTAL SALEABLE AREA

SUITE RANGE = 850.24 SQ.FT. - 850.46 SQ.FT.

BALCONY RANGE = 89.88 SQ.FT. - 90.09 SQ.FT.

TOTAL RANGE = 940.33 SQ.FT. - 940.34 SQ.FT.

 UNIT



List of unit numbers with this unit plan:

## VIEWS

### Dubai Skyline

C507, C707, C807, C907, C1007, C1107, C1207, C1307, C1407, C1507, C1607, C1707, C1807, C1907, C2007, C2407, C2507, C2607, C2707, C2807, C2907, C3007, C3107, C3207, C3307, C3407, C3507, C3607, C3707, C3807, C3907

# 2 BEDROOM APARTMENT

TYPE A (with shared powder room + balcony)

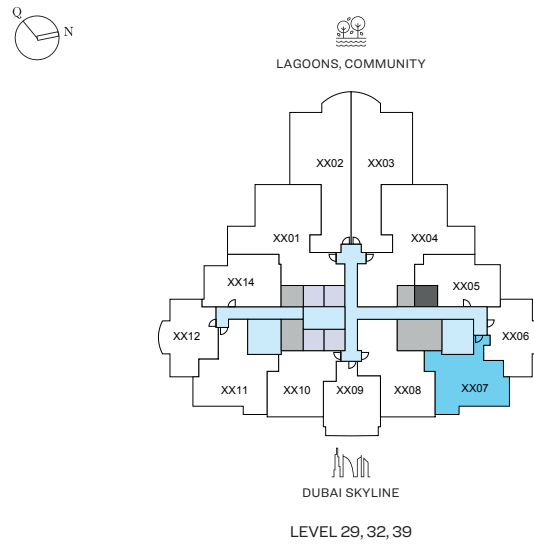
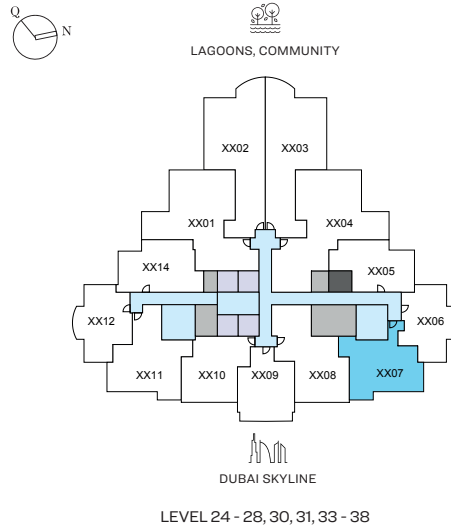
## TOTAL SALEABLE AREA

SUITE RANGE = 850.24 SQ.FT. - 850.46 SQ.FT.

BALCONY RANGE = 89.88 SQ.FT. - 90.09 SQ.FT.

TOTAL RANGE = 940.33 SQ.FT. - 940.34 SQ.FT.

UNIT



List of unit numbers with this unit plan:

## VIEWS

### Dubai Skyline

C507, C707, C807, C907, C1007, C1107, C1207, C1307, C1407, C1507, C1607, C1707, C1807, C1907, C2007, C2407, C2507, C2607, C2707, C2807, C2907, C3007, C3107, C3207, C3307, C3407, C3507, C3607, C3707, C3807, C3907

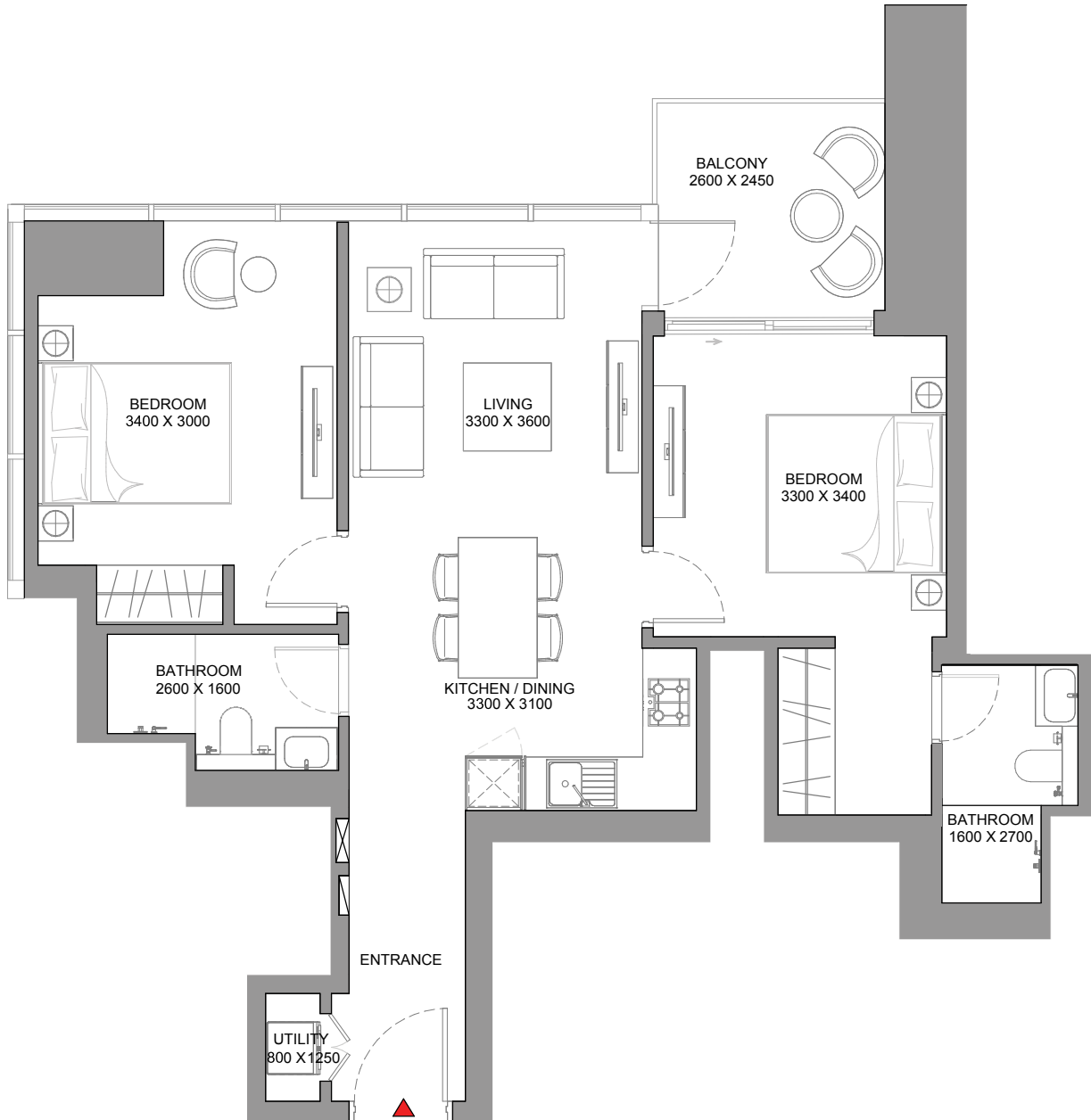
Disclaimer: 1. All dimensions are in metric, measured to wall finishes. 2. All materials, dimensions & drawings are approximate. 3. Information is subject to change without notice, at developer's absolute discretion. 4. Actual area may vary from the stated area. 5. Drawing are not to scale. 6. All images used are for illustrative purpose only and do not represent the actual size, features, specifications, fittings and furnishings. 7. The developer reserves the right to make revisions/ alterations, at its absolute discretion, without any liability whatsoever.

# 2 BEDROOM APARTMENT

TYPE A (with shared powder room + balcony)

## TOTAL SALEABLE AREA

SUITE RANGE = 850.24 SQ.FT. - 850.46 SQ.FT.  
BALCONY RANGE = 89.88 SQ.FT. - 90.09 SQ.FT.  
TOTAL RANGE = 940.33 SQ.FT. - 940.34 SQ.FT.



List of unit numbers with this unit plan:

## VIEWS

Dubai Skyline

C507, C707, C807, C907, C1007, C1107, C1207, C1307, C1407, C1507, C1607, C1707, C1807, C1907, C2007, C2407, C2507, C2607, C2707, C2807, C2907, C3007, C3107, C3207, C3307, C3407, C3507, C3607, C3707, C3807, C3907

Disclaimer: 1. All dimensions are in metric, measured to wall finishes. 2. All materials, dimensions & drawings are approximate. 3. Information is subject to change without notice, at developer's absolute discretion. 4. Actual area may vary from the stated area. 5. Drawing are not to scale. 6. All images used are for illustrative purpose only and do not represent the actual size, features, specifications, fittings and furnishings. 7. The developer reserves the right to make revisions/ alterations, at its absolute discretion, without any liability whatsoever.

# 2 BEDROOM APARTMENT

TYPE A (with shared powder room + yard) VARIANT 1

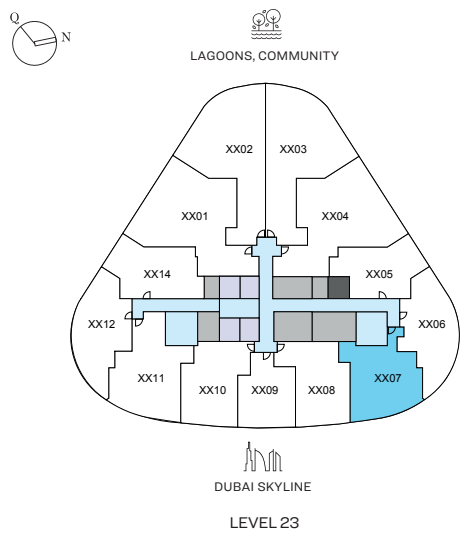
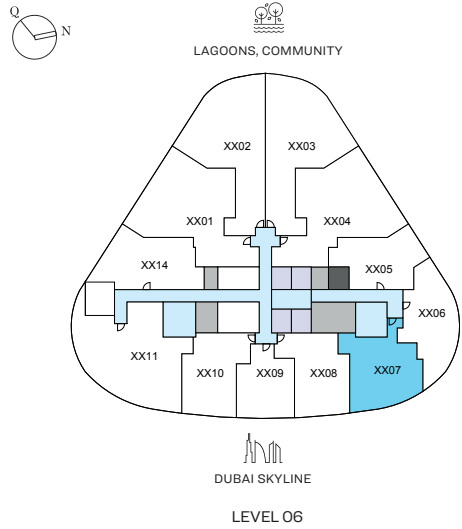
## TOTAL SALEABLE AREA

SUITE RANGE = 850.03 SQ.FT. - 850.46 SQ.FT.

YARD RANGE = 333.90 SQ.FT. - 334.00 SQ.FT.

TOTAL RANGE = 1,184.03 SQ.FT. - 1,184.36 SQ.FT.

UNIT



List of unit numbers with this unit plan:

## VIEWS

Dubai Skyline  
C607, C2307

# 2 BEDROOM APARTMENT

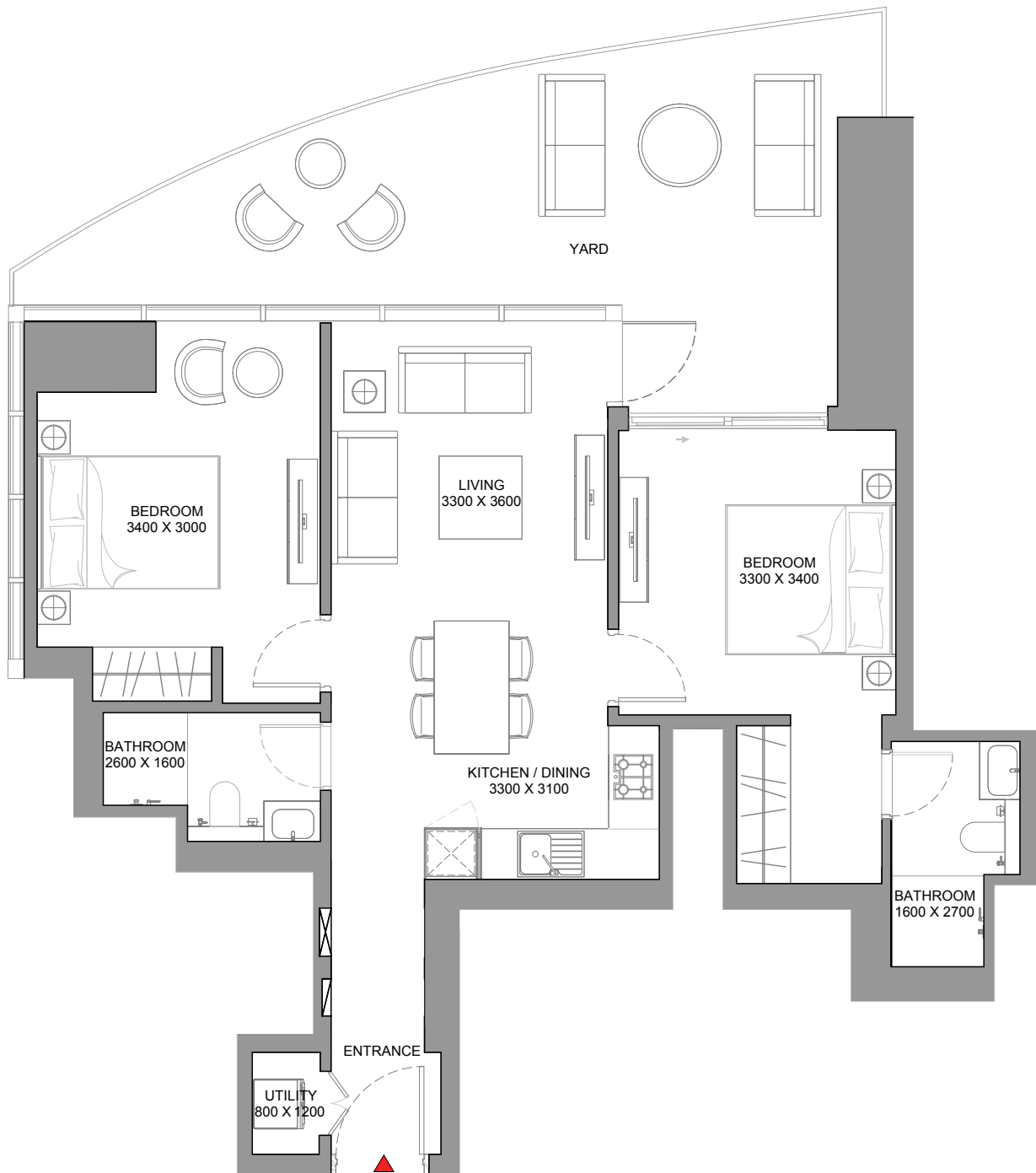
TYPE A (with shared powder room + yard) VARIANT 1

## TOTAL SALEABLE AREA

SUITE RANGE = 850.03 SQ.FT. - 850.46 SQ.FT.

YARD RANGE = 333.90 SQ.FT. - 334.00 SQ.FT.

TOTAL RANGE = 1,184.03 SQ.FT. - 1,184.36 SQ.FT.



List of unit numbers with this unit plan:

## VIEWS

Dubai Skyline  
C607, C2307

Disclaimer: 1. All dimensions are in metric, measured to wall finishes. 2. All materials, dimensions & drawings are approximate. 3. Information is subject to change without notice, at developer's absolute discretion. 4. Actual area may vary from the stated area. 5. Drawing are not to scale. 6. All images used are for illustrative purpose only and do not represent the actual size, features, specifications, fittings and furnishings. 7. The developer reserves the right to make revisions/ alterations, at its absolute discretion, without any liability whatsoever.

# 2 BEDROOM APARTMENT

TYPE A (with shared powder room + yard) VARIANT 2

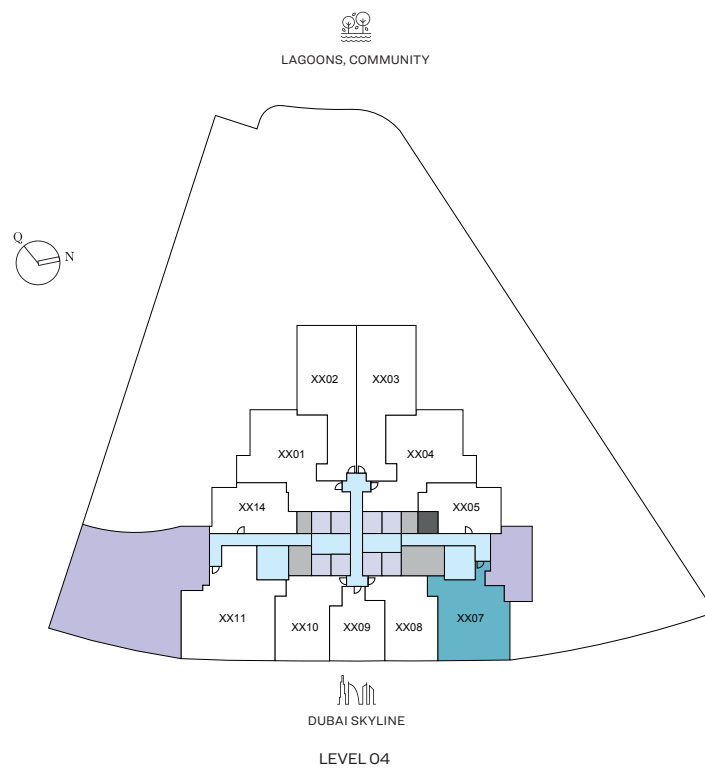
## TOTAL SALEABLE AREA

SUITE = 850.13 SQ.FT.

YARD = 557.03 SQ.FT.

TOTAL = 1,407.16 SQ.FT.

 UNIT



List of unit numbers with this unit plan:

## VIEWS

Dubai Skyline  
C407

Disclaimer: 1. All dimensions are in metric, measured to wall finishes. 2. All materials, dimensions & drawings are approximate. 3. Information is subject to change without notice, at developer's absolute discretion. 4. Actual area may vary from the stated area. 5. Drawing are not to scale. 6. All images used are for illustrative purpose only and do not represent the actual size, features, specifications, fittings and furnishings. 7. The developer reserves the right to make revisions/ alterations, at its absolute discretion, without any liability whatsoever.



# 2 BEDROOM APARTMENT

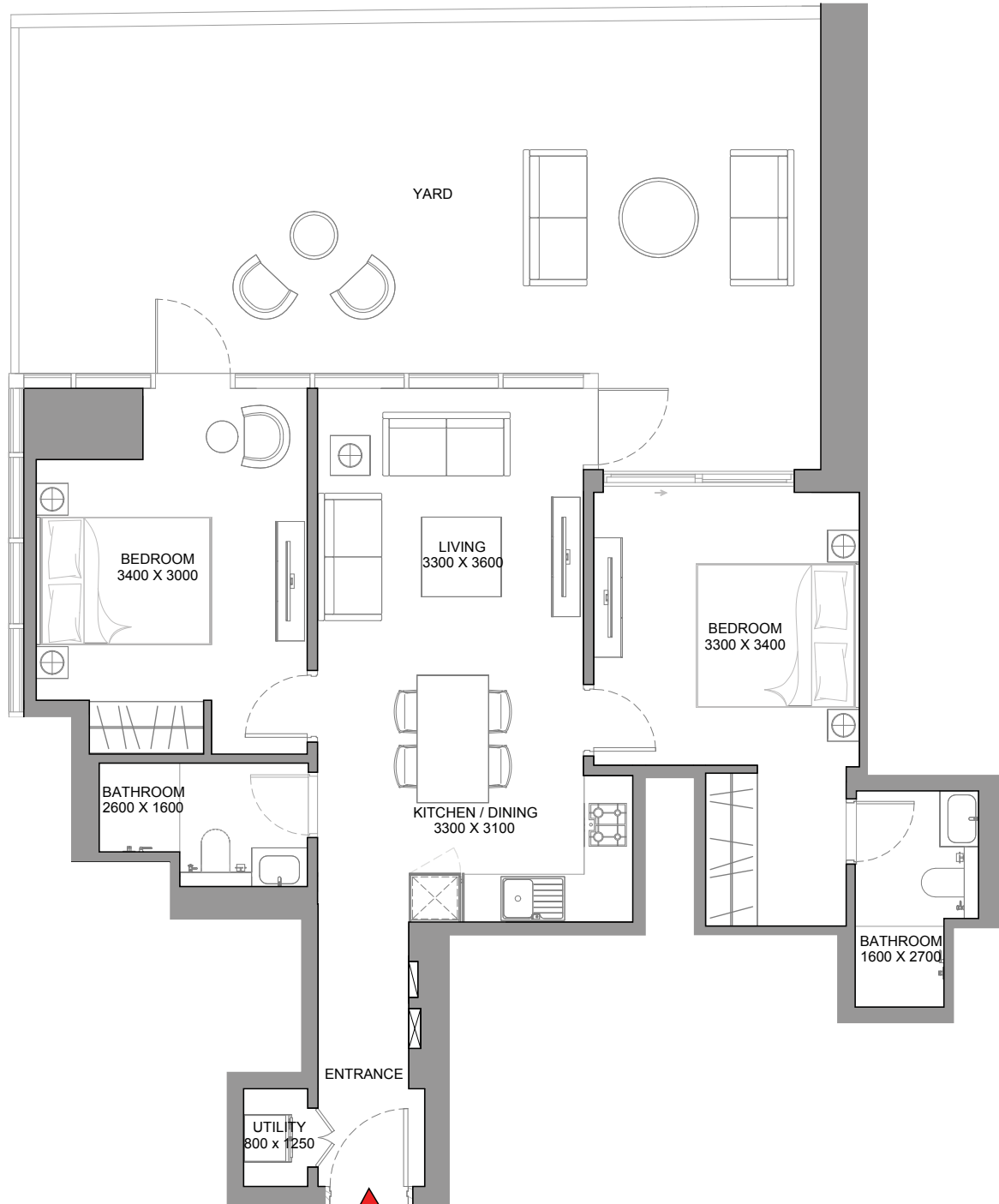
TYPE A (with shared powder room + yard) VARIANT 2

## TOTAL SALEABLE AREA

SUITE = 850.13 SQ.FT.

YARD = 557.03 SQ.FT.

TOTAL = 1,407.16 SQ.FT.



List of unit numbers with this unit plan:

## VIEWS

Dubai Skyline  
C407

Disclaimer: 1. All dimensions are in metric, measured to wall finishes. 2. All materials, dimensions & drawings are approximate. 3. Information is subject to change without notice, at developer's absolute discretion. 4. Actual area may vary from the stated area. 5. Drawing are not to scale. 6. All images used are for illustrative purpose only and do not represent the actual size, features, specifications, fittings and furnishings. 7. The developer reserves the right to make revisions/ alterations, at its absolute discretion, without any liability whatsoever.

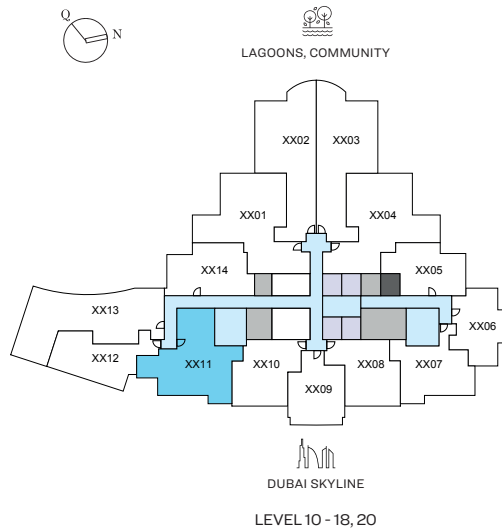
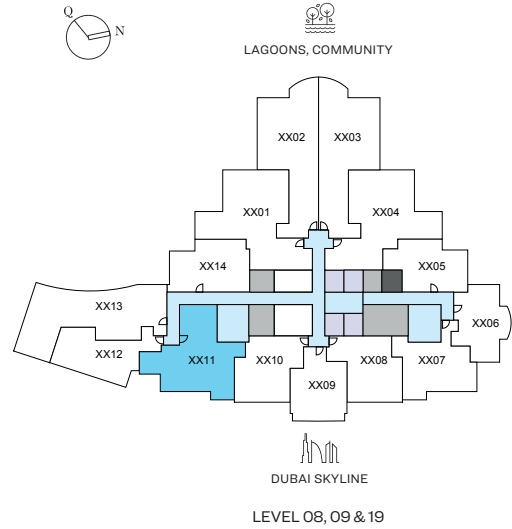
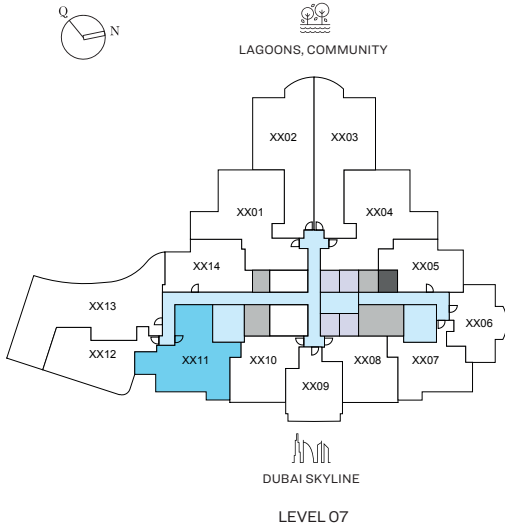
# 2 BEDROOM APARTMENT

TYPE B (with maid room, powder room + balcony)

## TOTAL SALEABLE AREA

SUITE RANGE = 1,160.46 SQ.FT. - 1,162.29 SQ.FT.  
 BALCONY RANGE = 90.09 SQ.FT. - 90.20 SQ.FT.  
 TOTAL RANGE = 1,250.66 SQ.FT. - 1,252.38 SQ.FT.

 UNIT



List of unit numbers with this unit plan:

## VIEWS

Dubai Skyline

C711, C811, C911, C1011, C1111, C1211, C1311, C1411, C1511, C1611, C1711, C1811, C1911, C2011

Disclaimer: 1. All dimensions are in metric, measured to wall finishes. 2. All materials, dimensions & drawings are approximate. 3. Information is subject to change without notice, at developer's absolute discretion. 4. Actual area may vary from the stated area. 5. Drawing are not to scale. 6. All images used are for illustrative purpose only and do not represent the actual size, features, specifications, fittings and furnishings. 7. The developer reserves the right to make revisions/ alterations, at its absolute discretion, without any liability whatsoever.

# 2 BEDROOM APARTMENT

TYPE B (with maid room, powder room + balcony)

## TOTAL SALEABLE AREA

SUITE RANGE = 1,160.46 SQ.FT. - 1,162.29 SQ.FT.  
BALCONY RANGE = 90.09 SQ.FT. - 90.20 SQ.FT.  
TOTAL RANGE = 1,250.66 SQ.FT. - 1,252.38 SQ.FT.



List of unit numbers with this unit plan:

## VIEWS

Dubai Skyline

C711, C811, C911, C1011, C1111, C1211, C1311, C1411, C1511, C1611, C1711, C1811, C1911, C2011

Disclaimer: 1. All dimensions are in metric, measured to wall finishes. 2. All materials, dimensions & drawings are approximate. 3. Information is subject to change without notice, at developer's absolute discretion. 4. Actual area may vary from the stated area. 5. Drawing are not to scale. 6. All images used are for illustrative purpose only and do not represent the actual size, features, specifications, fittings and furnishings. 7. The developer reserves the right to make revisions/ alterations, at its absolute discretion, without any liability whatsoever.

# 2 BEDROOM APARTMENT

TYPE C (with maid room, powder room + yard)

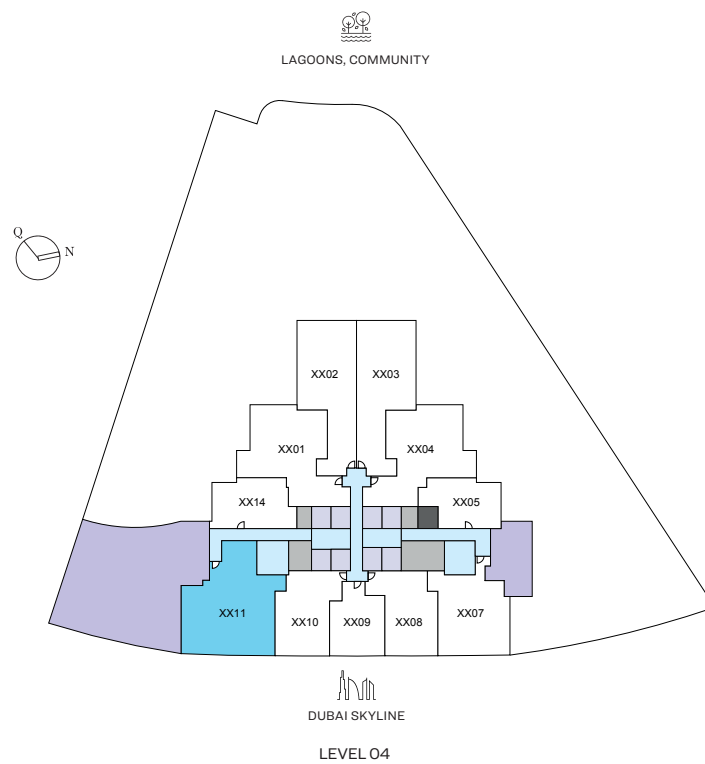
## TOTAL SALEABLE AREA

SUITE = 1,232.14 SQ.FT.

YARD = 803.53 SQ.FT.

TOTAL = 2,035.67 SQ.FT.

 UNIT



List of unit numbers with this unit plan:

## VIEWS

Dubai Skyline  
C411

Disclaimer: 1. All dimensions are in metric, measured to wall finishes. 2. All materials, dimensions & drawings are approximate. 3. Information is subject to change without notice, at developer's absolute discretion. 4. Actual area may vary from the stated area. 5. Drawing are not to scale. 6. All images used are for illustrative purpose only and do not represent the actual size, features, specifications, fittings and furnishings. 7. The developer reserves the right to make revisions/ alterations, at its absolute discretion, without any liability whatsoever.

# 2 BEDROOM APARTMENT

TYPE C (with maid room, powder room + yard)

## TOTAL SALEABLE AREA

SUITE = 1,232.14 SQ.FT.

YARD = 803.53 SQ.FT.

TOTAL = 2,035.67 SQ.FT.



List of unit numbers with this unit plan:

## VIEWS

Dubai Skyline  
C411

Disclaimer: 1. All dimensions are in metric, measured to wall finishes. 2. All materials, dimensions & drawings are approximate. 3. Information is subject to change without notice, at developer's absolute discretion. 4. Actual area may vary from the stated area. 5. Drawing are not to scale. 6. All images used are for illustrative purpose only and do not represent the actual size, features, specifications, fittings and furnishings. 7. The developer reserves the right to make revisions/ alterations, at its absolute discretion, without any liability whatsoever.

# 2 BEDROOM APARTMENT

TYPE E (with maid room, study room and powder room + yard)

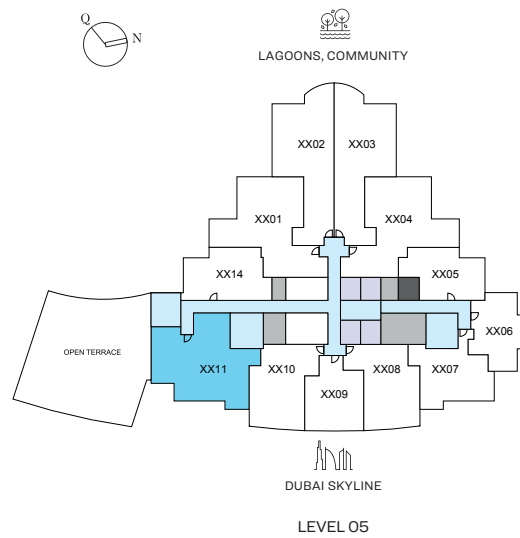
## TOTAL SALEABLE AREA

SUITE = 1,425.79 SQ.FT.

YARD = 90.20 SQ.FT.

TOTAL = 1,515.99 SQ.FT.

 UNIT



List of unit numbers with this unit plan:

## VIEWS

Dubai Skyline  
C511

Disclaimer: 1. All dimensions are in metric, measured to wall finishes. 2. All materials, dimensions & drawings are approximate. 3. Information is subject to change without notice, at developer's absolute discretion. 4. Actual area may vary from the stated area. 5. Drawing are not to scale. 6. All images used are for illustrative purpose only and do not represent the actual size, features, specifications, fittings and furnishings. 7. The developer reserves the right to make revisions/ alterations, at its absolute discretion, without any liability whatsoever.

# 2 BEDROOM APARTMENT

TYPE E (with maid room, study room and powder room + yard)

## TOTAL SALEABLE AREA

SUITE = 1,425.79 SQ.FT.

YARD = 90.20 SQ.FT.

TOTAL = 1,515.99 SQ.FT.



List of unit numbers with this unit plan:

## VIEWS

Dubai Skyline

C511

Disclaimer: 1. All dimensions are in metric, measured to wall finishes. 2. All materials, dimensions & drawings are approximate. 3. Information is subject to change without notice, at developer's absolute discretion. 4. Actual area may vary from the stated area. 5. Drawing are not to scale. 6. All images used are for illustrative purpose only and do not represent the actual size, features, specifications, fittings and furnishings. 7. The developer reserves the right to make revisions/ alterations, at its absolute discretion, without any liability whatsoever.

# 2 BEDROOM APARTMENT

TYPE E (with maid room, study room and powder room + yard) VARIANT 1

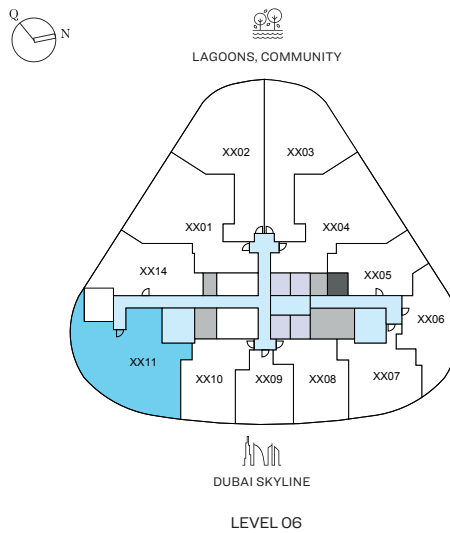
## TOTAL SALEABLE AREA

SUITE = 1,424.07 SQ.FT.

YARD = 598.15 SQ.FT.

TOTAL = 2,022.22 SQ.FT.

 UNIT



List of unit numbers with this unit plan:

## VIEWS

Dubai Skyline  
C611

Disclaimer: 1. All dimensions are in metric, measured to wall finishes. 2. All materials, dimensions & drawings are approximate. 3. Information is subject to change without notice, at developer's absolute discretion. 4. Actual area may vary from the stated area. 5. Drawing are not to scale. 6. All images used are for illustrative purpose only and do not represent the actual size, features, specifications, fittings and furnishings. 7. The developer reserves the right to make revisions/ alterations, at its absolute discretion, without any liability whatsoever.



# 2 BEDROOM APARTMENT

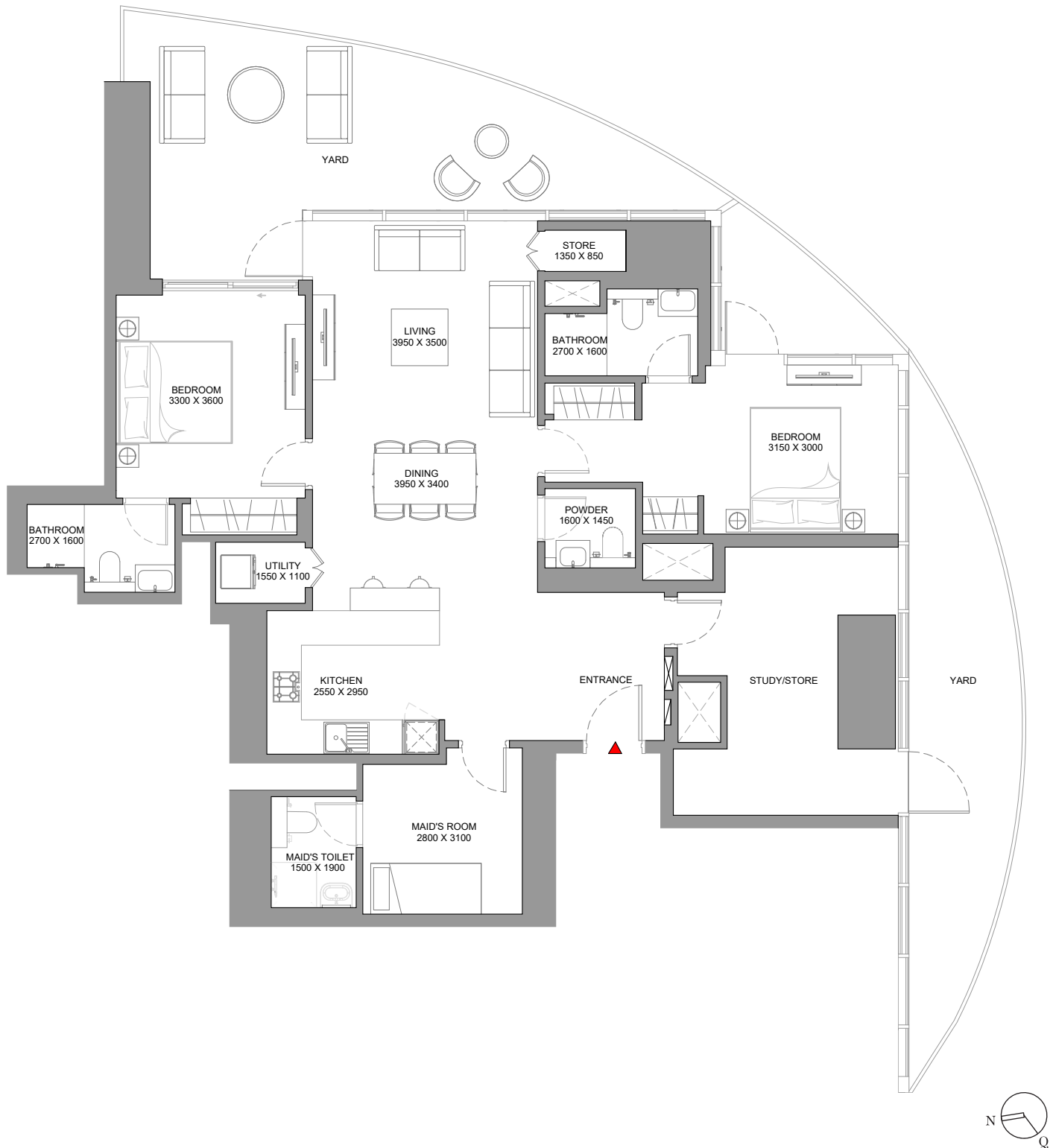
TYPE E (with maid room, study room and powder room + yard) VARIANT 1

## TOTAL SALEABLE AREA

SUITE = 1,424.07 SQ.FT.

YARD = 598.15 SQ.FT.

TOTAL = 2,022.22 SQ.FT.



List of unit numbers with this unit plan:

## VIEWS

Dubai Skyline  
C611

Disclaimer: 1. All dimensions are in metric, measured to wall finishes. 2. All materials, dimensions & drawings are approximate. 3. Information is subject to change without notice, at developer's absolute discretion. 4. Actual area may vary from the stated area. 5. Drawing are not to scale. 6. All images used are for illustrative purpose only and do not represent the actual size, features, specifications, fittings and furnishings. 7. The developer reserves the right to make revisions/ alterations, at its absolute discretion, without any liability whatsoever.

## 2.5 BEDROOM APARTMENT

TYPE A (with study room + balcony)

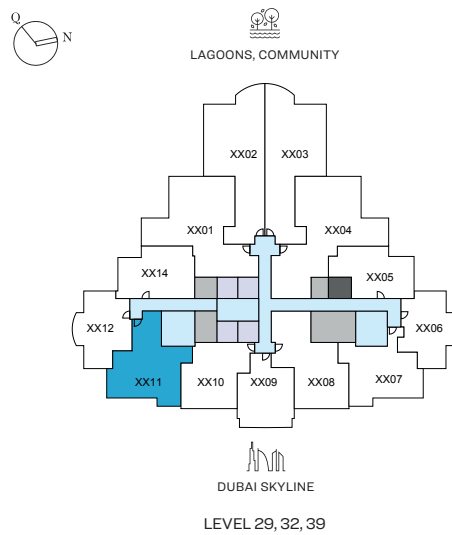
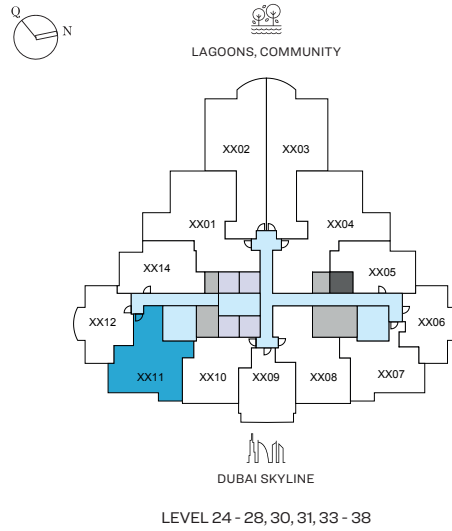
### TOTAL SALEABLE AREA

SUITE RANGE = 1,004.70 SQ.FT. - 1,005.35 SQ.FT.

BALCONY = 90.09 SQ.FT. - 90.20 SQ.FT.

TOTAL RANGE = 1,094.79 SQ.FT. - 1,095.55 SQ.FT.

UNIT



List of unit numbers with this unit plan:

### VIEWS

Dubai Skyline

C2411, C2511, C2611, C2711, C2811, C2911, C3011, C3111, C3211, C3311, C3411, C3511, C3611, C3711, C3811, C3911

Disclaimer: 1. All dimensions are in metric, measured to wall finishes. 2. All materials, dimensions & drawings are approximate. 3. Information is subject to change without notice, at developer's absolute discretion. 4. Actual area may vary from the stated area. 5. Drawing are not to scale. 6. All images used are for illustrative purpose only and do not represent the actual size, features, specifications, fittings and furnishings. 7. The developer reserves the right to make revisions/ alterations, at its absolute discretion, without any liability whatsoever.

# 2.5 BEDROOM APARTMENT

TYPE A (with study room + balcony)

## TOTAL SALEABLE AREA

SUITE RANGE = 1,004.70 SQ.FT. - 1,005.35 SQ.FT.

BALCONY = 90.09 SQ.FT. - 90.20 SQ.FT.

TOTAL RANGE = 1,094.79 SQ.FT. - 1,095.55 SQ.FT.



List of unit numbers with this unit plan:

## VIEWS

Dubai Skyline

C2411, C2511, C2611, C2711, C2811, C2911, C3011, C3111, C3211, C3311, C3411, C3511, C3611, C3711, C3811, C3911

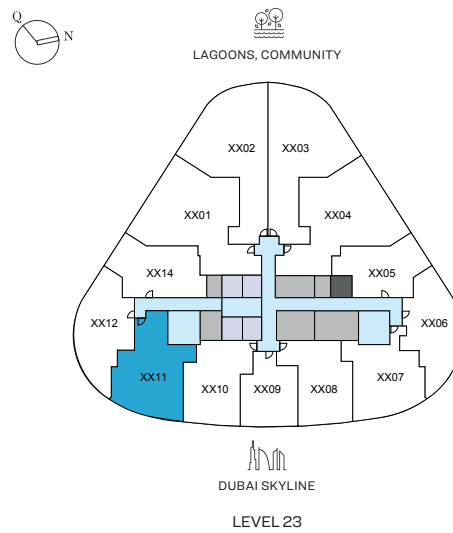
Disclaimer: 1. All dimensions are in metric, measured to wall finishes. 2. All materials, dimensions & drawings are approximate. 3. Information is subject to change without notice, at developer's absolute discretion. 4. Actual area may vary from the stated area. 5. Drawing are not to scale. 6. All images used are for illustrative purpose only and do not represent the actual size, features, specifications, fittings and furnishings. 7. The developer reserves the right to make revisions/ alterations, at its absolute discretion, without any liability whatsoever.

# 2.5 BEDROOM APARTMENT

TYPE A (with study room + yard) VARIANT 1

**TOTAL SALEABLE AREA**  
SUITE = 1,005.35 SQ.FT.  
YARD = 334.22 SQ.FT.  
TOTAL RANGE = 1,339.57 SQ.FT.

 UNIT



List of unit numbers with this unit plan:

## VIEWS

Dubai Skyline  
C2311

Disclaimer: 1. All dimensions are in metric, measured to wall finishes. 2. All materials, dimensions & drawings are approximate. 3. Information is subject to change without notice, at developer's absolute discretion. 4. Actual area may vary from the stated area. 5. Drawing are not to scale. 6. All images used are for illustrative purpose only and do not represent the actual size, features, specifications, fittings and furnishings. 7. The developer reserves the right to make revisions/ alterations, at its absolute discretion, without any liability whatsoever.

# 2.5 BEDROOM APARTMENT

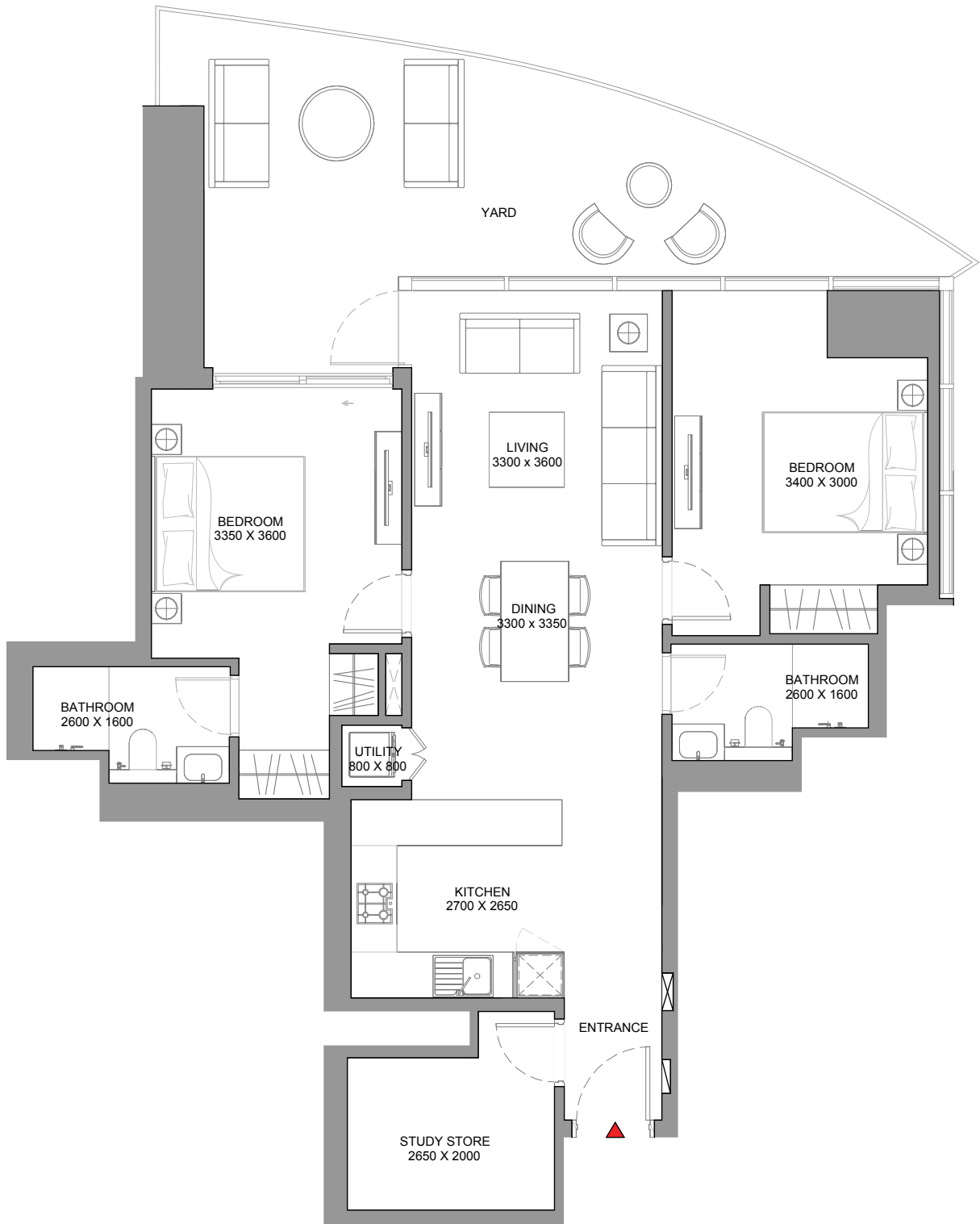
TYPE A (with study room + yard) VARIANT 1

## TOTAL SALEABLE AREA

SUITE = 1,005.35 SQ.FT.

YARD = 334.22 SQ.FT.

TOTAL RANGE = 1,339.57 SQ.FT.



List of unit numbers with this unit plan:

## VIEWS

Dubai Skyline  
C2311

Disclaimer: 1. All dimensions are in metric, measured to wall finishes. 2. All materials, dimensions & drawings are approximate. 3. Information is subject to change without notice, at developer's absolute discretion. 4. Actual area may vary from the stated area. 5. Drawing are not to scale. 6. All images used are for illustrative purpose only and do not represent the actual size, features, specifications, fittings and furnishings. 7. The developer reserves the right to make revisions/ alterations, at its absolute discretion, without any liability whatsoever.

# 2.5 BEDROOM APARTMENT

TYPE B (with study room, maid room, powder room + balcony)

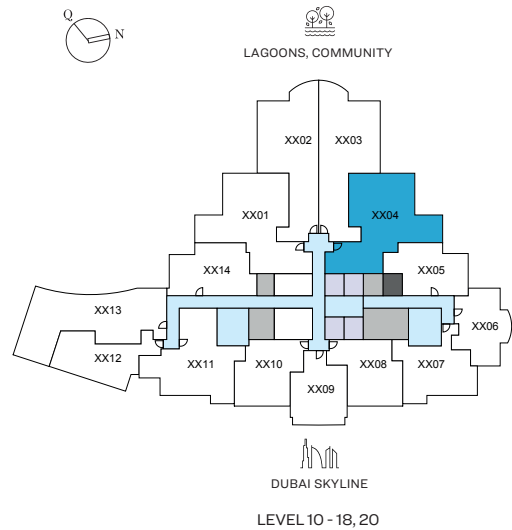
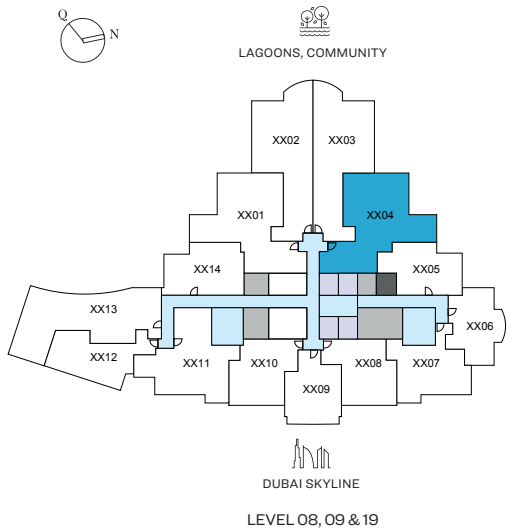
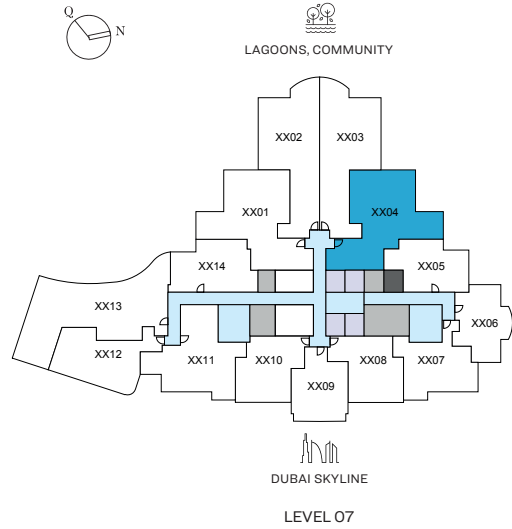
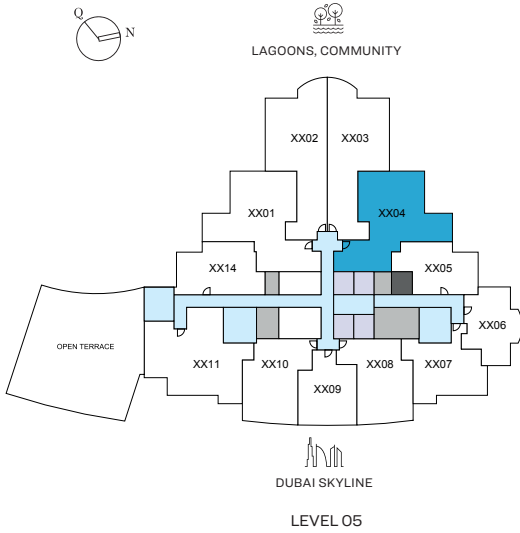
## TOTAL SALEABLE AREA

SUITE RANGE = 1,449.58 SQ.FT. - 1,456.90 SQ.FT.

BALCONY RANGE = 89.77 SQ.FT. - 91.82 SQ.FT.

TOTAL RANGE = 1,539.35 SQ.FT. - 1,548.72 SQ.FT.

 UNIT



List of unit numbers with this unit plan:

## VIEWS

### Community, Lagoon, Amenities

C504, C704, C804, C904, C1004, C1104, C1204, C1304, C1404, C1504, C1604, C1704, C1804, C1904, C2004

### Community, Lagoon

C2204

## 2.5 BEDROOM APARTMENT

TYPE B (with study room, maid room, powder room + balcony)

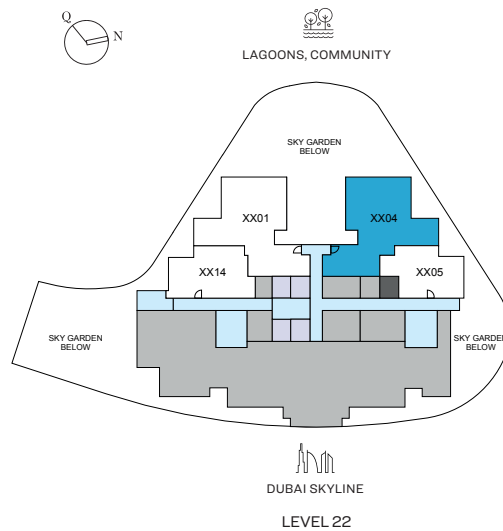
### TOTAL SALEABLE AREA

SUITE RANGE = 1,449.58 SQ.FT. - 1,456.90 SQ.FT.

BALCONY RANGE = 89.77 SQ.FT. - 91.82 SQ.FT.

TOTAL RANGE = 1,539.35 SQ.FT. - 1,548.72 SQ.FT.

 UNIT



List of unit numbers with this unit plan:

### VIEWS

#### Community, Lagoon, Amenities

C504, C704, C804, C904, C1004, C1104, C1204, C1304, C1404, C1504, C1604, C1704, C1804, C1904, C2004

#### Community, Lagoon

C2204

Disclaimer: 1. All dimensions are in metric, measured to wall finishes. 2. All materials, dimensions & drawings are approximate. 3. Information is subject to change without notice, at developer's absolute discretion. 4. Actual area may vary from the stated area. 5. Drawing are not to scale. 6. All images used are for illustrative purpose only and do not represent the actual size, features, specifications, fittings and furnishings. 7. The developer reserves the right to make revisions/ alterations, at its absolute discretion, without any liability whatsoever.

## 2.5 BEDROOM APARTMENT

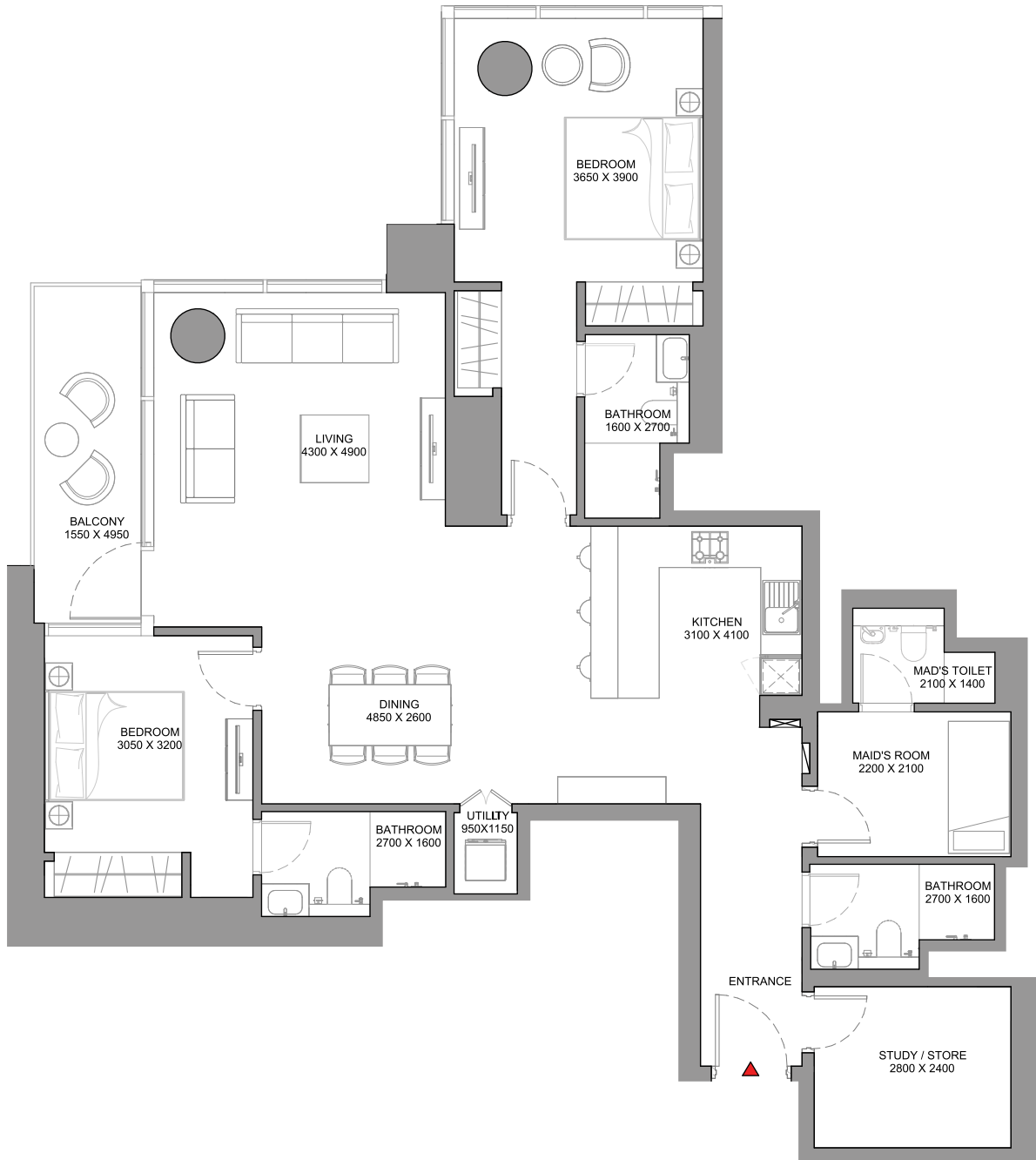
TYPE B (with study room, maid room, powder room + balcony)

### TOTAL SALEABLE AREA

SUITE RANGE = 1,449.58 SQ.FT. - 1,456.90 SQ.FT.

BALCONY RANGE = 89.77 SQ.FT. - 91.82 SQ.FT.

TOTAL RANGE = 1,539.35 SQ.FT. - 1,548.72 SQ.FT.



List of unit numbers with this unit plan:

### VIEWS

#### Community, Lagoon, Amenities

C504, C704, C804, C904, C1004, C1104, C1204, C1304, C1404, C1504, C1604, C1704, C1804, C1904, C2004

#### Community, Lagoon

C2204





# 2.5 BEDROOM APARTMENT

TYPE B (with study room, maid room, powder room + balcony) VARIANT 1

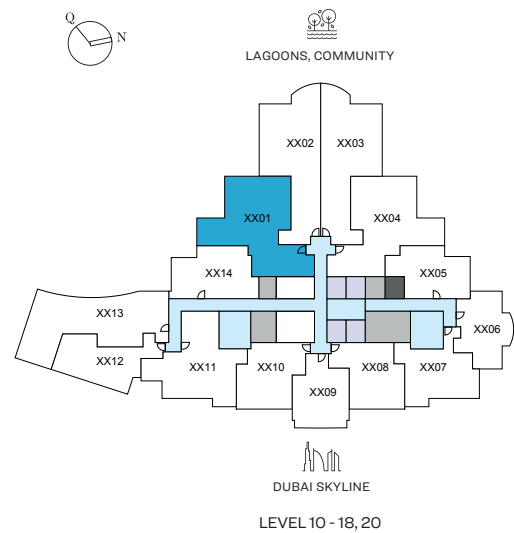
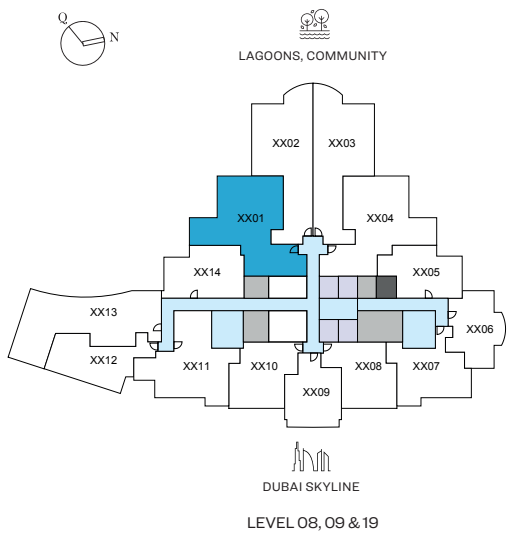
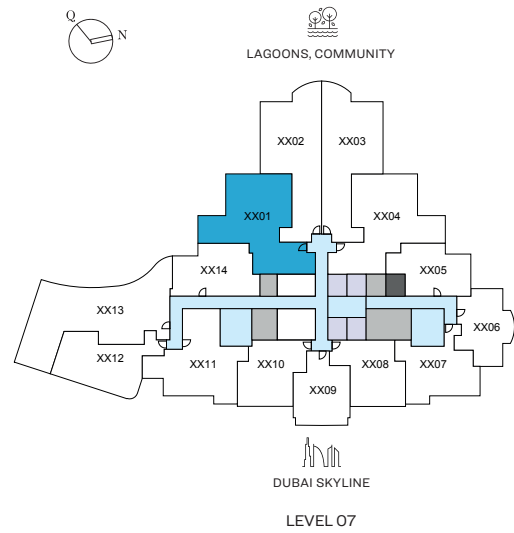
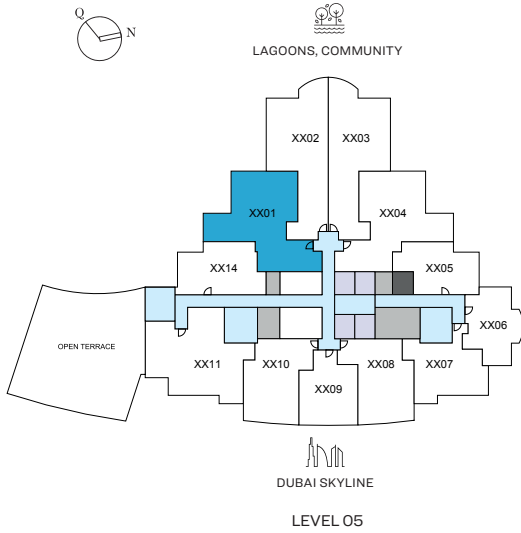
## TOTAL SALEABLE AREA

SUITE RANGE = 1,468.95 SQ.FT. - 1,470.67 SQ.FT.

BALCONY RANGE = 89.77 SQ.FT. - 91.92 SQ.FT.

TOTAL RANGE = 1,559.47 SQ.FT. - 1,562.59 SQ.FT.

 UNIT



List of unit numbers with this unit plan:

## VIEWS

Community, Lagoon, Amenities, Dubai Skyline

C501, C701, C801, C901, C1001, C1101, C1201, C1301, C1401, C1501, C1601, C1701, C1801, C1901, C2001

Community, Lagoon, Dubai Skyline

C2201, C2401, C2501, C2601, C2701, C2801, C2901, C3001, C3101, C3201, C3301, C3401, C3501, C3601, C3701, C3801, C3901

Disclaimer: 1. All dimensions are in metric, measured to wall finishes. 2. All materials, dimensions & drawings are approximate. 3. Information is subject to change without notice, at developer's absolute discretion. 4. Actual area may vary from the stated area. 5. Drawing are not to scale. 6. All images used are for illustrative purpose only and do not represent the actual size, features, specifications, fittings and furnishings. 7. The developer reserves the right to make revisions/ alterations, at its absolute discretion, without any liability whatsoever.

# 2.5 BEDROOM APARTMENT

TYPE B (with study room, maid room, powder room + balcony) VARIANT 1

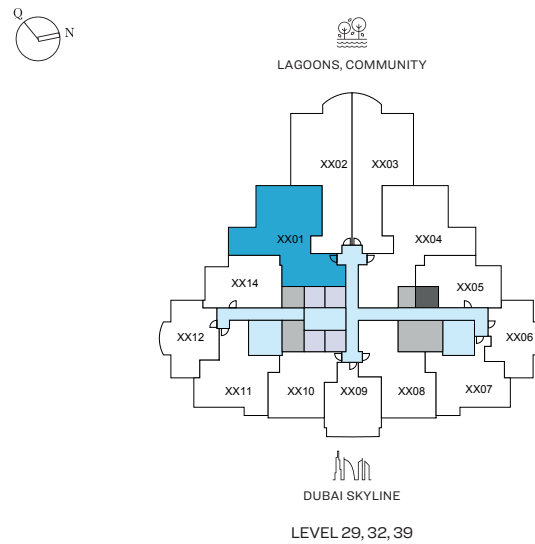
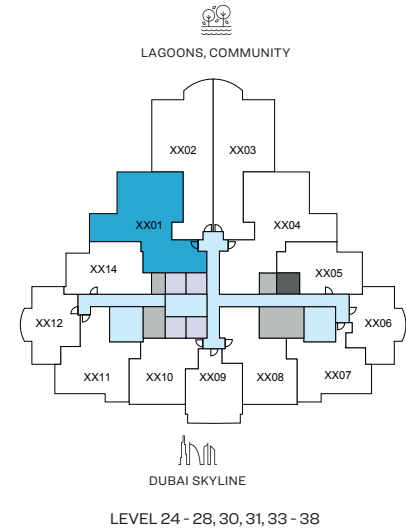
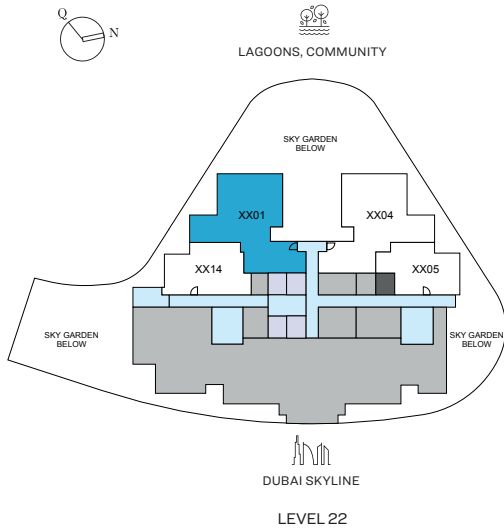
## TOTAL SALEABLE AREA

SUITE RANGE = 1,468.95 SQ.FT. - 1,470.67 SQ.FT.

BALCONY RANGE = 89.77 SQ.FT. - 91.92 SQ.FT.

TOTAL RANGE = 1,559.47 SQ.FT. - 1,562.59 SQ.FT.

 UNIT



List of unit numbers with this unit plan:

## VIEWS

Community, Lagoon, Amenities, Dubai Skyline

C501, C701, C801, C901, C1001, C1101, C1201, C1301, C1401, C1501, C1601, C1701, C1801, C1901, C2001

Community, Lagoon, Dubai Skyline

C2201, C2401, C2501, C2601, C2701, C2801, C2901, C3001, C3101, C3201, C3301, C3401, C3501, C3601, C3701, C3801, C3901

Disclaimer: 1. All dimensions are in metric, measured to wall finishes. 2. All materials, dimensions & drawings are approximate. 3. Information is subject to change without notice, at developer's absolute discretion. 4. Actual area may vary from the stated area. 5. Drawing are not to scale. 6. All images used are for illustrative purpose only and do not represent the actual size, features, specifications, fittings and furnishings. 7. The developer reserves the right to make revisions/ alterations, at its absolute discretion, without any liability whatsoever.

# 2.5 BEDROOM APARTMENT

TYPE B (with study room, maid room, powder room + balcony) VARIANT 1

## TOTAL SALEABLE AREA

SUITE RANGE = 1,468.95 SQ.FT. - 1,470.67 SQ.FT.

BALCONY RANGE = 89.77 SQ.FT. - 91.92 SQ.FT.

TOTAL RANGE = 1,559.47 SQ.FT. - 1,562.59 SQ.FT.



List of unit numbers with this unit plan:

## VIEWS

Community, Lagoon, Amenities, Dubai Skyline

C501, C701, C801, C901, C1001, C1101, C1201, C1301, C1401, C1501, C1601, C1701, C1801, C1901, C2001

Community, Lagoon, Dubai Skyline

C2201, C2401, C2501, C2601, C2701, C2801, C2901, C3001, C3101, C3201, C3301, C3401, C3501, C3601, C3701, C3801, C3901



Disclaimer: 1. All dimensions are in metric, measured to wall finishes. 2. All materials, dimensions & drawings are approximate. 3. Information is subject to change without notice, at developer's absolute discretion. 4. Actual area may vary from the stated area. 5. Drawing are not to scale. 6. All images used are for illustrative purpose only and do not represent the actual size, features, specifications, fittings and furnishings. 7. The developer reserves the right to make revisions/ alterations, at its absolute discretion, without any liability whatsoever.

## 2.5 BEDROOM APARTMENT

TYPE B (with study room, maid room, powder room + yard) VARIANT 2

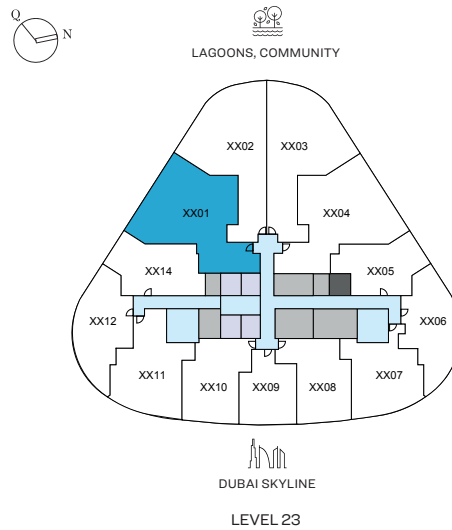
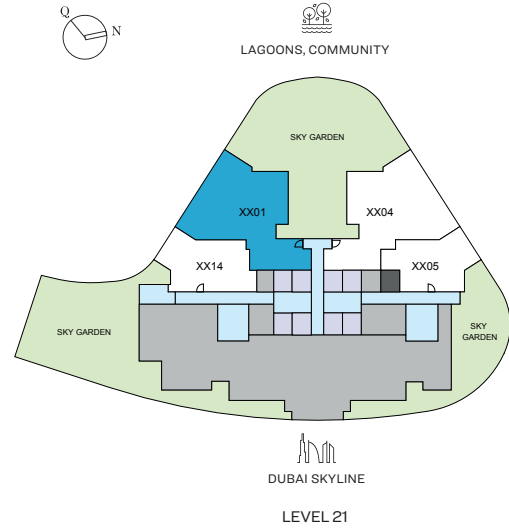
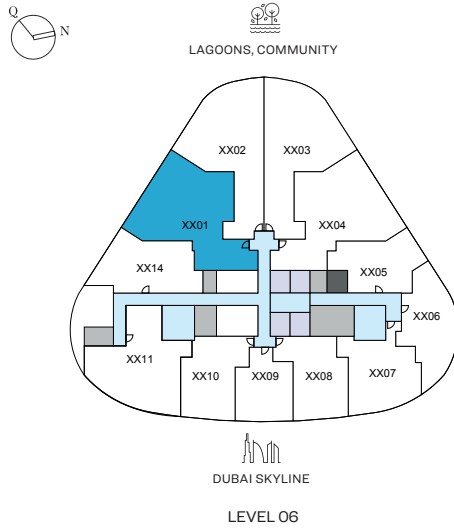
### TOTAL SALEABLE AREA

SUITE RANGE = 1,468.95 SQ.FT. - 1,470.67 SQ.FT.

YARD RANGE = 540.78 SQ.FT. - 541.86 SQ.FT.

TOTAL RANGE = 2,009.73 SQ.FT. - 2,012.53 SQ.FT.

 UNIT



List of unit numbers with this unit plan:

### VIEWS

Community, Lagoon, Amenities, Dubai Skyline  
C601

Community, Lagoon, Dubai Skyline  
C2101, C2301

## 2.5 BEDROOM APARTMENT

TYPE B (with study room, maid room, powder room + yard) VARIANT 2

### TOTAL SALEABLE AREA

SUITE RANGE = 1,468.95 SQ.FT. - 1,470.67 SQ.FT.

YARD RANGE = 540.78 SQ.FT. - 541.86 SQ.FT.

TOTAL RANGE = 2,009.73 SQ.FT. - 2,012.53 SQ.FT.



List of unit numbers with this unit plan:

### VIEWS

Community, Lagoon, Amenities, Dubai Skyline  
C601

Community, Lagoon, Dubai Skyline  
C2101, C2301



# 2.5 BEDROOM APARTMENT

TYPE B (with study room, maid room, powder room + yard) VARIANT 3

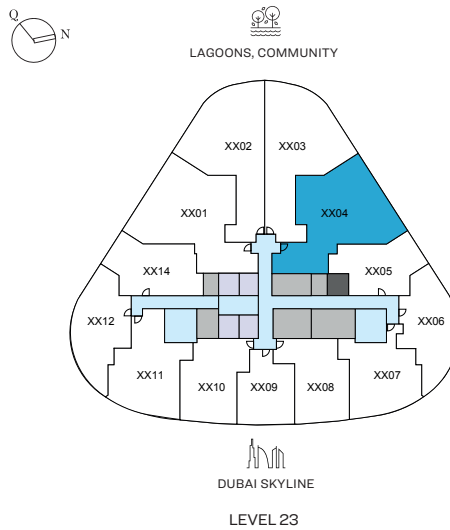
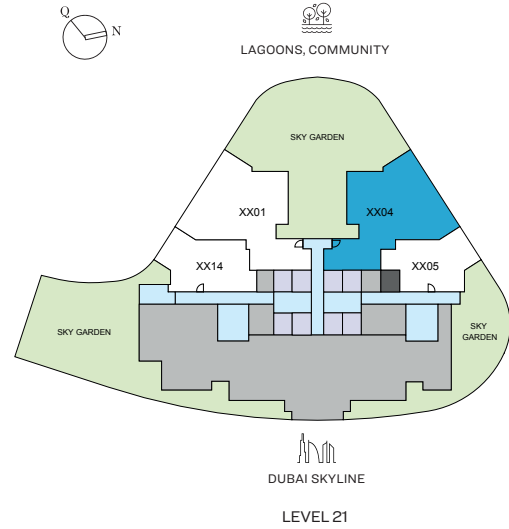
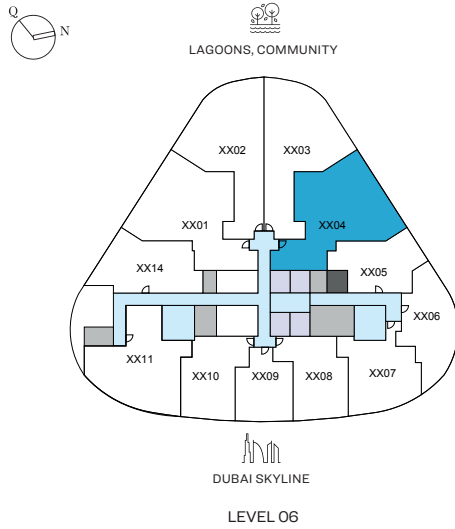
## TOTAL SALEABLE AREA

SUITE RANGE = 1,455.28 SQ.FT. - 1,456.90 SQ.FT.

YARD RANGE = 540.78 SQ.FT. - 541.64 SQ.FT.

TOTAL RANGE = 1,996.06 SQ.FT. - 1,998.54 SQ.FT.

 UNIT



List of unit numbers with this unit plan:

## VIEWS

Community, Lagoon, Amenities

C604

Community, Lagoon

C2104, C2304

# 2.5 BEDROOM APARTMENT

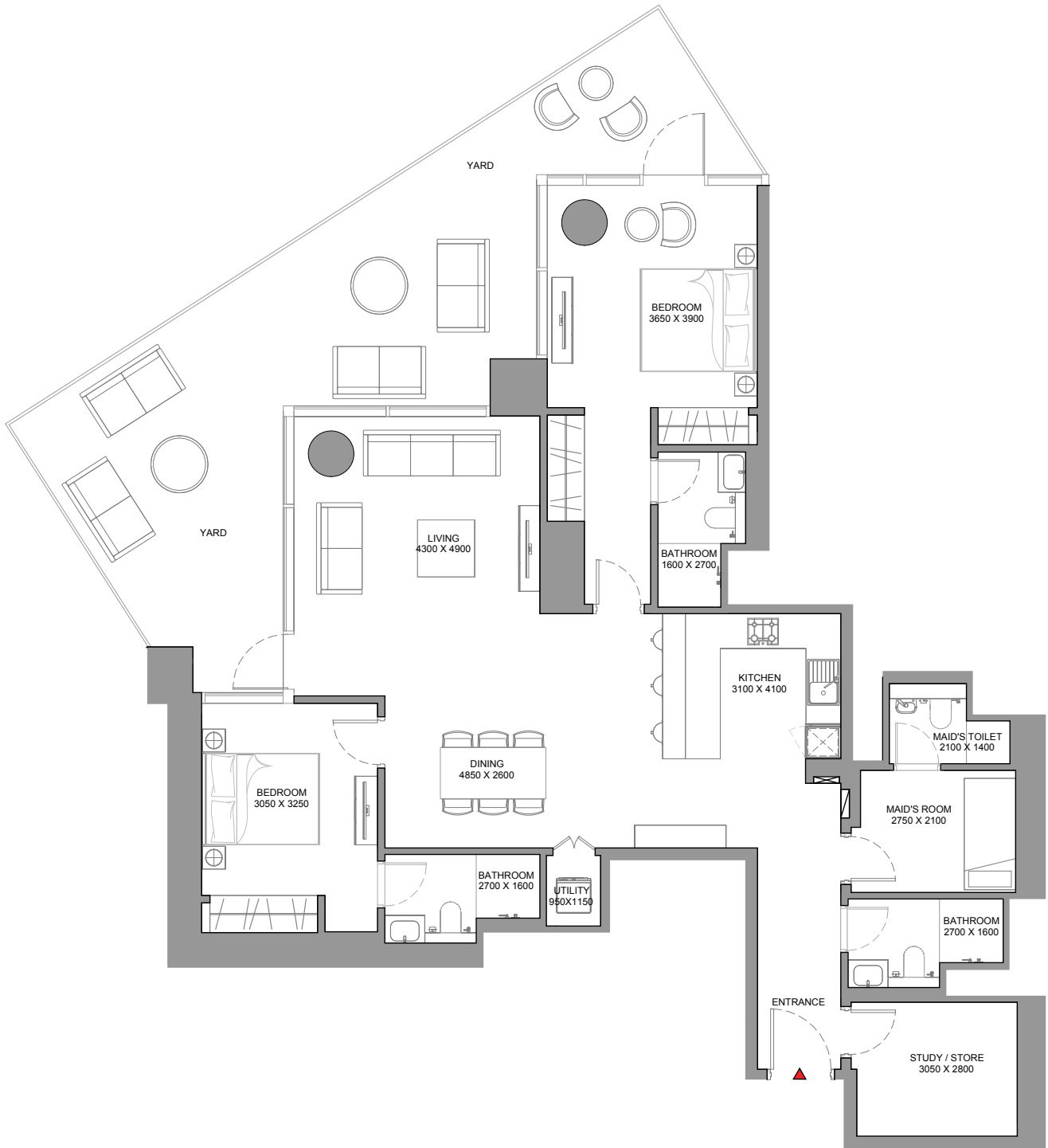
TYPE B (with study room, maid room, powder room + yard) VARIANT 3

## TOTAL SALEABLE AREA

SUITE RANGE = 1,455.28 SQ.FT. - 1,456.90 SQ.FT.

YARD RANGE = 540.78 SQ.FT. - 541.64 SQ.FT.

TOTAL RANGE = 1,996.06 SQ.FT. - 1,998.54 SQ.FT.



List of unit numbers with this unit plan:

## VIEWS

Community, Lagoon, Amenities

C604

Community, Lagoon

C2104, C2304



# 2.5 BEDROOM APARTMENT

TYPE B (with study room, maid room, powder room + yard) VARIANT 4

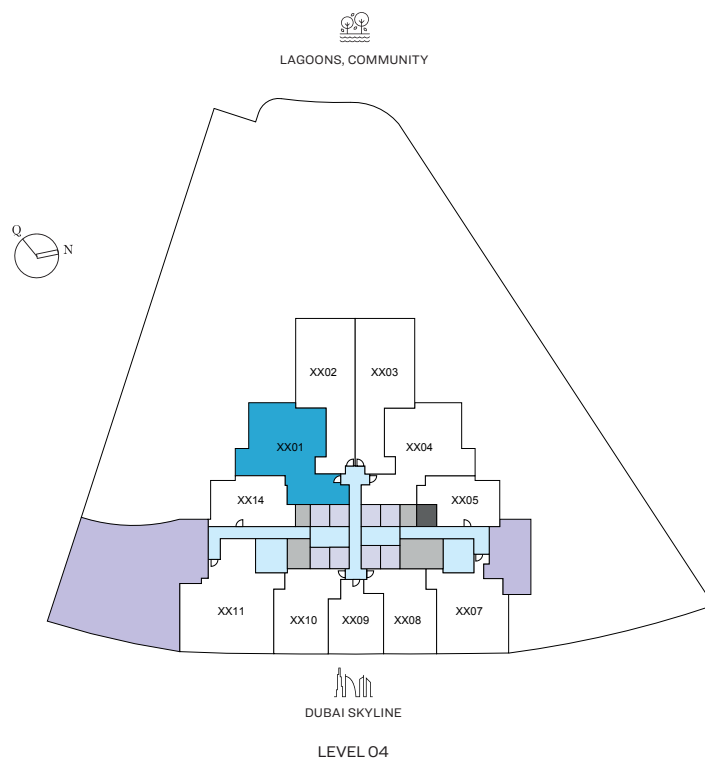
## TOTAL SALEABLE AREA

SUITE = 1,470.35 SQ.FT.

YARD = 260.92 SQ.FT.

TOTAL = 1,731.27 SQ.FT.

 UNIT



List of unit numbers with this unit plan:

## VIEWS

Community, Lagoon, Amenities, Dubai Skyline

C401

Disclaimer: 1. All dimensions are in metric, measured to wall finishes. 2. All materials, dimensions & drawings are approximate. 3. Information is subject to change without notice, at developer's absolute discretion. 4. Actual area may vary from the stated area. 5. Drawing are not to scale. 6. All images used are for illustrative purpose only and do not represent the actual size, features, specifications, fittings and furnishings. 7. The developer reserves the right to make revisions/ alterations, at its absolute discretion, without any liability whatsoever.



# 2.5 BEDROOM APARTMENT

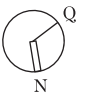
TYPE B (with study room, maid room, powder room + yard) VARIANT 4

## TOTAL SALEABLE AREA

SUITE = 1,470.35 SQ.FT.

YARD = 260.92 SQ.FT.

TOTAL = 1,731.27 SQ.FT.



List of unit numbers with this unit plan:

## VIEWS

Community, Lagoon, Amenities, Dubai Skyline

C401

Disclaimer: 1. All dimensions are in metric, measured to wall finishes. 2. All materials, dimensions & drawings are approximate. 3. Information is subject to change without notice, at developer's absolute discretion. 4. Actual area may vary from the stated area. 5. Drawing are not to scale. 6. All images used are for illustrative purpose only and do not represent the actual size, features, specifications, fittings and furnishings. 7. The developer reserves the right to make revisions/ alterations, at its absolute discretion, without any liability whatsoever.

## 2.5 BEDROOM APARTMENT

TYPE B (with study room, maid room, powder room + yard) VARIANT 5

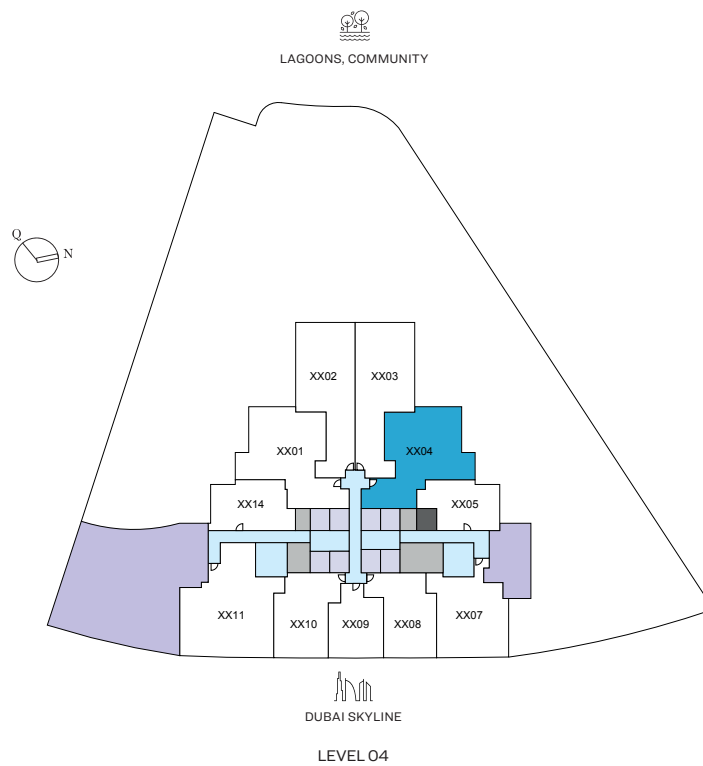
### TOTAL SALEABLE AREA

SUITE = 1,456.36 SQ.FT.

YARD = 260.92 SQ.FT.

TOTAL = 1,717.28 SQ.FT.

 UNIT



List of unit numbers with this unit plan:

### VIEWS

Community, Lagoon, Amenities

C404

Disclaimer: 1. All dimensions are in metric, measured to wall finishes. 2. All materials, dimensions & drawings are approximate. 3. Information is subject to change without notice, at developer's absolute discretion. 4. Actual area may vary from the stated area. 5. Drawing are not to scale. 6. All images used are for illustrative purpose only and do not represent the actual size, features, specifications, fittings and furnishings. 7. The developer reserves the right to make revisions/ alterations, at its absolute discretion, without any liability whatsoever.

# 2.5 BEDROOM APARTMENT

TYPE B (with study room, maid room, powder room + yard) VARIANT 5

## TOTAL SALEABLE AREA

SUITE = 1,456.36 SQ.FT.

YARD = 260.92 SQ.FT.

TOTAL = 1,717.28 SQ.FT.



List of unit numbers with this unit plan:

## VIEWS

Community, Lagoon, Amenities

C404

Disclaimer: 1. All dimensions are in metric, measured to wall finishes. 2. All materials, dimensions & drawings are approximate. 3. Information is subject to change without notice, at developer's absolute discretion. 4. Actual area may vary from the stated area. 5. Drawing are not to scale. 6. All images used are for illustrative purpose only and do not represent the actual size, features, specifications, fittings and furnishings. 7. The developer reserves the right to make revisions/ alterations, at its absolute discretion, without any liability whatsoever.

# 2.5 BEDROOM APARTMENT

TYPE C (with study room, maid room, powder room + balcony)

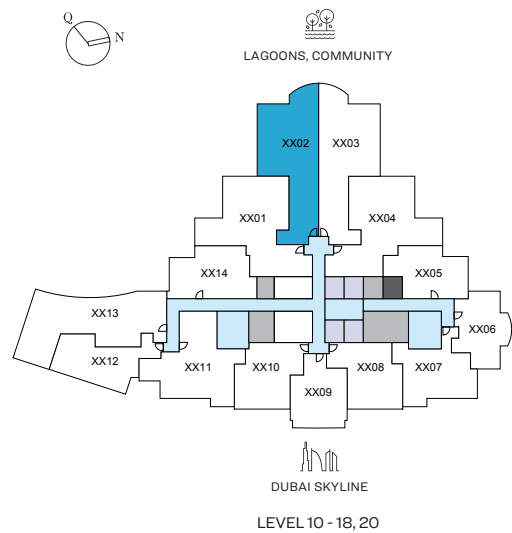
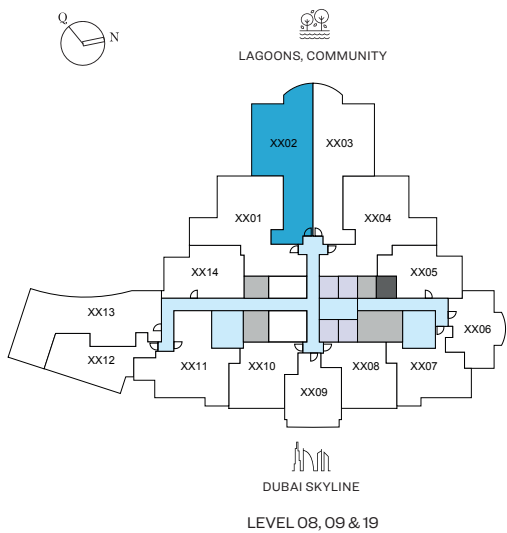
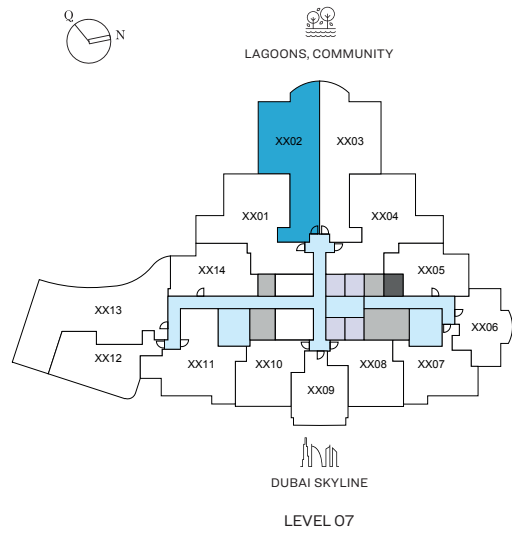
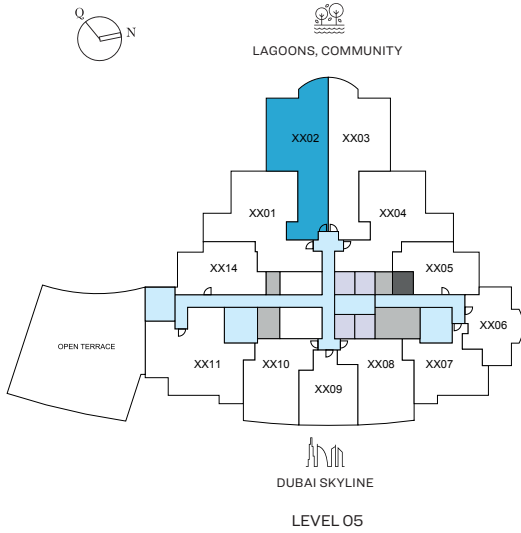
## TOTAL SALEABLE AREA

SUITE RANGE = 1,398.23 SQ.FT. - 1,400.82 SQ.FT.

BALCONY RANGE = 115.28 SQ.FT. - 115.82 SQ.FT.

TOTAL RANGE = 1,514.05 SQ.FT. - 1,516.10 SQ.FT.

 UNIT



List of unit numbers with this unit plan:

## VIEWS

Community, Lagoon, Amenities, Dubai Skyline

C502, C702, C802, C902, C1002, C1102, C1202, C1302, C1402, C1502, C1602, C1702, C1802, C1902, C2002

Community, Lagoon, Dubai Skyline

C2402, C2502, C2602, C2702, C2802, C2902, C3002, C3102, C3202, C3302, C3402

Community, Lagoon, Dubai Skyline, Downtown

C3502, C3602, C3702, C3802, C3902

Disclaimer: 1. All dimensions are in metric, measured to wall finishes. 2. All materials, dimensions & drawings are approximate. 3. Information is subject to change without notice, at developer's absolute discretion. 4. Actual area may vary from the stated area. 5. Drawing are not to scale. 6. All images used are for illustrative purpose only and do not represent the actual size, features, specifications, fittings and furnishings. 7. The developer reserves the right to make revisions/ alterations, at its absolute discretion, without any liability whatsoever.

## 2.5 BEDROOM APARTMENT

TYPE C (with study room, maid room, powder room + balcony)

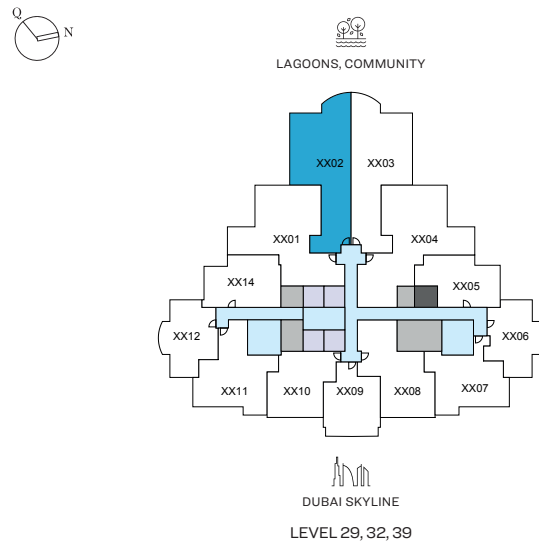
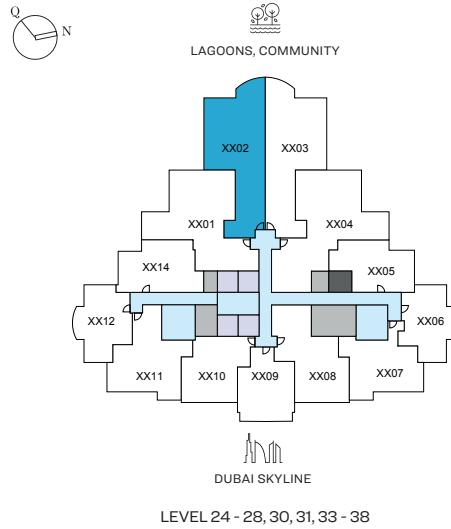
### TOTAL SALEABLE AREA

SUITE RANGE = 1,398.23 SQ.FT. - 1,400.82 SQ.FT.

BALCONY RANGE = 115.28 SQ.FT. - 115.82 SQ.FT.

TOTAL RANGE = 1,514.05 SQ.FT. - 1,516.10 SQ.FT.

UNIT



List of unit numbers with this unit plan:

### VIEWS

Community, Lagoon, Amenities, Dubai Skyline

C502, C702, C802, C902, C1002, C1102, C1202, C1302, C1402, C1502, C1602, C1702, C1802, C1902, C2002

Community, Lagoon, Dubai Skyline

C2402, C2502, C2602, C2702, C2802, C2902, C3002, C3102, C3202, C3302, C3402

Community, Lagoon, Dubai Skyline, Downtown

C3502, C3602, C3702, C3802, C3902

Disclaimer: 1. All dimensions are in metric, measured to wall finishes. 2. All materials, dimensions & drawings are approximate. 3. Information is subject to change without notice, at developer's absolute discretion. 4. Actual area may vary from the stated area. 5. Drawing are not to scale. 6. All images used are for illustrative purpose only and do not represent the actual size, features, specifications, fittings and furnishings. 7. The developer reserves the right to make revisions/ alterations, at its absolute discretion, without any liability whatsoever.

# 2.5 BEDROOM APARTMENT

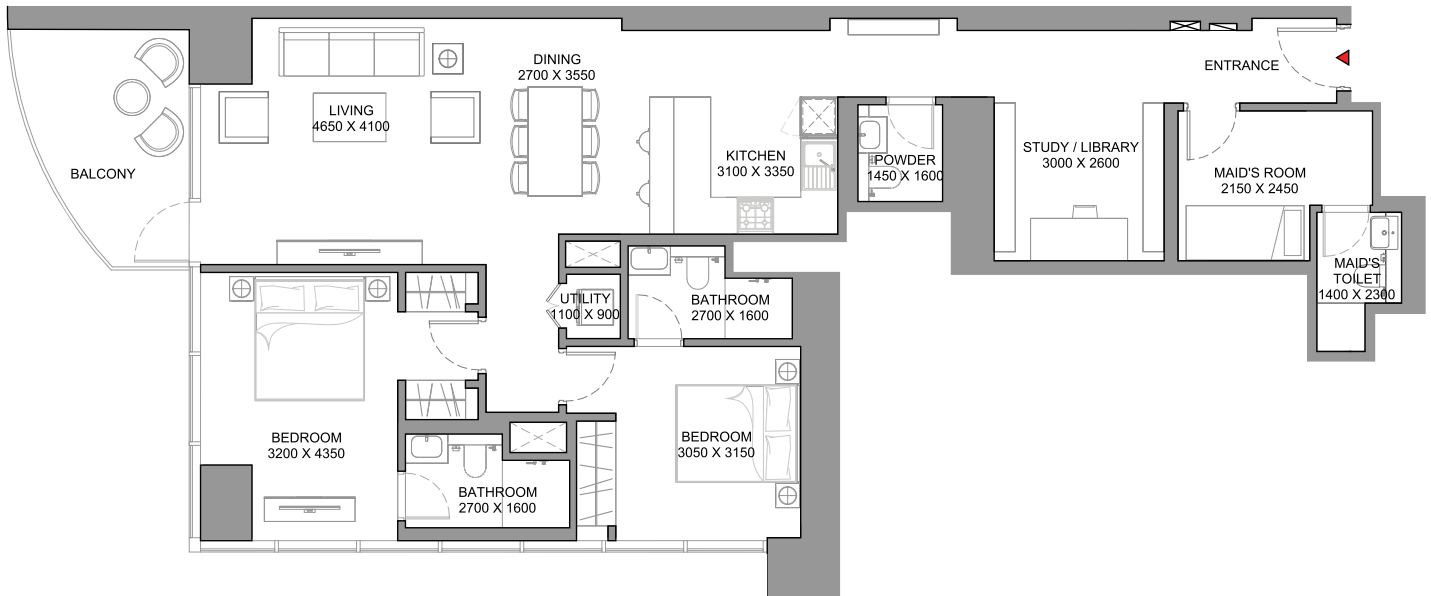
TYPE C (with study room, maid room, powder room + balcony)

## TOTAL SALEABLE AREA

SUITE RANGE = 1,398.23 SQ.FT. - 1,400.82 SQ.FT.

BALCONY RANGE = 115.28 SQ.FT. - 115.82 SQ.FT.

TOTAL RANGE = 1,514.05 SQ.FT. - 1,516.10 SQ.FT.



List of unit numbers with this unit plan:

## VIEWS

Community, Lagoon, Amenities, Dubai Skyline

C502, C702, C802, C902, C1002, C1102, C1202, C1302, C1402, C1502, C1602, C1702, C1802, C1902, C2002

Community, Lagoon, Dubai Skyline

C2402, C2502, C2602, C2702, C2802, C2902, C3002, C3102, C3202, C3302, C3402

Community, Lagoon, Dubai Skyline, Downtown

C3502, C3602, C3702, C3802, C3902



# 2.5 BEDROOM APARTMENT

TYPE C (with study room, maid room, powder room + balcony) VARIANT 1

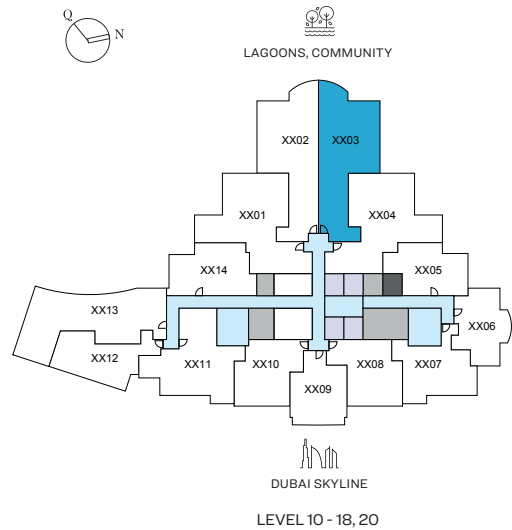
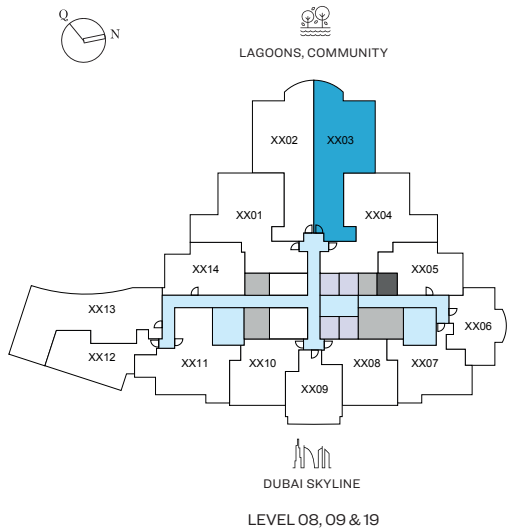
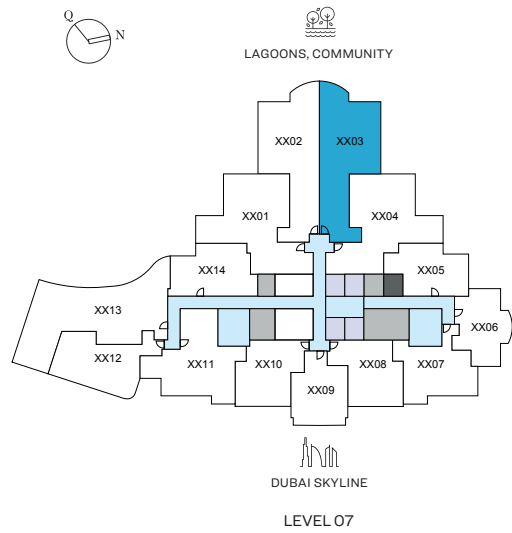
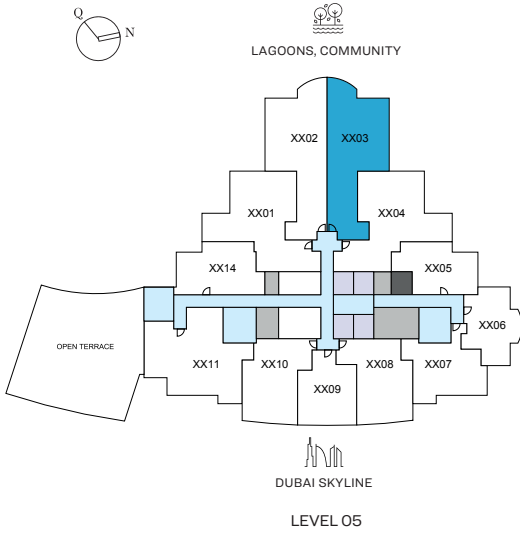
## TOTAL SALEABLE AREA

SUITE RANGE = 1,396.08 SQ.FT. - 1,398.66 SQ.FT.

BALCONY RANGE = 115.28 SQ.FT. - 115.82 SQ.FT.

TOTAL RANGE = 1,511.90 SQ.FT. - 1,513.94 SQ.FT.

 UNIT



List of unit numbers with this unit plan:

## VIEWS

Community, Lagoon, Amenities, Dubai Skyline

C503, C703, C803, C903, C1003, C1103, C1203, C1303, C1403, C1503, C1603, C1703, C1803, C1903, C2003

Community, Lagoon, Dubai Skyline

C2403, C2503, C2603, C2703, C2803, C2903, C3003, C3103, C3203, C3303, C3403

Community, Lagoon, Dubai Skyline, Downtown, Creek

C3503, C3603, C3703, C3803, C3903

Disclaimer: 1. All dimensions are in metric, measured to wall finishes. 2. All materials, dimensions & drawings are approximate. 3. Information is subject to change without notice, at developer's absolute discretion. 4. Actual area may vary from the stated area. 5. Drawing are not to scale. 6. All images used are for illustrative purpose only and do not represent the actual size, features, specifications, fittings and furnishings. 7. The developer reserves the right to make revisions/ alterations, at its absolute discretion, without any liability whatsoever.

## 2.5 BEDROOM APARTMENT

TYPE C (with study room, maid room, powder room + balcony) VARIANT 1

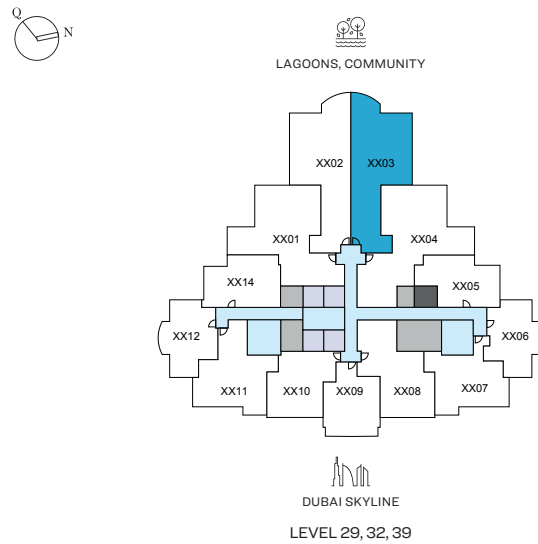
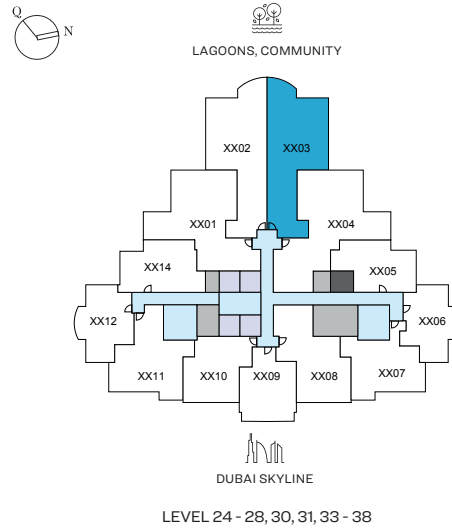
### TOTAL SALEABLE AREA

SUITE RANGE = 1,396.08 SQ.FT. - 1,398.66 SQ.FT.

BALCONY RANGE = 115.28 SQ.FT. - 115.82 SQ.FT.

TOTAL RANGE = 1,511.90 SQ.FT. - 1,513.94 SQ.FT.

UNIT



List of unit numbers with this unit plan:

### VIEWS

Community, Lagoon, Amenities, Dubai Skyline

C503, C703, C803, C903, C1003, C1103, C1203, C1303, C1403, C1503, C1603, C1703, C1803, C1903, C2003

Community, Lagoon, Dubai Skyline

C2403, C2503, C2603, C2703, C2803, C2903, C3003, C3103, C3203, C3303, C3403

Community, Lagoon, Dubai Skyline, Downtown, Creek

C3503, C3603, C3703, C3803, C3903

Disclaimer: 1. All dimensions are in metric, measured to wall finishes. 2. All materials, dimensions & drawings are approximate. 3. Information is subject to change without notice, at developer's absolute discretion. 4. Actual area may vary from the stated area. 5. Drawing are not to scale. 6. All images used are for illustrative purpose only and do not represent the actual size, features, specifications, fittings and furnishings. 7. The developer reserves the right to make revisions/ alterations, at its absolute discretion, without any liability whatsoever.



# 2.5 BEDROOM APARTMENT

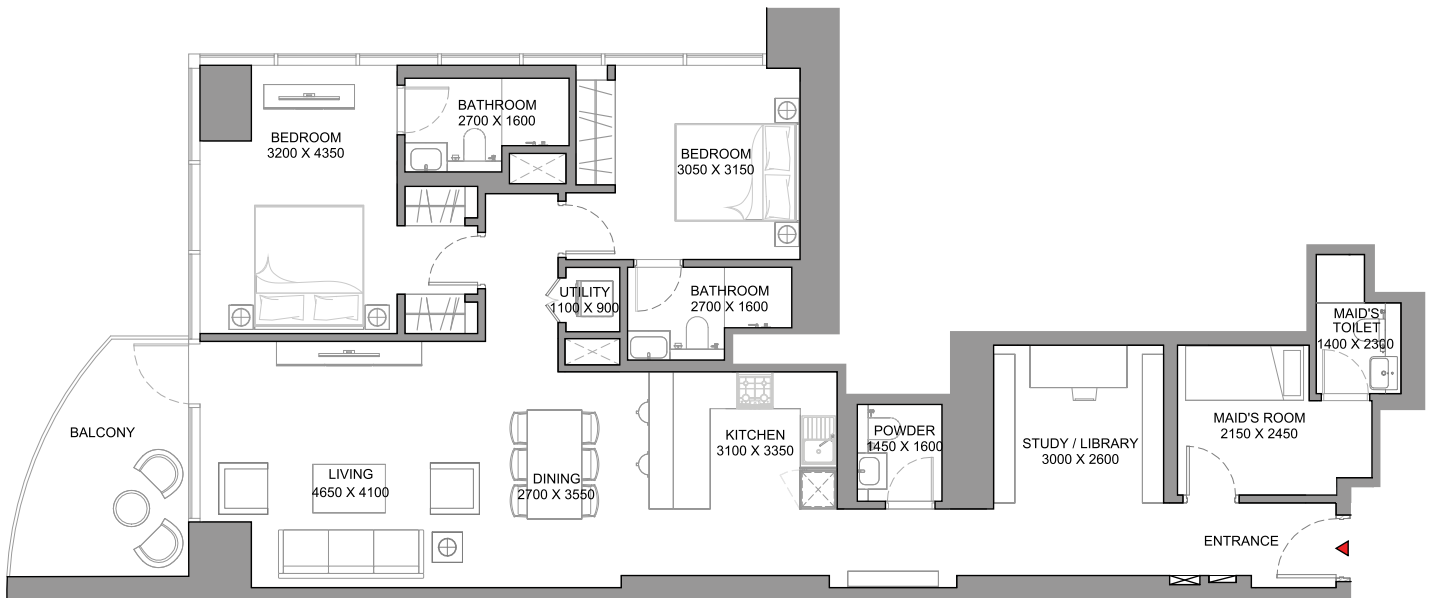
TYPE C (with study room, maid room, powder room + balcony) VARIANT 1

## TOTAL SALEABLE AREA

SUITE RANGE = 1,396.08 SQ.FT. - 1,398.66 SQ.FT.

BALCONY RANGE = 115.28 SQ.FT. - 115.82 SQ.FT.

TOTAL RANGE = 1,511.90 SQ.FT. - 1,513.94 SQ.FT.



List of unit numbers with this unit plan:

## VIEWS

Community, Lagoon, Amenities, Dubai Skyline

C503, C703, C803, C903, C1003, C1103, C1203, C1303, C1403, C1503, C1603, C1703, C1803, C1903, C2003

Community, Lagoon, Dubai Skyline

C2403, C2503, C2603, C2703, C2803, C2903, C3003, C3103, C3203, C3303, C3403

Community, Lagoon, Dubai Skyline, Downtown, Creek

C3503, C3603, C3703, C3803, C3903



## 2.5 BEDROOM APARTMENT

TYPE C (with study room, maid room, powder room + yard) VARIANT 2

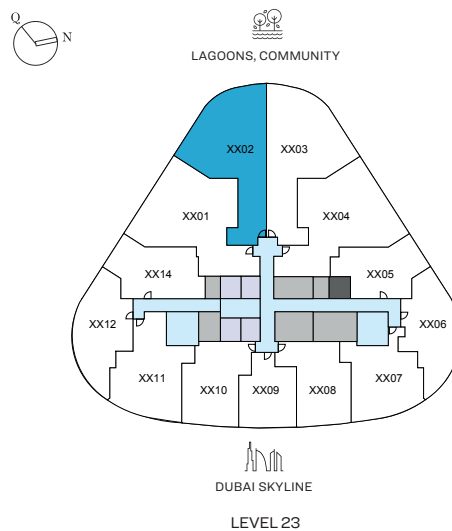
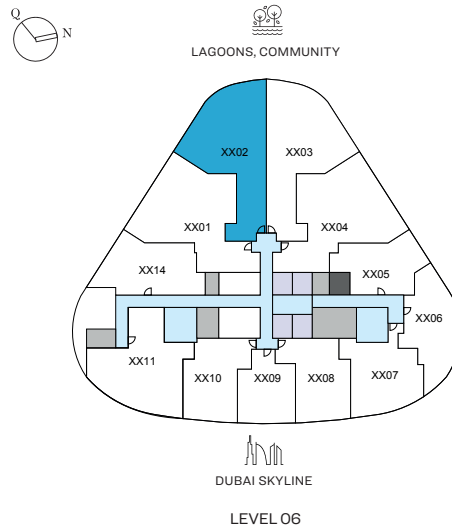
### TOTAL SALEABLE AREA

SUITE RANGE = 1,396.29 SQ.FT. - 1,396.83 SQ.FT.

YARD RANGE = 501.81 SQ.FT. - 502.24 SQ.FT.

TOTAL RANGE = 1,898.10 SQ.FT. - 1,899.07 SQ.FT.

UNIT



List of unit numbers with this unit plan:

### VIEWS

Community, Lagoon, Amenities, Dubai Skyline  
C602

Community, Lagoon, Dubai Skyline  
C2302

# 2.5 BEDROOM APARTMENT

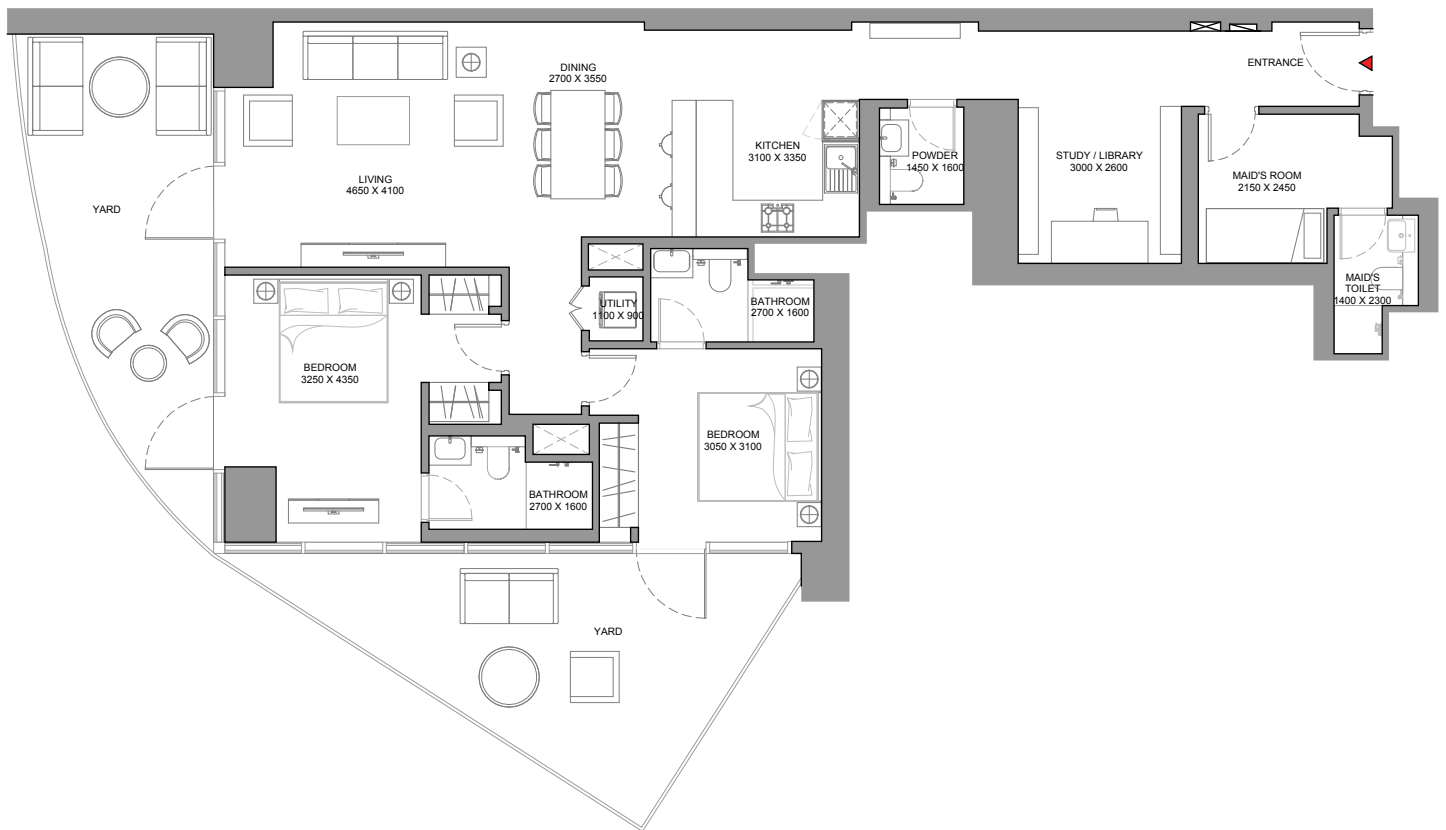
TYPE C (with study room, maid room, powder room + yard) VARIANT 2

## TOTAL SALEABLE AREA

SUITE RANGE = 1,396.29 SQ.FT. - 1,396.83 SQ.FT.

YARD RANGE = 501.81 SQ.FT. - 502.24 SQ.FT.

TOTAL RANGE = 1,898.10 SQ.FT. - 1,899.07 SQ.FT.



List of unit numbers with this unit plan:

## VIEWS

Community, Lagoon, Amenities, Dubai Skyline  
C602

Community, Lagoon, Dubai Skyline  
C2302



## 2.5 BEDROOM APARTMENT

TYPE C (with study room, maid room, powder room + yard) VARIANT 3

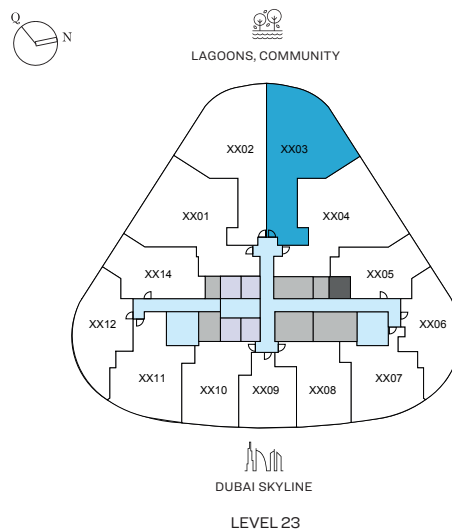
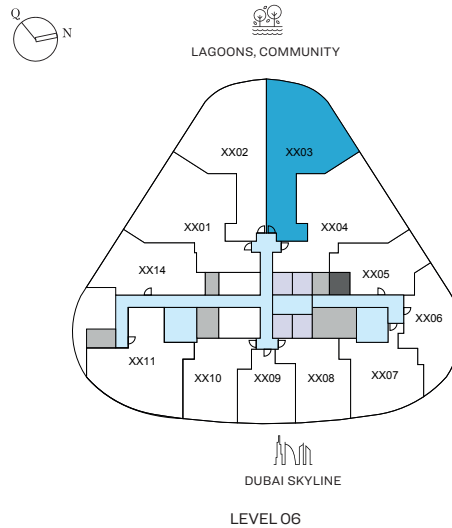
### TOTAL SALEABLE AREA

SUITE RANGE = 1,394.14 SQ.FT. - 1,396.40 SQ.FT.

YARD RANGE = 115.50 SQ.FT. - 502.35 SQ.FT.

TOTAL RANGE = 1,511.90 SQ.FT. - 1,897.03 SQ.FT.

UNIT



List of unit numbers with this unit plan:

### VIEWS

Community, Lagoon, Amenities, Dubai Skyline  
C503, C603

Community, Lagoon, Dubai Skyline  
C2303

## 2.5 BEDROOM APARTMENT

TYPE C (with study room, maid room, powder room + yard) VARIANT 3

### TOTAL SALEABLE AREA

SUITE RANGE = 1,394.14 SQ.FT. - 1,396.40 SQ.FT.

YARD RANGE = 115.50 SQ.FT. - 502.35 SQ.FT.

TOTAL RANGE = 1,511.90 SQ.FT. - 1,897.03 SQ.FT.



List of unit numbers with this unit plan:

### VIEWS

Community, Lagoon, Amenities, Dubai Skyline  
C503, C603

Community, Lagoon, Dubai Skyline  
C2303



## 2.5 BEDROOM APARTMENT

TYPE C (with study room, maid room, powder room + yard) VARIANT 4

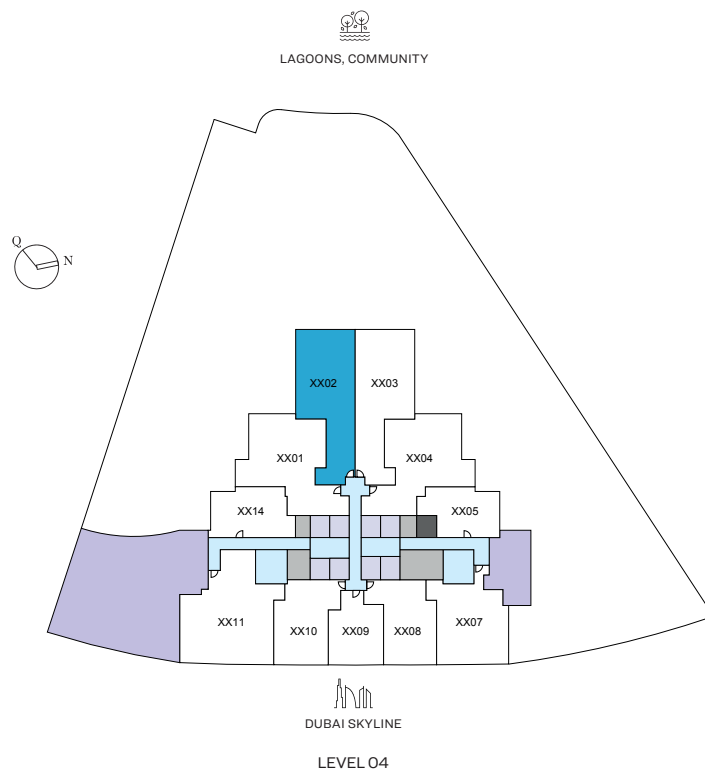
### TOTAL SALEABLE AREA

SUITE = 1,399.52 SQ.FT.

YARD = 275.23 SQ.FT.

TOTAL = 1,674.75 SQ.FT.

 UNIT



List of unit numbers with this unit plan:

### VIEWS

Community, Lagoon, Amenities, Dubai Skyline

C402

Disclaimer: 1. All dimensions are in metric, measured to wall finishes. 2. All materials, dimensions & drawings are approximate. 3. Information is subject to change without notice, at developer's absolute discretion. 4. Actual area may vary from the stated area. 5. Drawing are not to scale. 6. All images used are for illustrative purpose only and do not represent the actual size, features, specifications, fittings and furnishings. 7. The developer reserves the right to make revisions/ alterations, at its absolute discretion, without any liability whatsoever.

# 2.5 BEDROOM APARTMENT

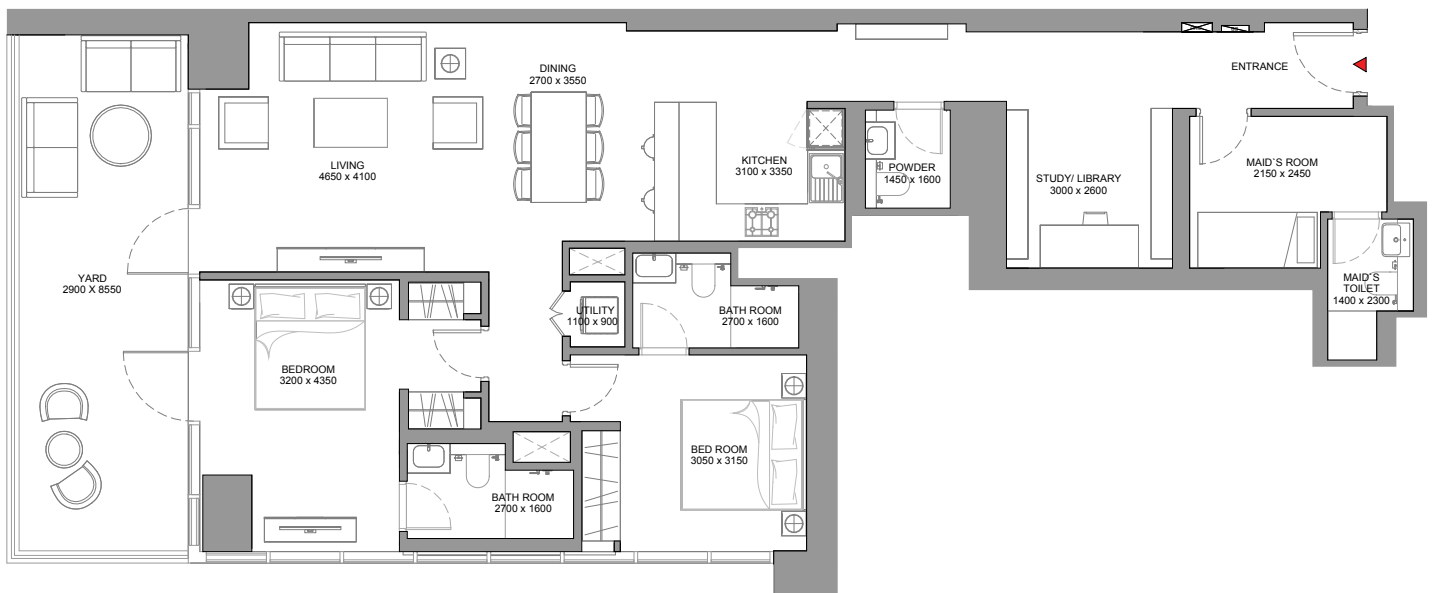
TYPE C (with study room, maid room, powder room + yard) VARIANT 4

## TOTAL SALEABLE AREA

SUITE = 1,399.52 SQ.FT.

YARD = 275.23 SQ.FT.

TOTAL = 1,674.75 SQ.FT.



List of unit numbers with this unit plan:

## VIEWS

Community, Lagoon, Amenities, Dubai Skyline

C402

Disclaimer: 1. All dimensions are in metric, measured to wall finishes. 2. All materials, dimensions & drawings are approximate. 3. Information is subject to change without notice, at developer's absolute discretion. 4. Actual area may vary from the stated area. 5. Drawing are not to scale. 6. All images used are for illustrative purpose only and do not represent the actual size, features, specifications, fittings and furnishings. 7. The developer reserves the right to make revisions/ alterations, at its absolute discretion, without any liability whatsoever.

## 2.5 BEDROOM APARTMENT

TYPE C (with study room, maid room, powder room + yard) VARIANT 5

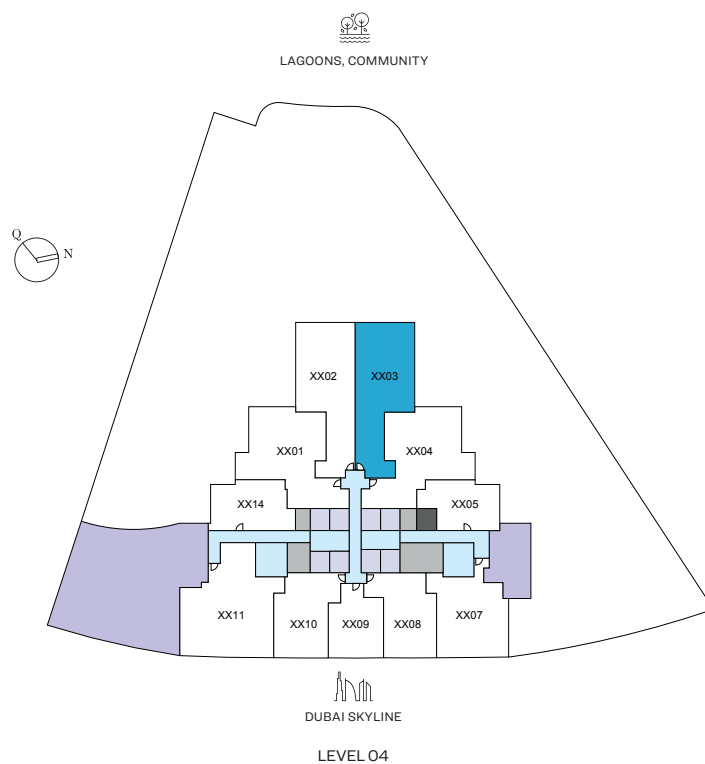
### TOTAL SALEABLE AREA

SUITE = 1,397.37 SQ.FT.

YARD = 276.52 SQ.FT.

TOTAL = 1,673.89 SQ.FT.

 UNIT



List of unit numbers with this unit plan:

### VIEWS

Community, Lagoon, Amenities, Dubai Skyline

C403

Disclaimer: 1. All dimensions are in metric, measured to wall finishes. 2. All materials, dimensions & drawings are approximate. 3. Information is subject to change without notice, at developer's absolute discretion. 4. Actual area may vary from the stated area. 5. Drawing are not to scale. 6. All images used are for illustrative purpose only and do not represent the actual size, features, specifications, fittings and furnishings. 7. The developer reserves the right to make revisions/ alterations, at its absolute discretion, without any liability whatsoever.



# 2.5 BEDROOM APARTMENT

TYPE C (with study room, maid room, powder room + yard) VARIANT 5

## TOTAL SALEABLE AREA

SUITE = 1,397.37 SQ.FT.

YARD = 276.52 SQ.FT.

TOTAL = 1,673.89 SQ.FT.



List of unit numbers with this unit plan:

## VIEWS

Community, Lagoon, Amenities, Dubai Skyline  
C403

Disclaimer: 1. All dimensions are in metric, measured to wall finishes. 2. All materials, dimensions & drawings are approximate. 3. Information is subject to change without notice, at developer's absolute discretion. 4. Actual area may vary from the stated area. 5. Drawing are not to scale. 6. All images used are for illustrative purpose only and do not represent the actual size, features, specifications, fittings and furnishings. 7. The developer reserves the right to make revisions/ alterations, at its absolute discretion, without any liability whatsoever.

## 2.5 BEDROOM APARTMENT

TYPE D (with study room, maid room, powder room + balcony)

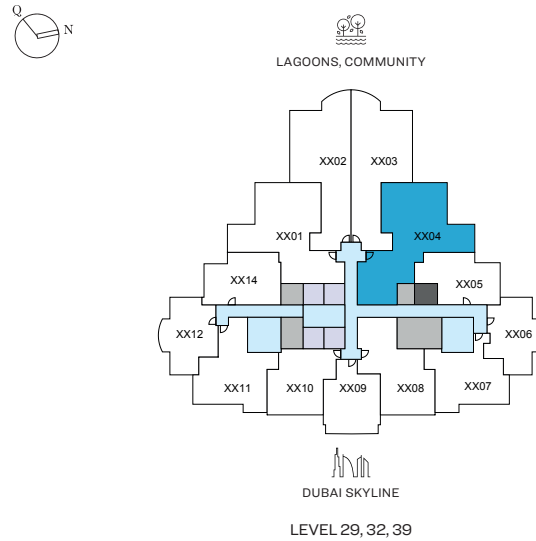
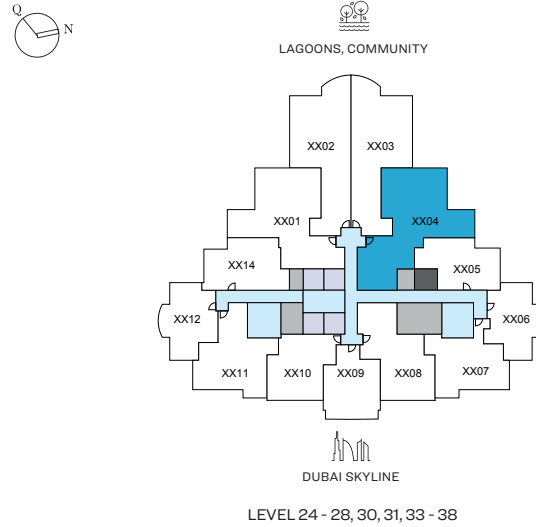
### TOTAL SALEABLE AREA

SUITE RANGE = 1,633.10 SQ.FT. - 1,640.74 SQ.FT.

BALCONY RANGE = 89.77 SQ.FT. - 91.92 SQ.FT.

TOTAL RANGE = 1,723.30 SQ.FT. - 1,730.51 SQ.FT.

UNIT



List of unit numbers with this unit plan:

### VIEWS

Community, Lagoon

C2404, C2504, C2604, C2704, C2804, C2904, C3004, C3104, C3204, C3304, C3404

Community, Lagoon, Downtown, Creek

C3504, C3604, C3704, C3804, C3904

Disclaimer: 1. All dimensions are in metric, measured to wall finishes. 2. All materials, dimensions & drawings are approximate. 3. Information is subject to change without notice, at developer's absolute discretion. 4. Actual area may vary from the stated area. 5. Drawing are not to scale. 6. All images used are for illustrative purpose only and do not represent the actual size, features, specifications, fittings and furnishings. 7. The developer reserves the right to make revisions/ alterations, at its absolute discretion, without any liability whatsoever.

# 2.5 BEDROOM APARTMENT

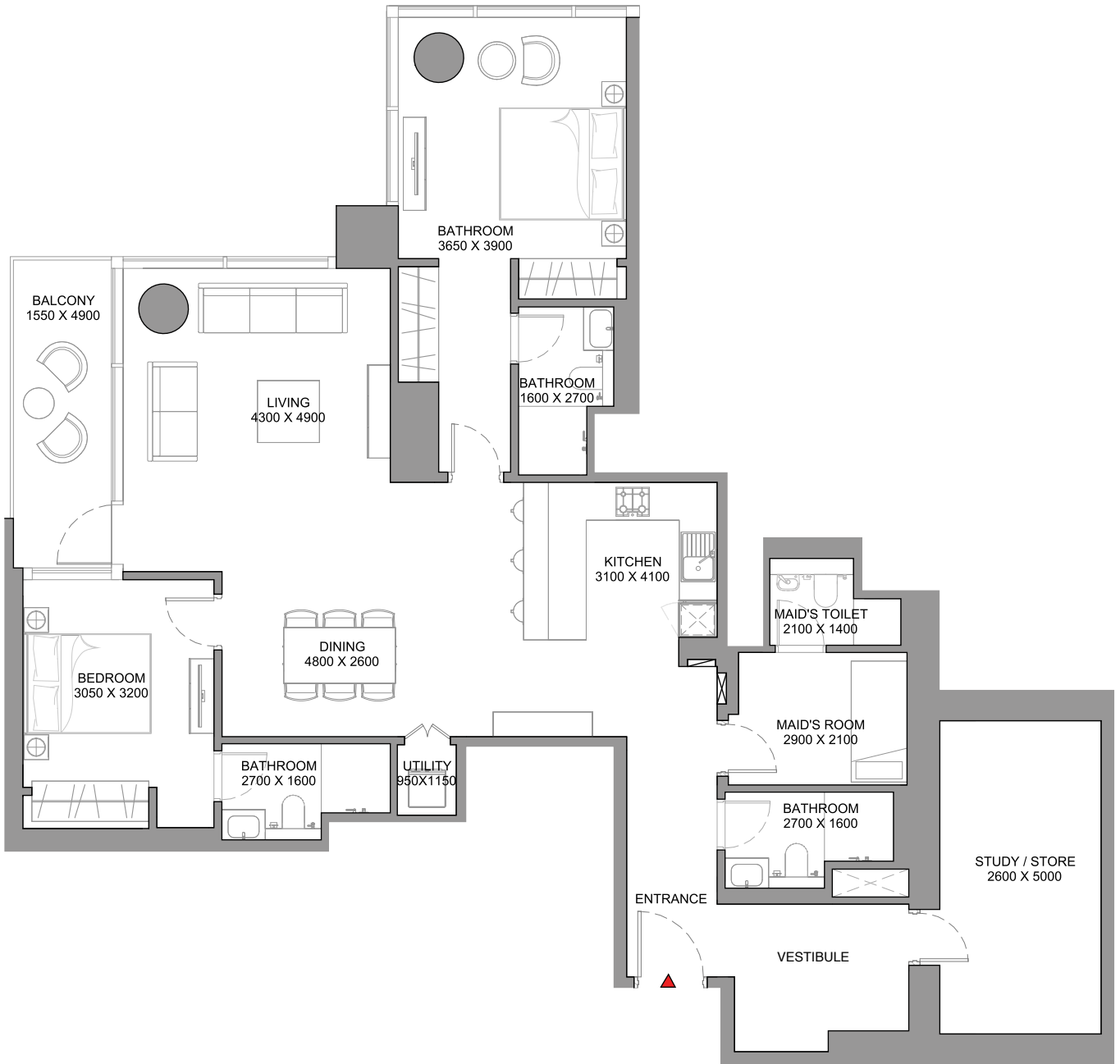
TYPE D (with study room, maid room, powder room + balcony)

## TOTAL SALEABLE AREA

SUITE RANGE = 1,633.10 SQ.FT. - 1,640.74 SQ.FT.

BALCONY RANGE = 89.77 SQ.FT. - 91.92 SQ.FT.

TOTAL RANGE = 1,723.30 SQ.FT. - 1,730.51 SQ.FT.



List of unit numbers with this unit plan:

## VIEWS

Community, Lagoon

C2404, C2504, C2604, C2704, C2804, C2904, C3004, C3104, C3204, C3304, C3404

Community, Lagoon, Downtown, Creek

C3504, C3604, C3704, C3804, C3904



# 3 BEDROOM APARTMENT

TYPE A (with maid room, powder room + balcony)

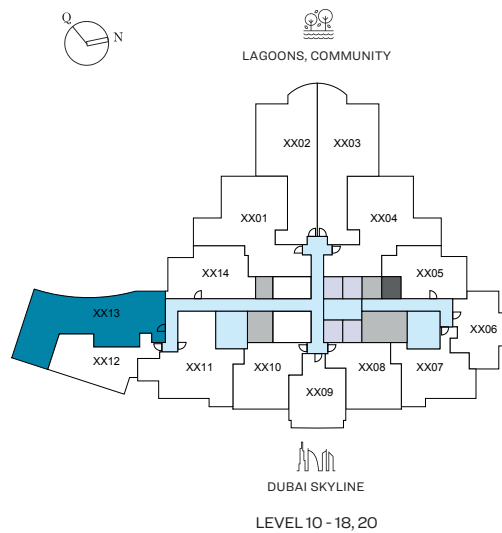
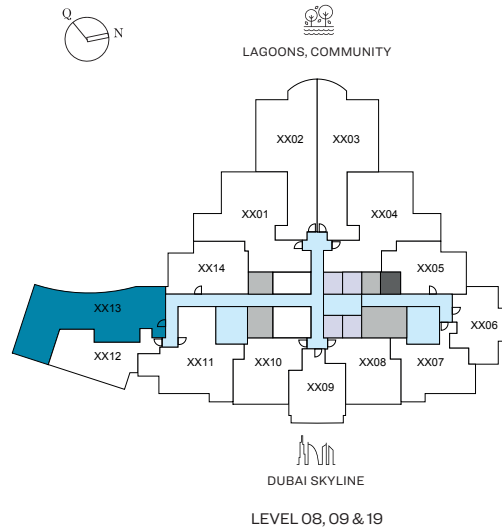
## TOTAL SALEABLE AREA

SUITE = 1,471.53 SQ.FT.

BALCONY = 105.70 SQ.FT.

TOTAL = 1,577.23 SQ.FT.

 UNIT



List of unit numbers with this unit plan:

## VIEWS

Community, Lagoon, Amenities, Dubai Skyline

C813, C913, C1013, C1113, C1213, C1313, C1413, C1513, C1613, C1713, C1813, C1913, C2013

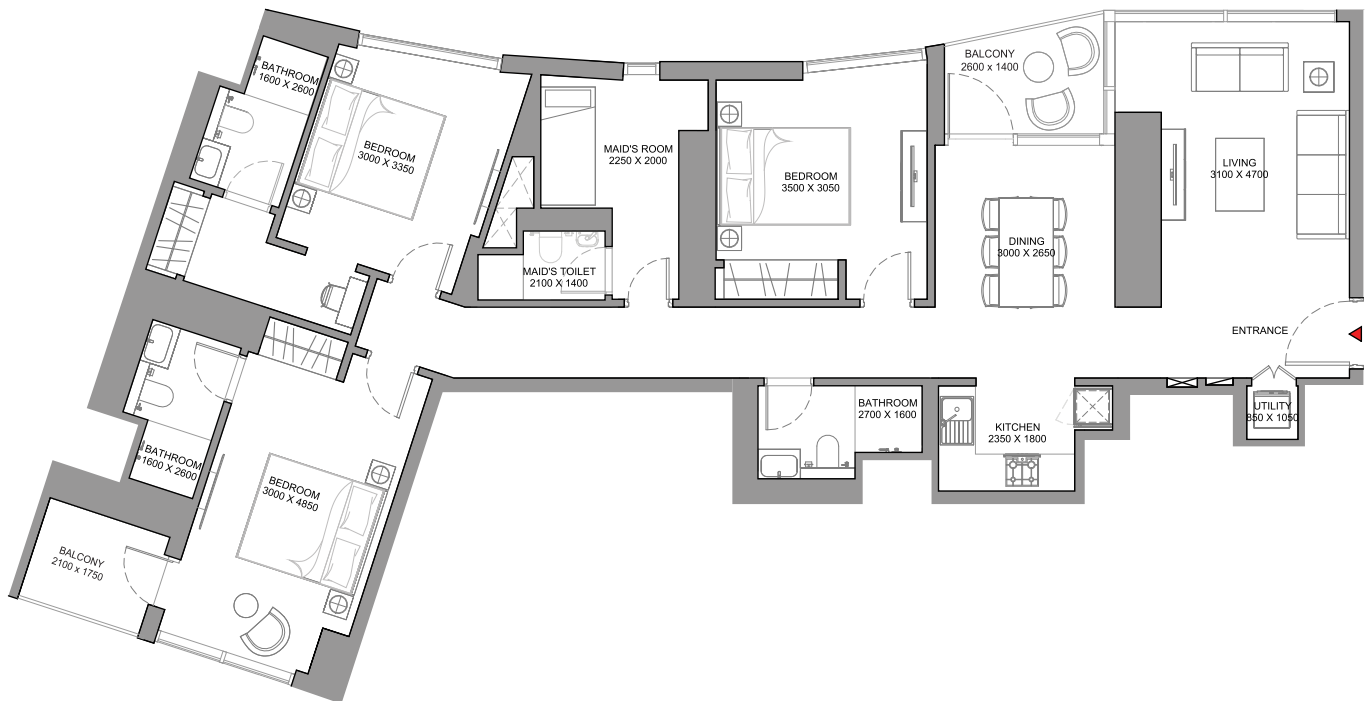
Disclaimer: 1. All dimensions are in metric, measured to wall finishes. 2. All materials, dimensions & drawings are approximate. 3. Information is subject to change without notice, at developer's absolute discretion. 4. Actual area may vary from the stated area. 5. Drawing are not to scale. 6. All images used are for illustrative purpose only and do not represent the actual size, features, specifications, fittings and furnishings. 7. The developer reserves the right to make revisions/ alterations, at its absolute discretion, without any liability whatsoever.

# 3 BEDROOM APARTMENT

TYPE A (with maid room, powder room + balcony)

## TOTAL SALEABLE AREA

SUITE = 1,471.53 SQ.FT.  
BALCONY = 105.70 SQ.FT.  
TOTAL = 1,577.23 SQ.FT.



List of unit numbers with this unit plan:

## VIEWS

Community, Lagoon, Amenities, Dubai Skyline

C813, C913, C1013, C1113, C1213, C1313, C1413, C1513, C1613, C1713, C1813, C1913, C2013

Disclaimer: 1. All dimensions are in metric, measured to wall finishes. 2. All materials, dimensions & drawings are approximate. 3. Information is subject to change without notice, at developer's absolute discretion. 4. Actual area may vary from the stated area. 5. Drawing are not to scale. 6. All images used are for illustrative purpose only and do not represent the actual size, features, specifications, fittings and furnishings. 7. The developer reserves the right to make revisions/ alterations, at its absolute discretion, without any liability whatsoever.

# 3 BEDROOM APARTMENT

TYPE A (with maid room, powder room + yard) VARIANT 1

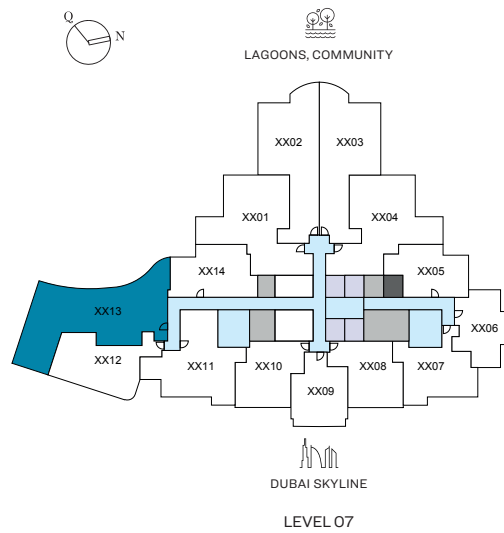
## TOTAL SALEABLE AREA

SUITE = 1,485.10 SQ.FT.

YARD = 523.34 SQ.FT.

TOTAL = 2,008.44 SQ.FT.

 UNIT



List of unit numbers with this unit plan:

## VIEWS

Community, Lagoon, Amenities, Dubai Skyline  
C713

Disclaimer: 1. All dimensions are in metric, measured to wall finishes. 2. All materials, dimensions & drawings are approximate. 3. Information is subject to change without notice, at developer's absolute discretion. 4. Actual area may vary from the stated area. 5. Drawing are not to scale. 6. All images used are for illustrative purpose only and do not represent the actual size, features, specifications, fittings and furnishings. 7. The developer reserves the right to make revisions/ alterations, at its absolute discretion, without any liability whatsoever.

# 3 BEDROOM APARTMENT

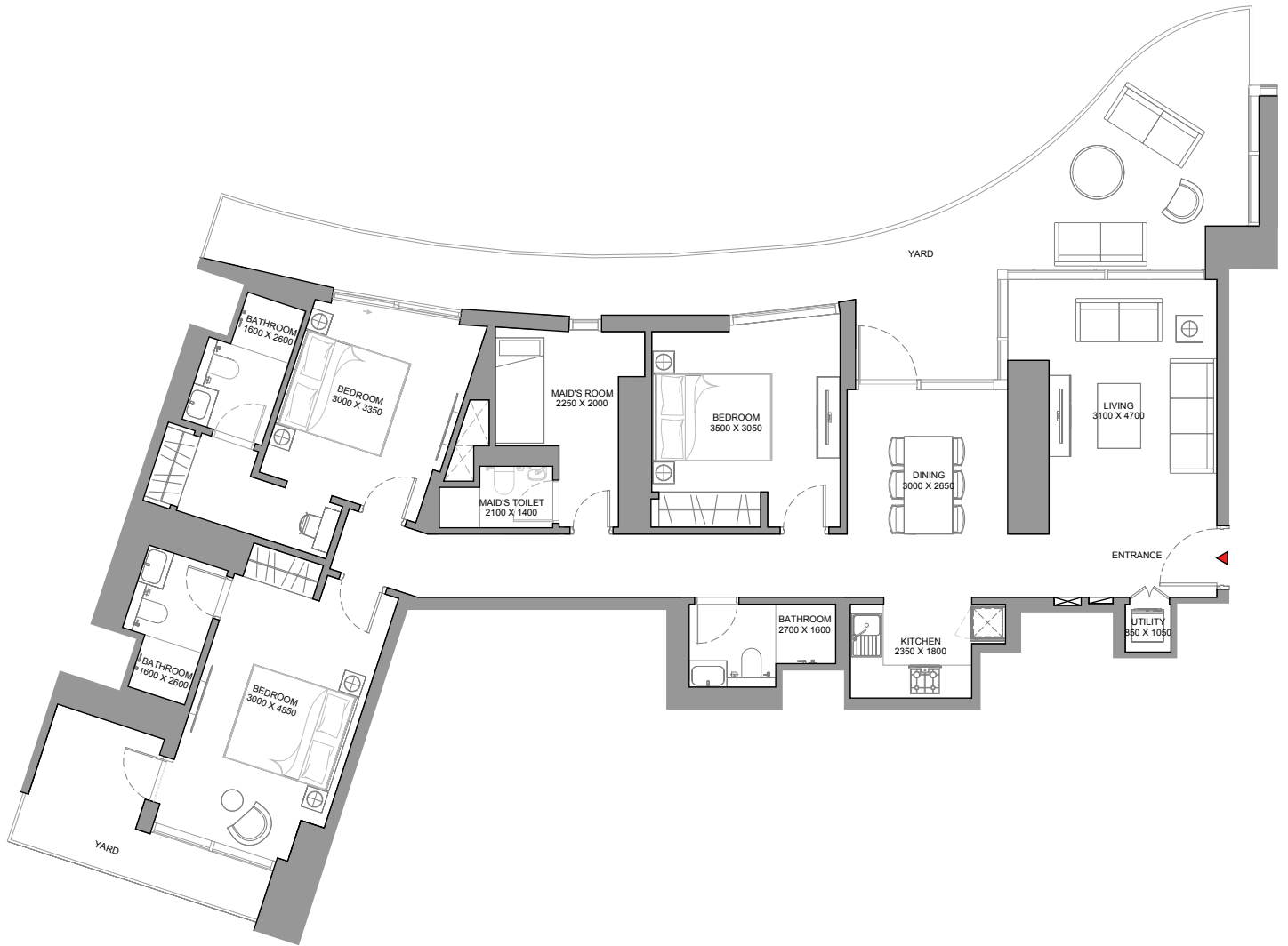
TYPE A (with maid room, powder room + yard) VARIANT 1

## TOTAL SALEABLE AREA

SUITE = 1,485.10 SQ.FT.

YARD = 523.34 SQ.FT.

TOTAL = 2,008.44 SQ.FT.



List of unit numbers with this unit plan:

## VIEWS

Community, Lagoon, Amenities, Dubai Skyline  
C713

Disclaimer: 1. All dimensions are in metric, measured to wall finishes. 2. All materials, dimensions & drawings are approximate. 3. Information is subject to change without notice, at developer's absolute discretion. 4. Actual area may vary from the stated area. 5. Drawing are not to scale. 6. All images used are for illustrative purpose only and do not represent the actual size, features, specifications, fittings and furnishings. 7. The developer reserves the right to make revisions/ alterations, at its absolute discretion, without any liability whatsoever.



SKYSCAPE  
AURA